NON MODIFICARE MANUALMENTE

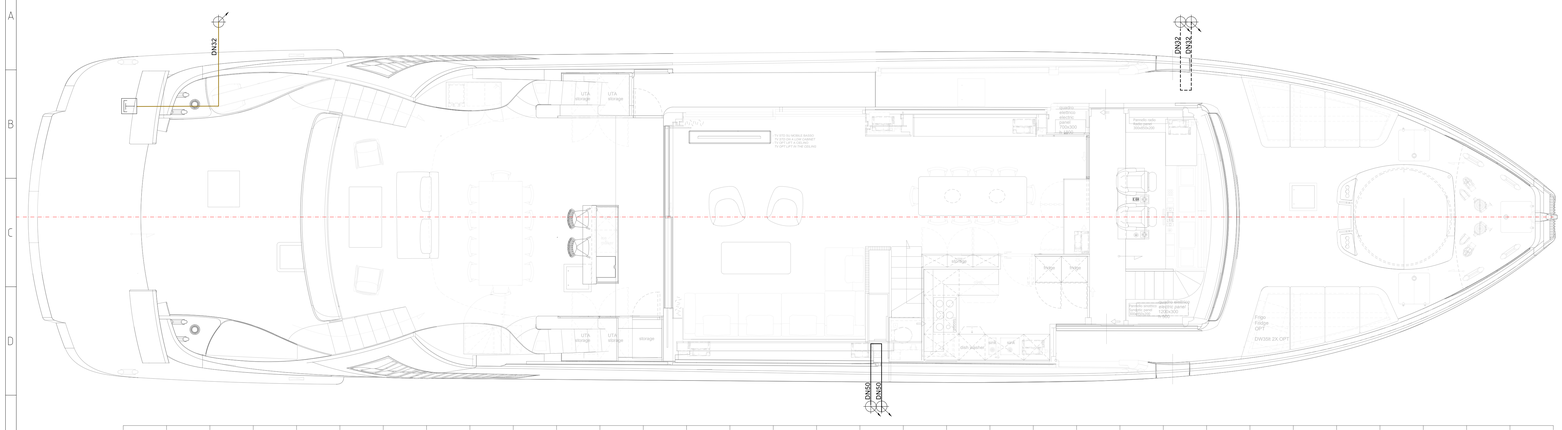

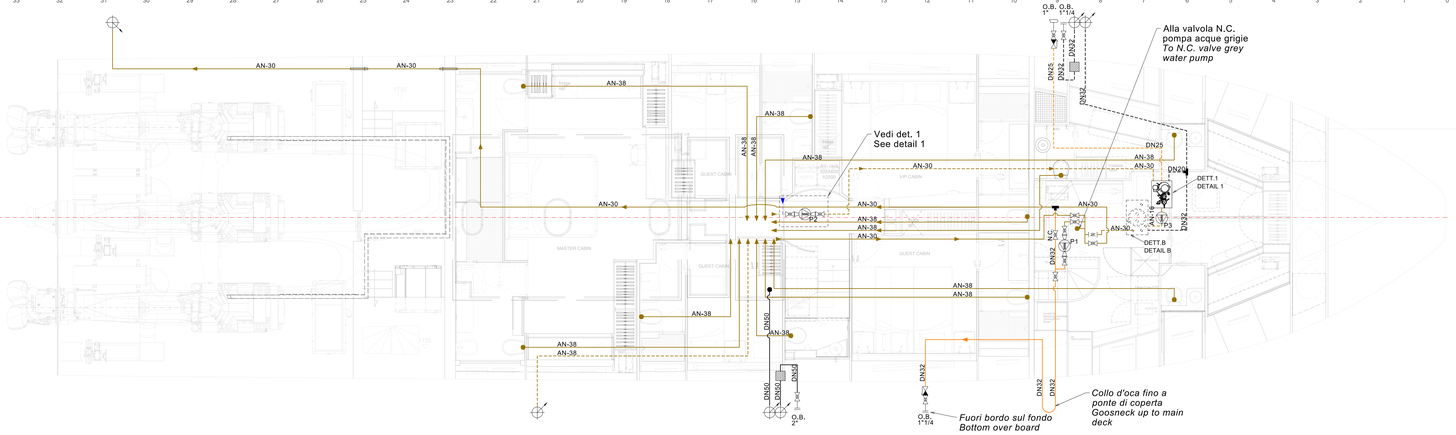

OPTIONAL LAYOUT

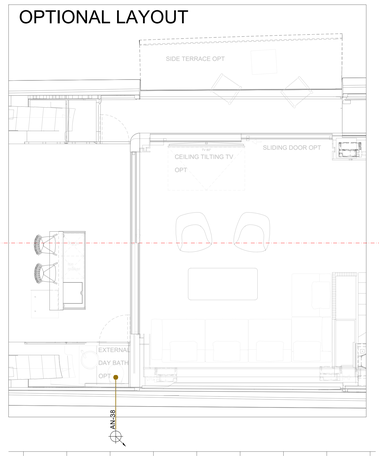

OPTIONAL LAYOUT

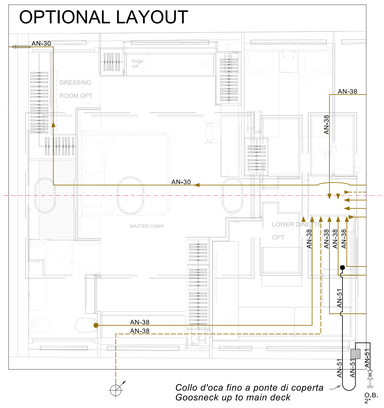

LEGEND

TYPE	DESCRIPTION	Q.TY	CODE	OPT STD
	VALVOLA A SFERA - 1" *BALL VALVE - 1"*	1	-	OPT
	VALVOLA A SFERA - 1" 1/4 *BALL VALVE - 1" 1/4*	6	-	STD
		4	-	OPT
	VALVOLA A SFERA - 2" *BALL VALVE - 2"*	1	-	STD
	VALVOLA DI NON RITORNO - 1" *NON RETURN VALVE - 1"*	1	-	OPT
	VALVOLA DI NON RITORNO - 1" 1/4 *NON RETURN VALVE - 1" 1/4*	1	-	STD
	FUORI BORDO SFIATO - 1" AIR VENT OVER BOARD - 1"	1	-	OPT
	FUORI BORDO - 2" OVER BOARD - 2"	1	-	STD
	FUORI BORDO - 1"1/4 *OVER BOARD - 1"1/4*	2	-	STD
	FILTRO ANTI ODORI - 1"1/4 NO-SMELL FILTER - 1"1/4	1	-	OPT
	FILTRO ANTI ODORI - 2" NO-SMELL FILTER - 2"	1	-	STD
	P1-POMPA GIAN. MVG MV44G 400V/3ph/50Hz/0.55kW *P1-PUMP GIAN. MVG MV44G 400V/3ph/50Hz/0.55kW*	1	38192	STD
	P2-POMPA "FEEDING" HAMANN (A-1P-050) *P2-FEEDING PUMP HAMANN (A-1P-050)*	1	-	OPT
	P3-POMPA "SLUDGE" HAMANN (A-1-P-250) *P3-SULDGE PUMP HAMANN (A-1-P-250)*	1	-	OPT
	AL PONTE SUPERIORE *TO UPPER DECK*	-	-	-
	AL PONTE INFERIORE *TO LOWER DECK*	-	-	-
	PASSAPARATIA STAGNO WATERTIGHT BULKHEAD PENETRATION	2	-	STD
	SEWAGE TREATMENT - HAMANN 0125 HL-CONT COMPACT TRAT. ACQUE NERE - HAMANN 0125 HL-CONT COMPACT	1	-	OPT
	FLANGIA DI SCARICO MARPOL ANNEX IV *MARPOL ANNEX IV OUTBOARD DISCHARGE*	1	83271	STD
	SEWAGE TANK CASSA FANGHI	1	-	OPT

TIPO TUBAZIONE *PIPE TYPE*	MATERIALE *MATERIALS*
LINEA ACQUE NERE / *BLACK WATER LINE*	*Pressfitting CuNi* *Sanipomp Extra (AN)*
LINEA SFIATO / *AIR VENT*	*Pressfitting AISI316*
LINEE OPT (per tutti i colori) OPT LINE (all colors)	

DESCRIZIONE TUBI FLESSIBILI / FLEXIBLE PIPE DESCRIPTION								
SE	TUBO / PIPE ALIMP/OMP/P (PVC ALIM. SPIR. ACCIAIO COLORE NEUT. TRASP.) / (FOOD PVC SPIRAL STEEL, NEUTRAL COLOR TRANSP.)							
AM	TUBO / PIPE SCARICO/SPC/AJ ISO13363 (GOMMA SPIRALATO ONDULATO / (SPIRAL CORRUGATED RUBBER)							
AN	TUBO / PIPE SANIPOMP/W (GOMMA SPIRALATO LISCIO) / (SMOOTH RUBBER SPIRAL)							
AN	TUBO / PIPE SANIPOMP/EXTRA (GOMMA SPIRALATO LISCIO DOOUR SHIELD) / (DOOUR SMOOTH RUBBER SPIRAL SHIELD)							
MARCA	ARTICOLO	CODICE	DIAMETRO INTERNO	DIAMETRO ESTERNO	SPESSORE	PESO UNITARIO	PRESSIONE ESERCIZIO	PRESSIONE DI SCOPPIO (teorica)	RAGGIO DI CURVATURA
LABEL	ITEM	CODE	INSIDE DIAMETER	OUTSIDE DIAMETER	THICKNESS	WEIGHT	WORK PRESS.	BURST PRESSURE (theorial)	BENDING RADIUS
			mm	mm	mm	g/m	bar a 20°C	bar	mm
SE.12		6626	12	18	3	180	7		25
SE.16		526	16	22.4	3.2	270	6		35
SE.20		920	20	27	3.5	320	5		50
SE.25		373	25	33	4	490	5		75
SE.30		839	30	38.4	4.2	600	4.5		90
SE.35		840	35	44	4.5	730	4		105
SE.40		380	40	49	4.5	870	3		120
SE.50		235	50	60	5	1250	3		150
AM.16		285678	16	25	4.5	350	3		48
AM.20		288930	20	29	4.5	440	3		57
AM.25		288931	25	34	4.5	500	3		75
AM.30		288932	30	39	4.5	580	3		90
AM.35		288933	35	44	4.5	660	3		105
AM.40		288934	40	49	4.5	750	3		120
AN.30		200274	30	40	5	270	7	21	90
AN.38		200511	38	48	5	350	7	21	95

HL-CONT Compact 0125 Sewage treatment plant

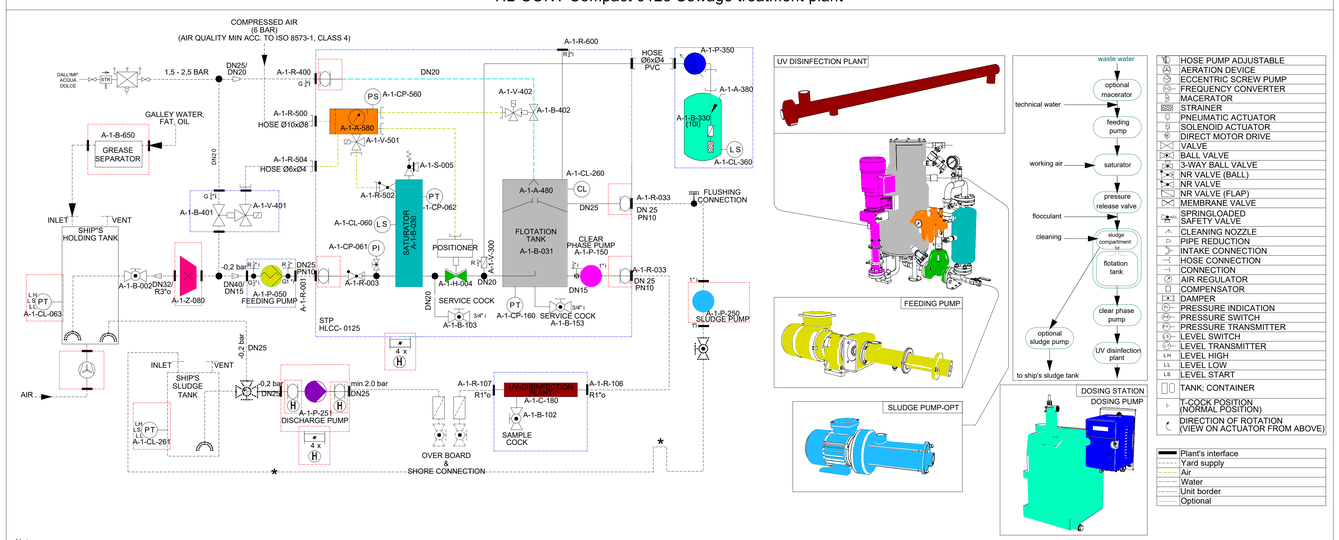

- HOSE PUMP ADJUSTABLE
- AERATION DEVICE
- ECCENTRIC SCREW PUMP
- FREQUENCY CONVERTER
- MACERATOR
- STRAINER
- PNEUMATIC ACTUATOR
- SOLENOID ACTUATOR
- DIRECT MOTOR DRIVE
- VALVE
- BALL VALVE
- 3-WAY BALL VALVE
- NR VALVE (BALL)
- NR VALVE
- NR VALVE (FLAP)
- MEMBRANE VALVE
- SPRINGLOADED SAFETY VALVE
- CLEANING NOZZLE
- PIPE REDUCTION
- INTAKE CONNECTION
- HOSE CONNECTION
- CONNECTION
- AIR REGULATOR
- COMPENSATOR
- DAMPER
- PRESSURE INDICATION
- PRESSURE SWITCH
- PRESSURE TRANSMITTER
- LEVEL SWITCH
- LEVEL TRANSMITTER
- LEVEL HIGH
- LEVEL LOW
- LEVEL START
- TANK: CONTAINER
- T-COCK POSITION (NORMAL POSITION)
- DIRECTION OF ROTATION (VIEW ON ACTUATOR FROM ABOVE)

- Plant's interface
- Yard supply
- Air
- Water
- Unit border
- Optional

Note
In case, level in sludge tank can rise above the plant provide sufficient looping to avoid backflow into sewage tratment plant
All pipe-connections should be removable/accessible for service work

DETT. 1 / *DETAIL 1*
HAMANN 125 HL-CONT COMPACT SYSTEM

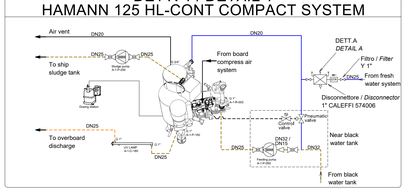

DETT. A / *DETAIL A*

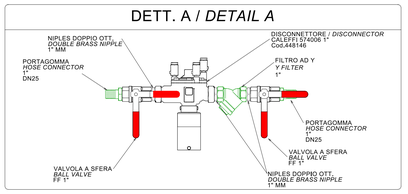

DETT. B / DETAIL B

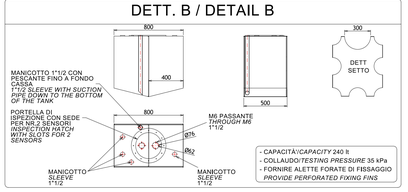

- CAPACITÀ/*CAPACITY* 240 lt
- COLLAUDO/*TESTING PRESSURE* 35 kPa
- FORNIRE ALETTE FORATE DI FISSAGGIO
PROVIDE PERFORATED FIXING FINS

R.I.Na. Class Notation:
C ✠ HULL, ● MACH Y Ch
Compliance with MCA LY3 - Short Range Navigation

IL DISEGNO E' DA CONSIDERARSI VALIDO UNICAMENTE PER QUANTO CONCERNE L'IMPIANTO INDICATO NEL CARTIGLIO
(Drawing valid only for the system indicated in the drawing title)

REV:	DATE:	OBJECT:	REV. BY:
D	11/04/2025	Completate traduzioni in inglese	E.F. (Ferrari & P.)
C	19/03/2023	Updated position pipe	C.F.
B	26/11/2021	Updated pipe type	E.M.
A	26/07/2021	Updated lines and added details	E.M.
0	26/02/2021	emissione/first issue	D.G.

FERRETTIGROUP
ENGINEERING DEPT.
Ferretti S.p.A. - Sede Legale: Via Irma Bandiera 62, 47841 CATTOLICA (RN) - ITALY

MODELLO	MATRICOLA	VALIDITA'	PIATTAFORMA	NUM. PROGR.	DETTAGLIO	GRUPPO	TIPO	CAB	VERSIONE	REV.
GT35	00	00	IT	11	T04	IM	MCA	5	EU	D

TITOLO DISEGNO:
Impianto acque nere
Black water system

PROGETTO:
PERSHING GT35

DATA PRIMA EMISSIONE:	26/02/2021
UNITA' DI MISURA:	mm
SCALA DI STAMPA:	1:00@A0
FILE:	GT35-00@00-IT-11-T04-IM-MCA-5EU-D
DISEGNATO DA:	D.Gualtieri®
VERIFICATO DA:	F.Giugno
APPROVATO DA:	G.Lupo

OWNED BY FERRETTI S.p.A. WITHOUT WRITTEN AUTHORIZATION BY FERRETTI S.p.A. THIS PROJECT CANNOT BE USED TO MANUFACTURE THE REPRESENTED OBJECT, NOR CAN IT BE CONVEYED TO A THIRD PARTY. NOR CAN IT BE REPRODUCED. THE OWNING COMPANY DEFENDS ITS RIGHTS ACCORDING TO LAW
PROPRIETÀ DELLA FERRETTI S.p.A. SENZA AUTORIZZAZIONE SCRITTA DELLA STESSA IL PRESENTE DISEGNO NON POTRA' ESSERE UTILIZZATO PER LA COSTRUZIONE DELL'OGGETTO RAPPRESENTATO, NE COMUNICATO A TERZI O RIPRODOTTO. LA SOC. PROPRIETARIA TUTELA I PROPRI DIRITTI A RIGORE DI LEGGE