F670MY-62-USA



MANUALE IMPIANTO ELETTRICO

ELECTRICAL PLANS MANUAL

ELETTRONSEA	DATA	15/03/2024		FERRETTIYACHTS	F670MY PER MERCATO USA ALIMENTAZIONE E RICARICHE	File 01_MN_F670MY-62-USA	=
	DISEGN.	ES					+
	VISTO				Intestazione Cover	Commessa F670MY-62-USA	Foglio A1 Segue A2
	APPR.						

Indice / Index

DATA	15/03/2024
DISEGN.	ES
VISTO	
APPR.	

FERRETTIYACHTS

F670MY PER MERCATO USA
ALIMENTAZIONE E RICARICHE

Indice
Index

File 01_MN_F670MY-62-USA

Commessa F670MY-62-USA

Foglio A2
Segue A3

Indice / Index

Multifoglio/File	Fg/Sh	Descrizione	Description
	B60	Forno microonde	Microwave
	B61	Prese 240VAC	240VAC Outlets
	B62	TV / Stereo	TV / HI-FI
	B63	Lavabiancheria	Washing machine
	B64	Lavastoviglie	Dish washer
	B65	Fabbricatore di ghiaccio	Ice maker
	B66	Frigorifero	Fridge
	B67	Disponibile	Available
03_MN_F670MY-62-USA	C1	Indice strumentazione di bordo	On board instruments index
	C2	Alimentazione motori	Engine supply
	C3	Sistema di navigazione Simrad ver. STD	STD ver. Simrad navigation system schematic
	C4	Sistema di navigazione Simrad ver. FULL OPT	FULL OPT ver. Audio video system schematic
	C5	Schema a blocchi sistema audio video	Audio video system schematic
	C6	Telecamere	Telecameras
	C7	Disponibile	Available
04_SCH_F670MY-62-USA	D1	Copertina	Cover
	D2	Copertina	Cover
	D3	Copertina	Cover
	D4	Legenda Fogli	Sheet Legend
	D5	Disponibile	Available
	D6	Generatori	Generators
	D7	Alimentazione da Banchina	Shore Power Supply
	D8	Quadro Elettrico Zona Equipaggio	Crew Zone Switchboard
	D9	Quadro Elettrico Zona Equipaggio	Crew Zone Switchboard
	D10	Quadro Elettrico Zona Equipaggio	Crew Zone Switchboard
	D11	Quadro Elettrico 240V Plancia	Wheel. 240V Switchboard
	D12	Quadro Elettrico 240V Plancia	Wheel. 240V Switchboard
	D13	Quadro Elettrico 240V Plancia	Wheel. 240V Switchboard
	D14	Quadro Elettrico 240V Plancia	Wheel. 240V Switchboard
	D15	Quadro Elettrico 240V Plancia	Wheel. 240V Switchboard
	D16	Disponibile	Available
	D17	Disponibile	Available
	D29	Box Stacca Batterie	Battery Switch Box
	D30	Ricarica Alternatori	Alternator Recharging System
	D30A	Ricarica da Alternatori OPT	OPT Alternator Recharging System
	D31	Quadro Elettrico Zona Equipaggio	Crew Zone Switchboard

Multifoglio/File	Fg/Sh	Descrizione	Description
	D32	Quadro Elettrico Zona Equipaggio	Crew Zone Switchboard
	D33	Quadro Elettrico Zona Equipaggioi	Crew Zone Switchboard
	D34	Quadro Elettrico Zona Equipaggioi	Crew Zone Switchboard
	D35	Quadro Elettrico Zona Equipaggioi	Crew Zone Switchboard
	D36	Quadro Elettrico Zona Equipaggioi	Crew Zone Switchboard
	D37	Quadro Elettrico Zona Equipaggioi	Crew Zone Switchboard
	D38	Quadro Elettrico Zona Equipaggioi	Crew Zone Switchboard
	D39	Quadro Elettrico Zona Equipaggioi	Crew Zone Switchboard
	D40	Quadro Elettrico Zona Equipaggioi	Crew Zone Switchboard
	D41	Disponibile	Available
	D42	Quadro Elettrico 24V Plancia	Wheel. 24V Switchboard
	D43	Quadro Elettrico 24V Plancia	Wheel. 24V Switchboard
	D44	Quadro Elettrico 24V Plancia	Wheel. 24V Switchboard
	D45	Quadro Elettrico 24V Plancia	Wheel. 24V Switchboard
	D46	Quadro Elettrico 24V Plancia	Wheel. 24V Switchboard
	D47	Quadro Elettrico 24V Plancia	Wheel. 24V Switchboard
	D48	Quadro Elettrico 24V Plancia	Wheel. 24V Switchboard
	D49	Sinottico	24V DC Section
	D50	Sinottico	24V DC Section
	D51	Sinottico	24V DC Section
	D52	Sinottico	24V DC Section
	D53	Sinottico	24V DC Section
	D54	Motore sx MAN Connettore X4	MAN Port Engine X4 Connector
	D55	Motore dx MAN Connettore X4	MAN Stbd Engine X4 Connector
	D56	Collegamento Centralina BSCO	BSCO Connections
	D57	Impianto Elica di Manovra STD	Thrusters Standard System
	D58	Impianto Elica 48V OPT	48V Thruster System OPT
	D58A	Impianto Elica 48V OPT	48V Thruster System OPT
	D58B	Box Interfaccia Naviop	Naviop System box Interface
	D59	Box Interfaccia Naviop	Naviop System box Interface
	D60	Box Interfaccia Naviop	Naviop System box Interface
	D61	Box Interfaccia Naviop	Naviop System box Interface
	D62	Box Interfaccia Naviop	Naviop System box Interface
	D62A	Box Interfaccia Naviop	Naviop System box Interface
	D63	Connettori AMP	24V DC AMP List
	D64	Disponibile	Available

DATA	15/03/2024
DISEGN.	ES
VISTO	
APPR.	

FERRETTIYACHTS

F670MY PER MERCATO USA
ALIMENTAZIONE E RICARICHE

Indice
Index

File 01_MN_F670MY-62-USA

Commessa F670MY-62-USA

Foglio A3
Segue A4

ELETTRONSEA	DATA	15/03/2024	FERRETTIYACHTS	F670MY PER MERCATO USA ALIMENTAZIONE E RICARICHE	File 01_MN_F670MY-62-USA	=
	DISEGN.	ES				+
	VISTO			Disponibile *Available*	Commessa F670MY-62-USA	Foglio A4
	APPR.					Segue A5

Indice alimentazione e ricariche / Power source and recharger index

Multifoglio/File	Fg/Sh	Descrizione	Description
01_MN_F670MY-62-USA	A1	Intestazione	Cover
	A2	Indice	Index
	A3	Indice	Index
	A4	Disponibile	Available
	A5	Indice Alimentazione e ricariche	Power source and recharger index
	A6	Specifiche di montaggio stacca batterie	Cut-out control box installation detail
	A7	Specifiche installazione elica di manovra	Bow thruster installation detail
	A7A	Specifiche impianto Elica 48V Opt	48V Thruster System opt detail
	A8	Schema generale 24VDC	24VDC Schematic
	A9	Misure elettriche 24VDC	24VDC Elettrical measure
	A10	Schema generale 24VDC	24VDC Schematic
	A11	Misure elettriche 24VDC	24VDC Elettrical measure
	A12	Schema generale 240VAC	240VAC schematic
	A13	Misure Elettriche 240VAC	240VAC Elettrical measure

DATA	15/03/2024
DISEGN.	ES
VISTO	
APPR.	

FERRETTIYACHTS

F670MY PER MERCATO USA
ALIMENTAZIONE E RICARICHE

Indice Alimentazione e ricariche
Power source and recharger index

File 01_MN_F670MY-62-USA

Commessa F670MY-62-USA

Foglio A5

Segue A6

Specifiche di montaggio stacca batterie / Cut-out control box installation detail

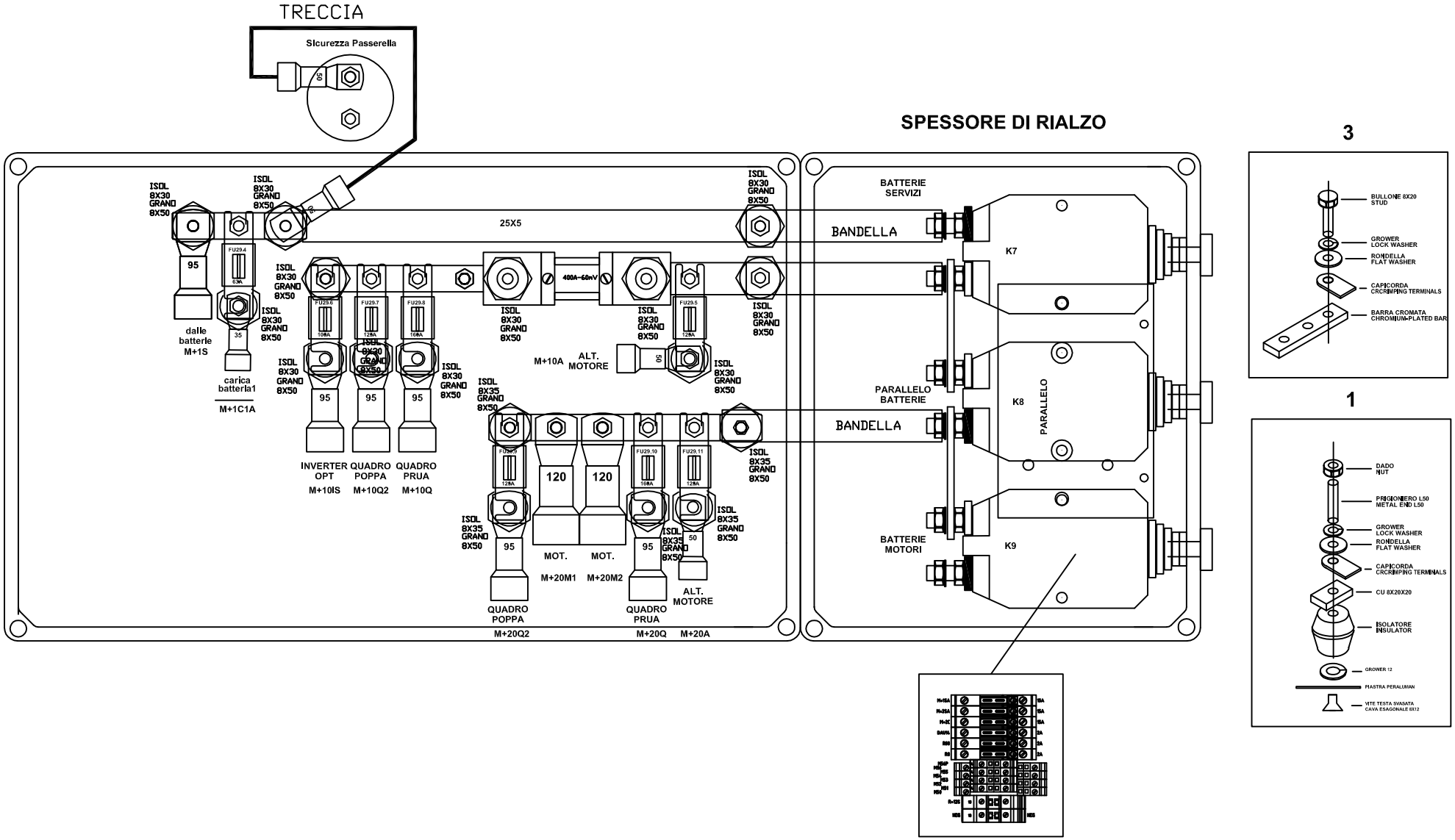

ELETTRONSEA	DATA	15/03/2024	FERRETTIYACHTS	F670MY PER MERCATO USA ALIMENTAZIONE E RICARICHE	File 01_MN_F670MY-62-USA
	DISEGN.	ES		Specifiche di montaggio stacca batterie / Cut-out control box installation detail	Commessa F670MY-62-USA
	VISTO				Foglio A6
	APPR.				Segue A7

RIFERIRSI ALLO SCHEMA DI COLLEGAMENTO DEL COSTRUTTORE

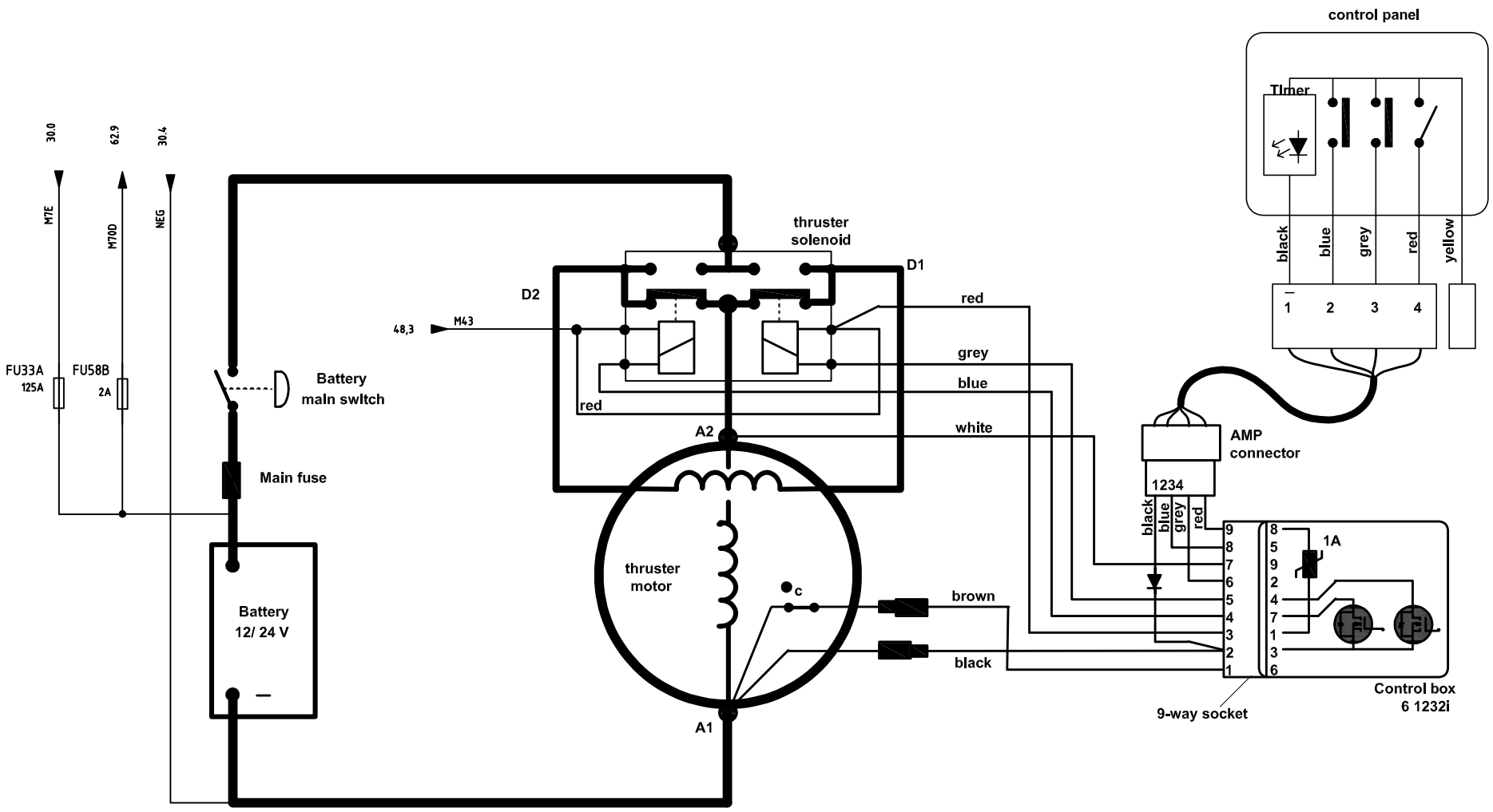

ELETTRONSEA	DATA	15/03/2024	FERRETTIYACHTS	F670MY PER MERCATO USA ALIMENTAZIONE E RICARICHE	File 01_MN_F670MY-62-USA
	DISEGN.	ES		Specifiche installazione elica di manovra *Bow thruster installation detail*	Commessa F670MY-62-USA
	VISTO				Foglio A7
	APPR.				Segue A7A

RIFERIRSI ALLO SCHEMA DI COLLEGAMENTO DEL COSTRUTTORE

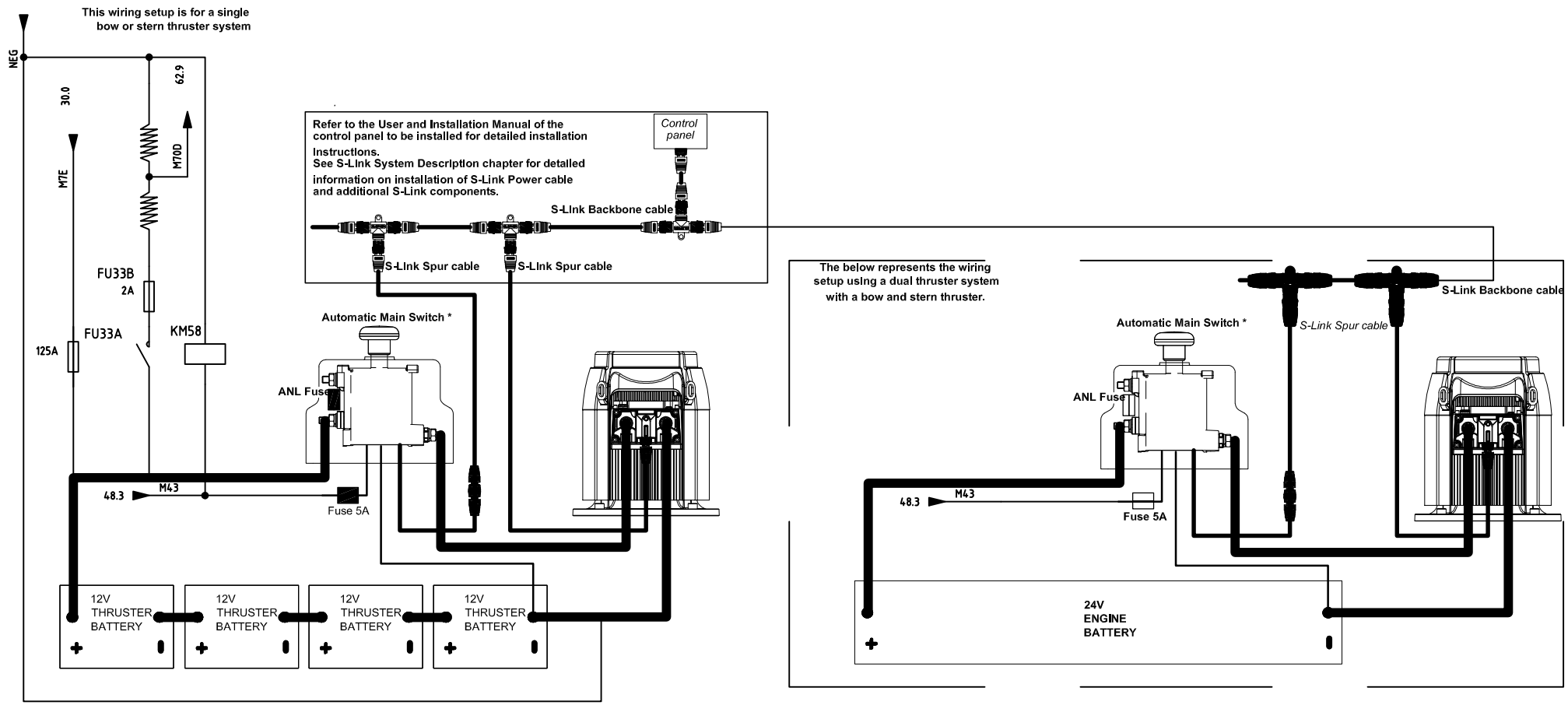

ELETTRONSEA	DATA	15/03/2024	FERRETTIYACHTS	F670MY PER MERCATO USA ALIMENTAZIONE E RICARICHE	File 01_MN_F670MY-62-USA	
	DISEGN.	ES		IMPIANTO ELICA 48V OPT 48V THUSTER SYSTEM OPT	Commessa F670MY-62-USA	Foglio A7A Segue A8
	VISTO					
	APPR.					

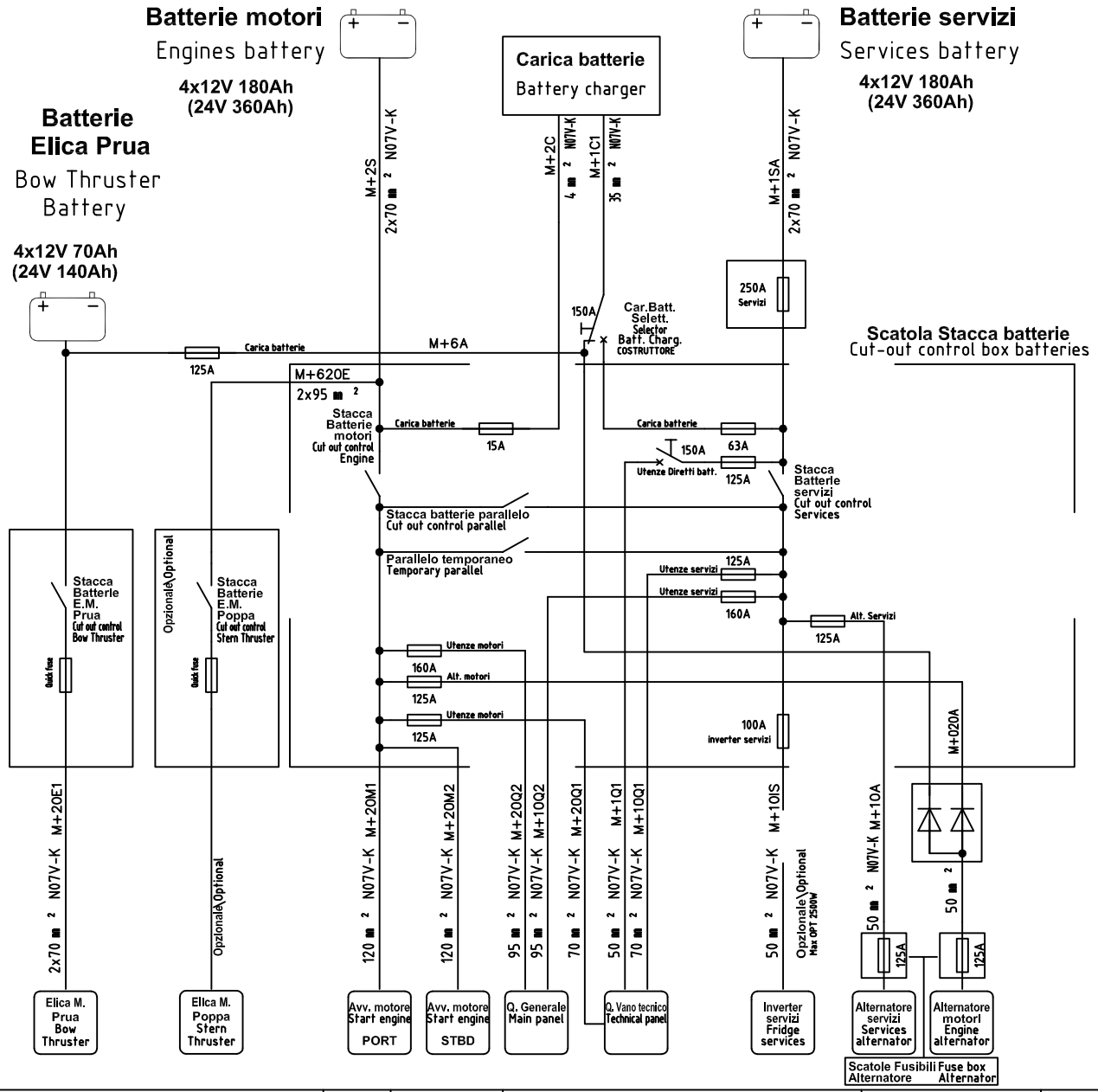

Ponte inferiore / 2nd Deck

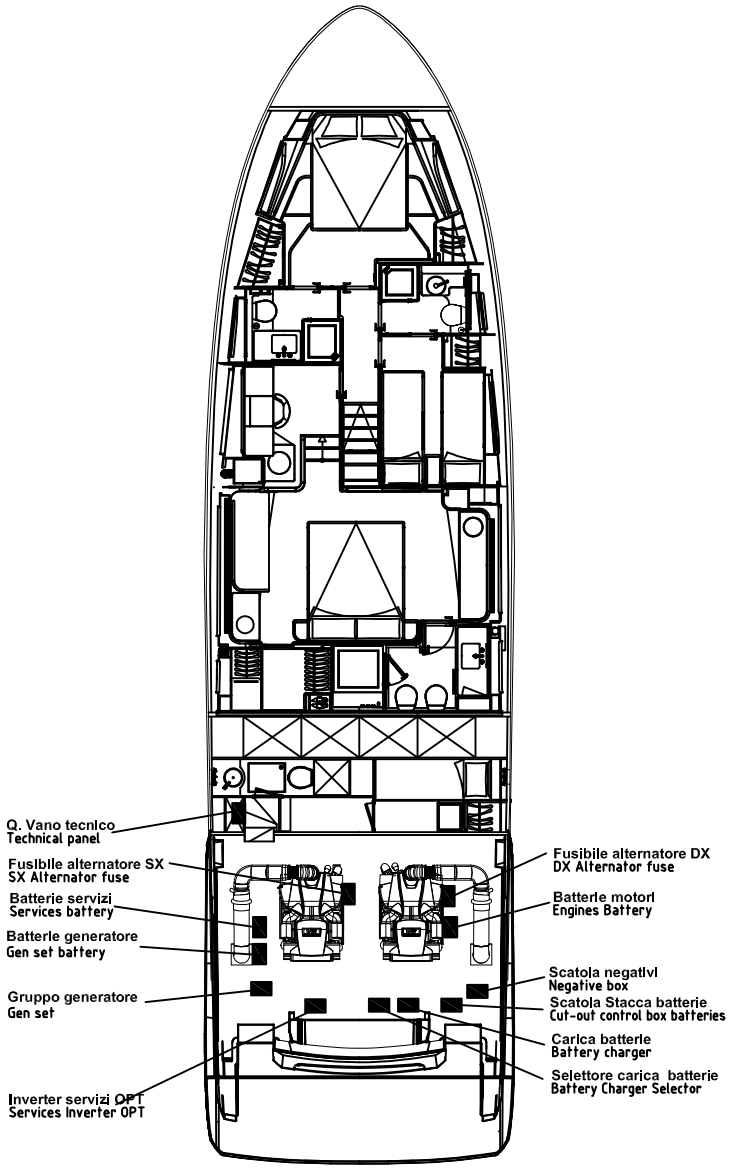

DATA	15/03/2024	F670MY PER MERCATO USA ALIMENTAZIONE E RICARICHE	File 01_MN_F670MY-62-USA
DISEGN.	ES	Schema generale 24VDC 24VDC Schematic	Commessa F670MY-62-USA
VISTO			Foglio A8
APPR.			Segue A9

ELETTRONSEA

FERRETTIYACHTS

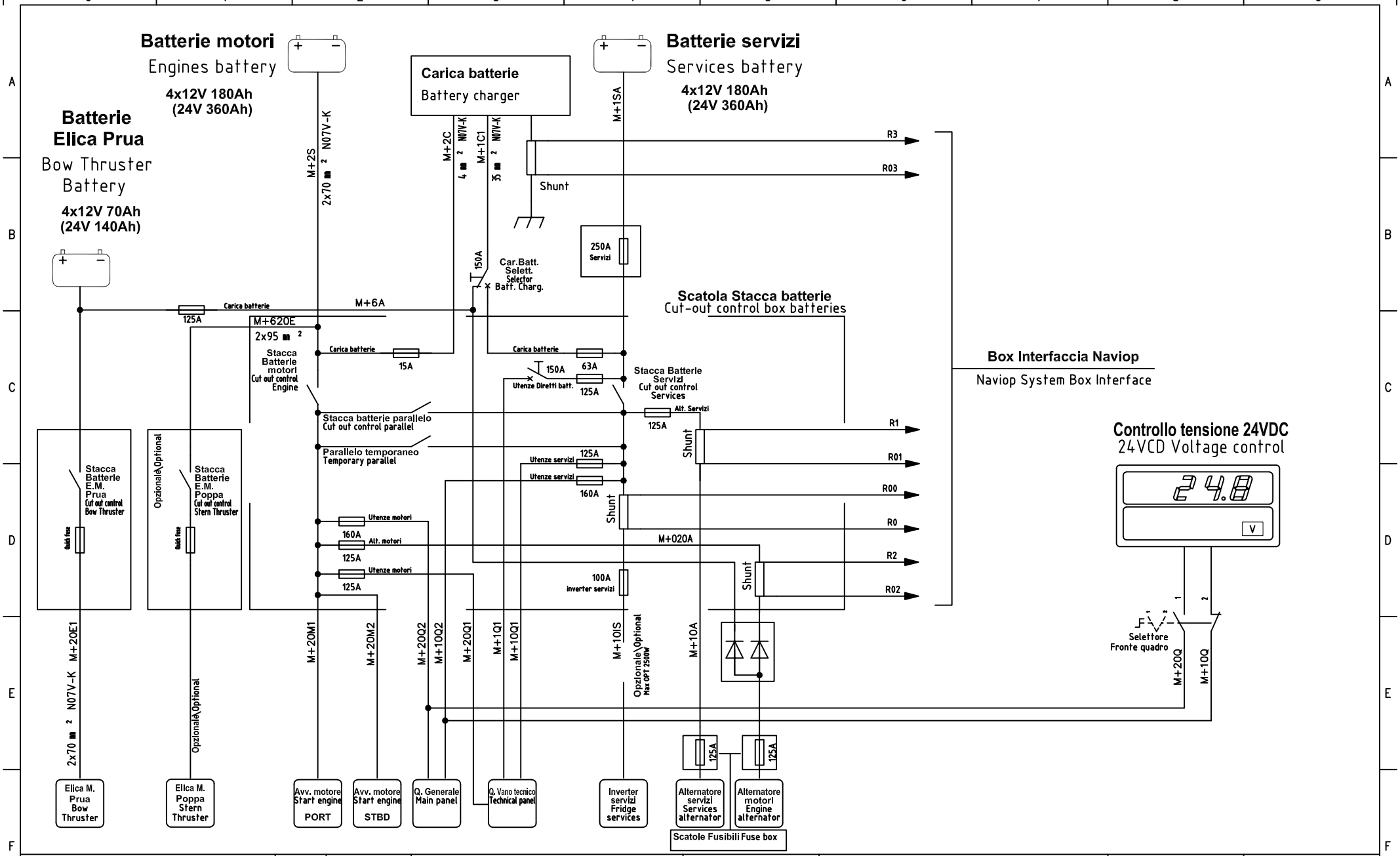

ELETTRONSEA

DATA	15/03/2024
DISEGN.	ES
VISTO	
APPR.	

FERRETTIYACHTS

F670MY PER MERCATO USA
ALIMENTAZIONE E RICARICHE

Misure elettriche 24VDC
24VDC Elettrical measure

File 01_MN_F670MY-62-USA

Commessa F670MY-62-USA

Foglio A9

Segue A10

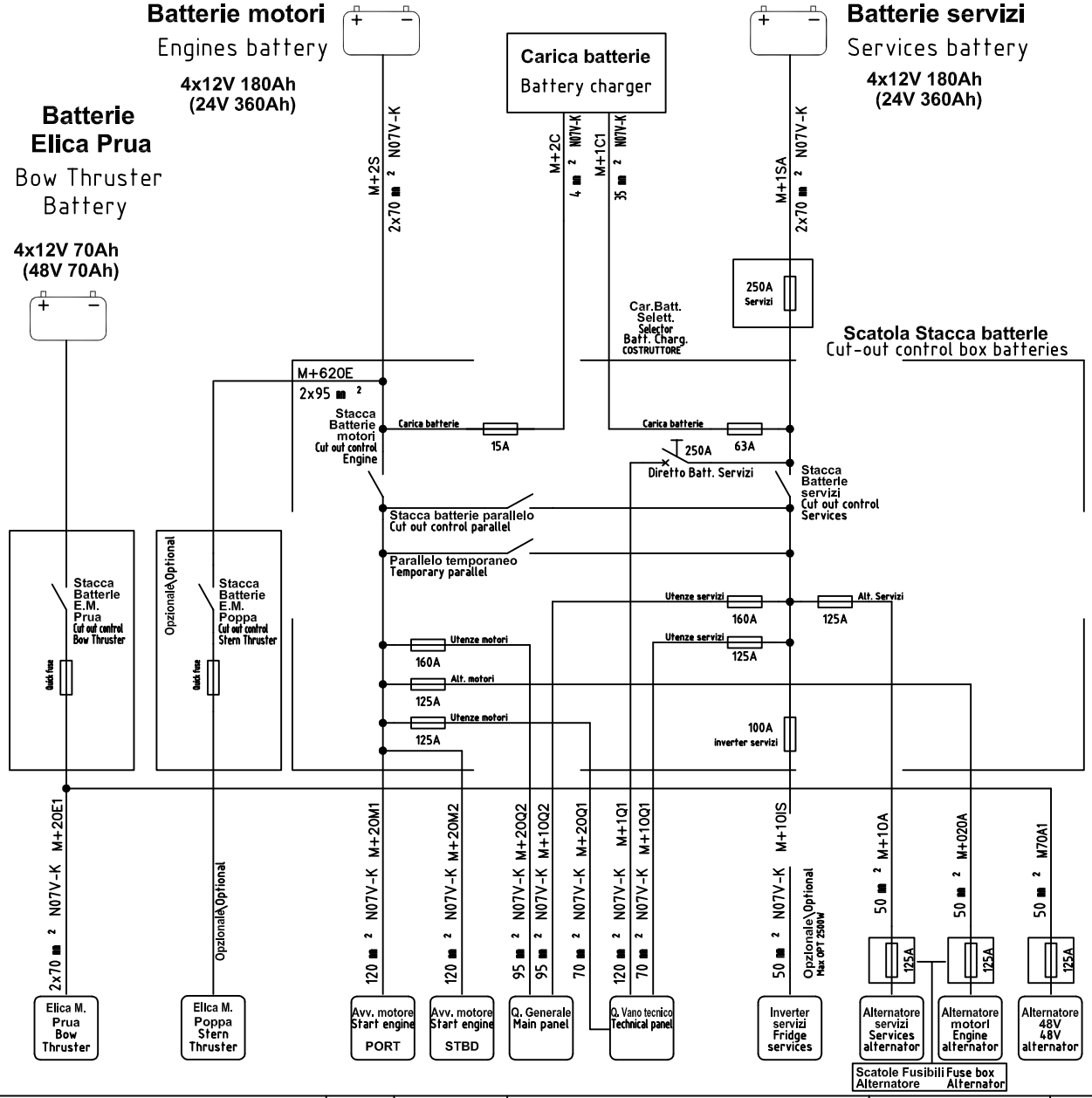

Ponte inferiore / 2nd Deck

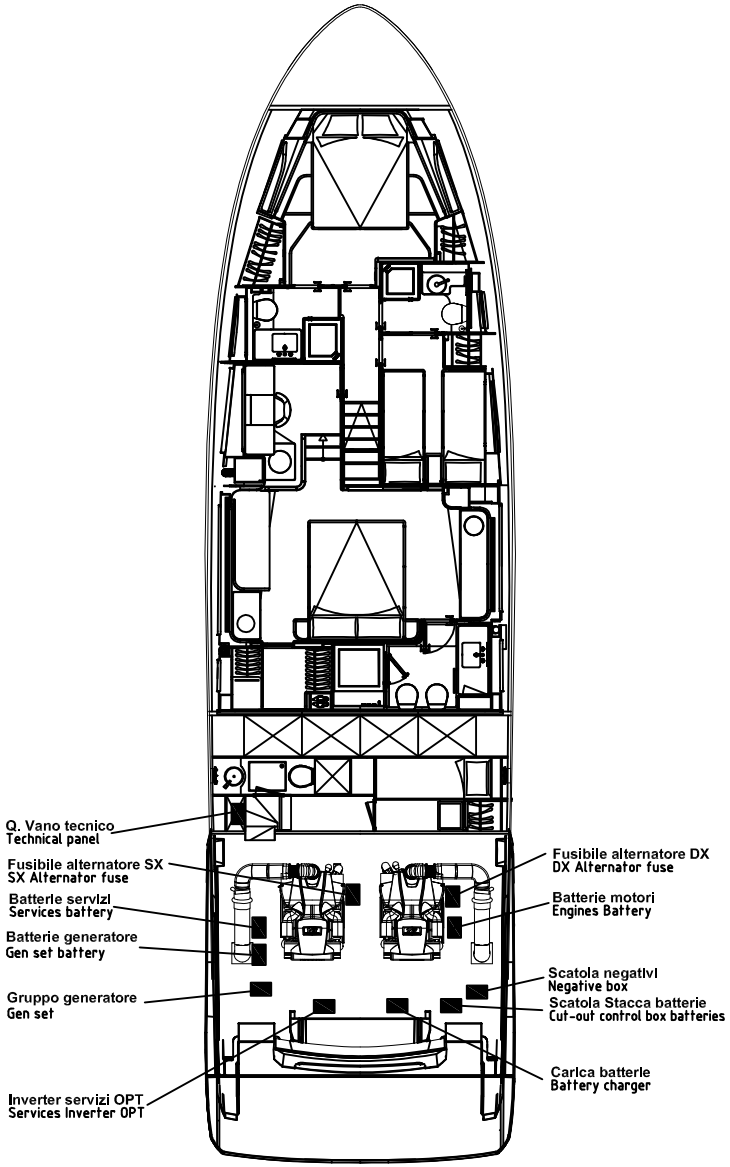

ELETTRONSEA	DATA	15/03/2024	F670MY PER MERCATO USA ALIMENTAZIONE E RICARICHE
	DISEGN.	ES	Schema generale 24VDC 24VDC Schematic
	VISTO		File 01_MN_F670MY-62-USA
	APPR.		Commessa F670MY-62-USA
			Foglio A10 Segue A11

FERRETTIYACHTS

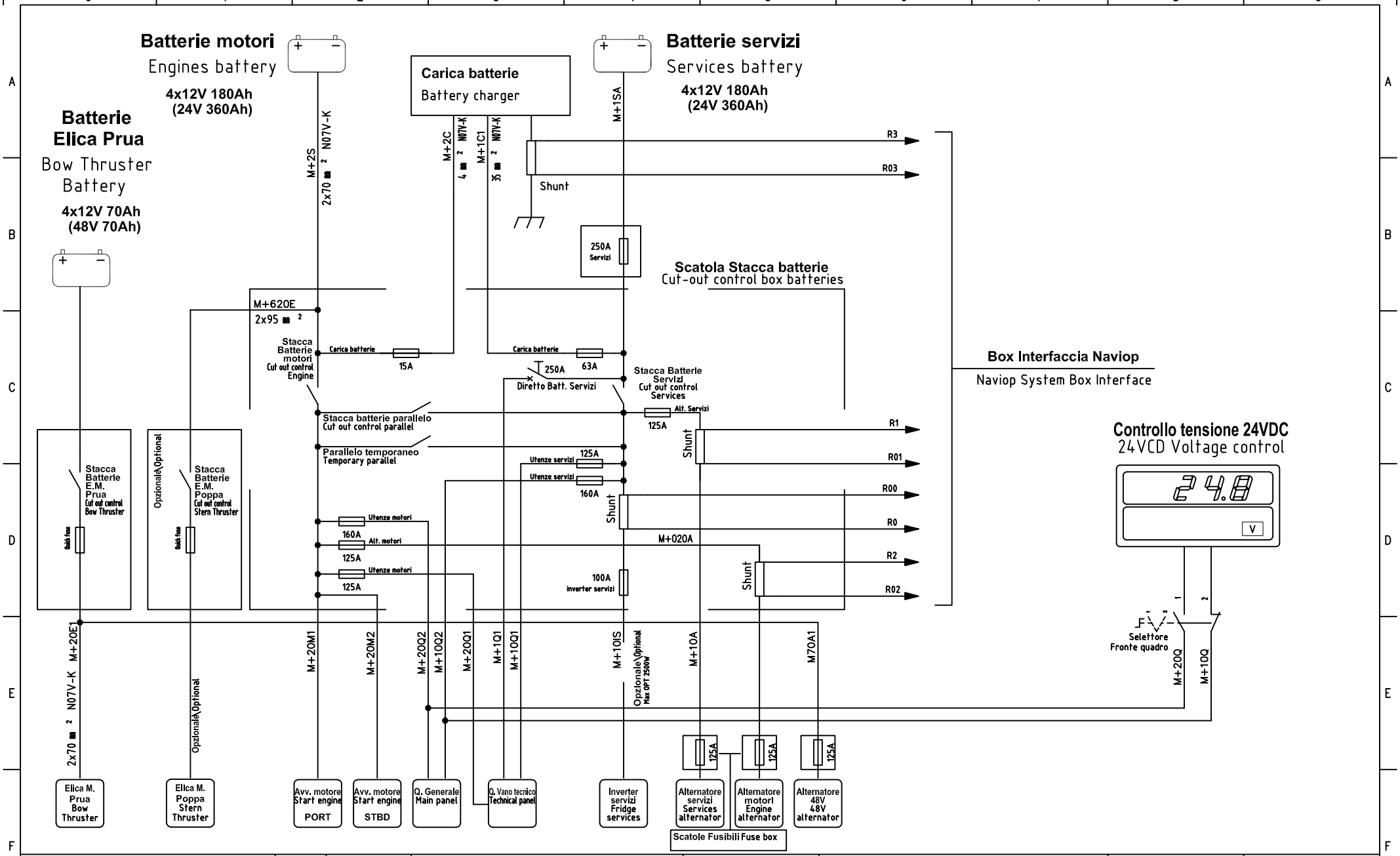

ELETTRONSEA	DATA	15/03/2024	
	DISEGN.	ES	
	VISTO		
	APPR.		

FERRETTIYACHTS

F670MY PER MERCATO USA
ALIMENTAZIONE E RICARICHE

Misure elettriche 24VDC
24VDC Elettrical measure

File: 01_MN_F670MY-62-USA

Commessa: F670MY-62-USA

Foglio: A11

Segue: A12

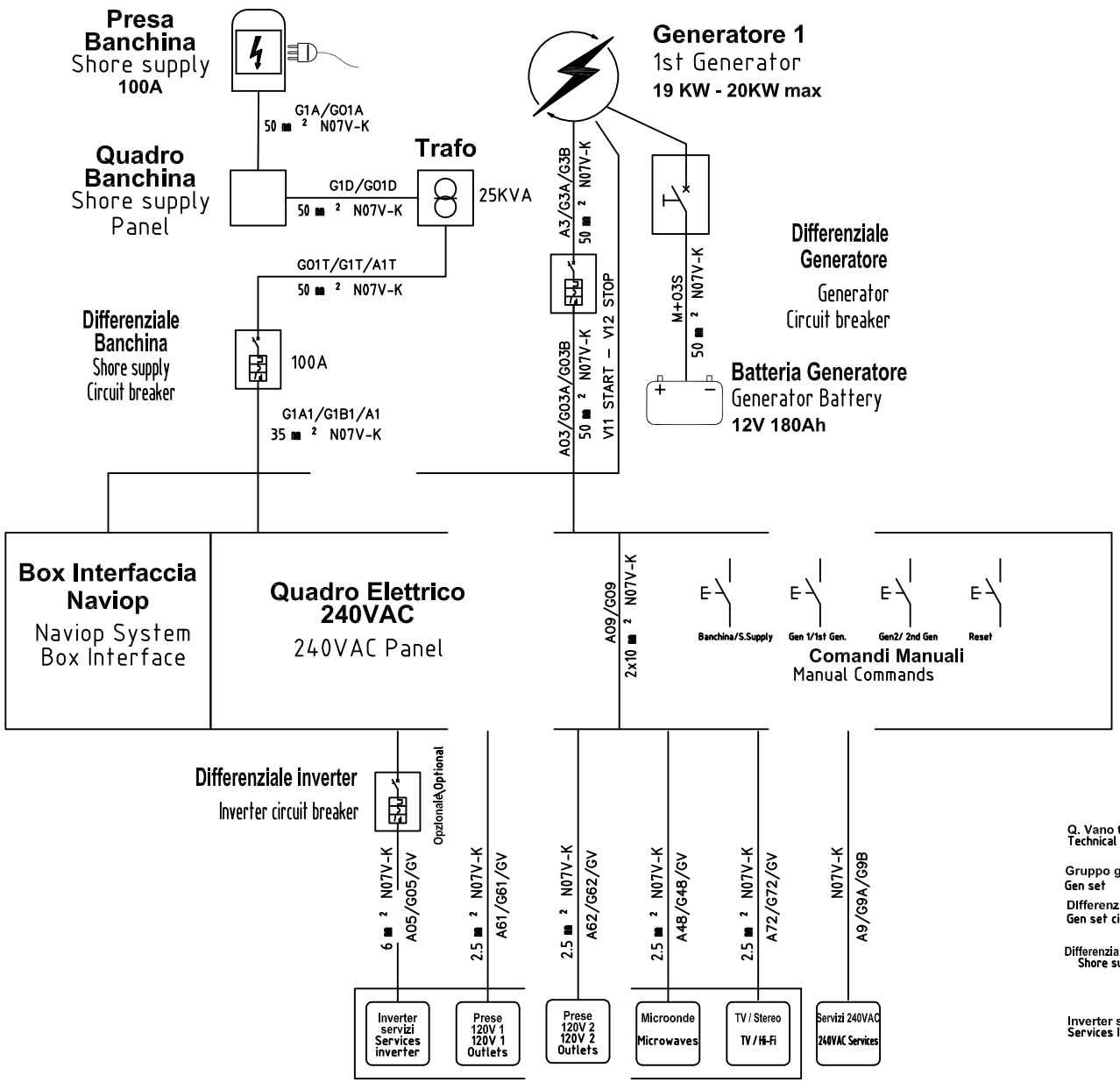

Ponte inferiore / 2nd Deck

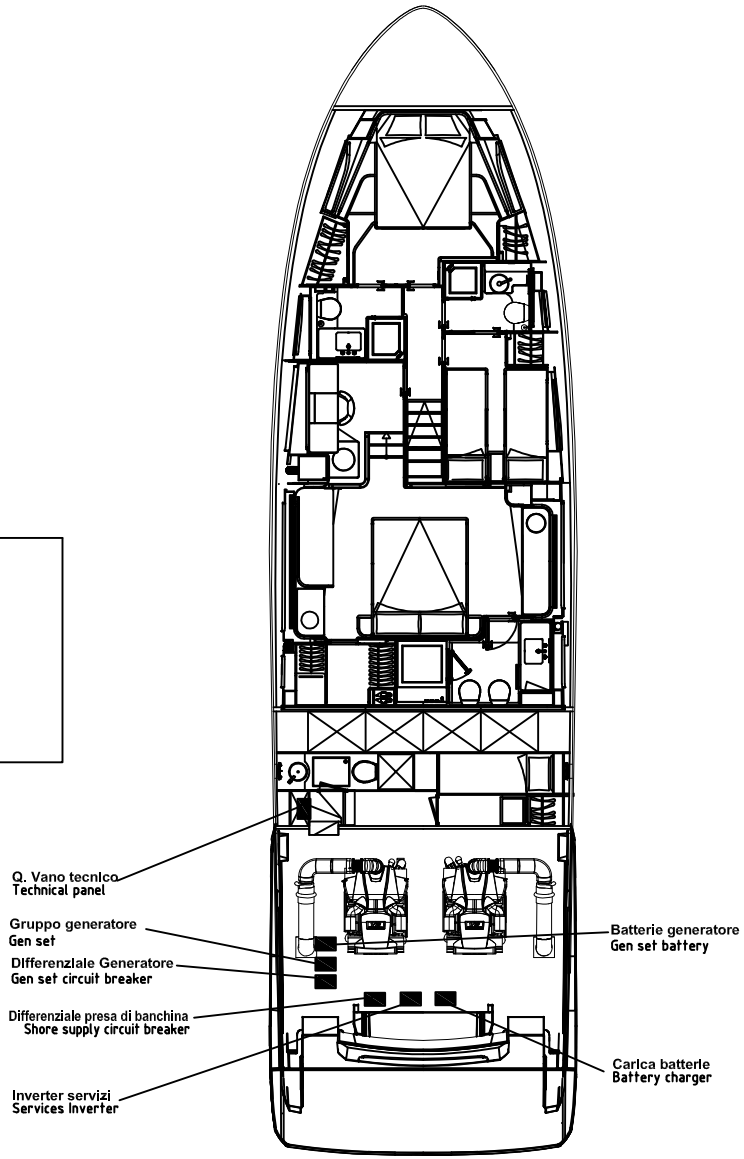

ELETTRONSEA	DATA	15/03/2024	FERRETTIYACHTS	F670MY PER MERCATO USA ALIMENTAZIONE E RICARICHE
	DISEGN.	ES		Schema generale 240VAC 240VAC schematic
	VISTO			
	APPR.			

File: 01_MN_F670MY-62-USA

Commessa: F670MY-62-USA

Foglio A12 Segue A13

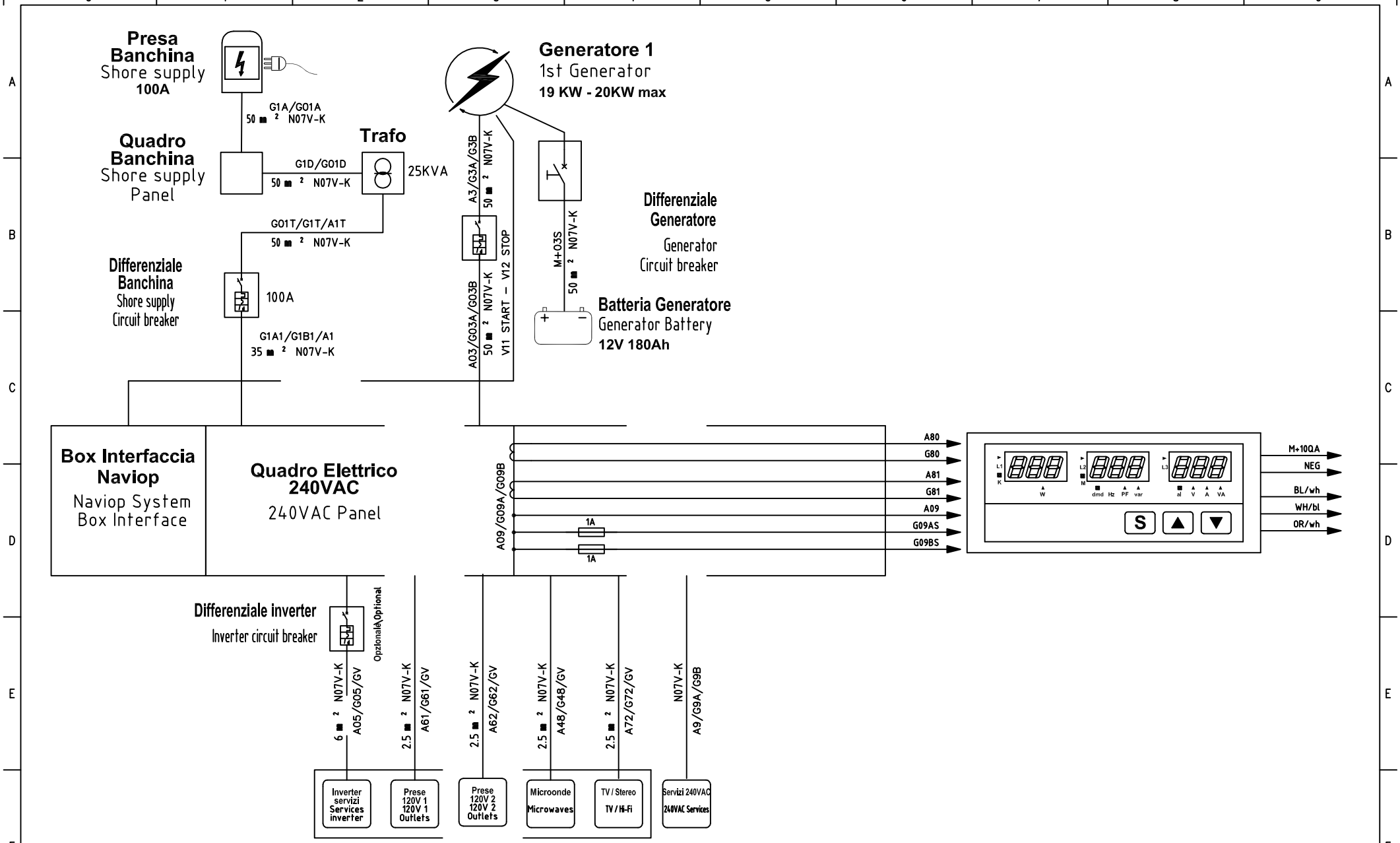

DATA	15/03/2024		
DISEGN.	ES		
VISTO			
APPR.			

ELETTRONSEA

FERRETTIYACHTS

F670MY PER MERCATO USA
ALIMENTAZIONE E RICARICHE

Misure Elettriche 240VAC
240VAC Elettrical measure

File 01_MN_F670MY-62-USA

Commessa F670MY-62-USA

Foglio A13

Segue B1

Indice disposizione quadri ed utenze / Panel and services location index

Multifoglio/File	Fg/Sh	Descrizione	Description
02_MN_F670MY-62-USA	B1	Indice disposizione quadri ed utenze	Panel and services location index
	B2	Passaggio cavi	Cable through
	B3	Quadro elettico zona equipaggio	Crew zone switchboard
	B4	Presa pozzetto 24V DC	24V DC Cockpit outlet
	B5	Pompa sentina poppa motori (1)	AFT engines bilge pump (1)
	B6	Pompa sentina prua motori (2)	FWD engine bilge pump (2)
	B7	Pompa sentina equipaggio	Crew bilge pump
	B8	Pompa sentina prua	FWD bilge pump
	B9	Pompa sentina prua motori (3)	FWD engine bilge pump (3)
	B10	Pompa sla macchine	Engines room bilge pump
	B11	Passerella idraulica (OPT)	Hydraulic gangway (OPT)
	B12	Pompa acque grigie	Shower pump
	B13	Pompa acque grige prua - marinaio	FWD - Sailor shower pump
	B14	Acque nere	Black water
	B15	Allarmi di sentina	Bilge alarms
	B16	Timoneria elettrica	Rudder System
	B17	Plancetta di Poppa	Swim Platform
	B18	APS + Antincendio	APS + Fire Shoutdown
	B19	Stabilizzatore Giroscopico	Seakeeper
	B20	Quadro elettico 24VDC Plancia	24VDC Panel Console
	B21	Aspiratori motori	Engine Blowers
	B22	Autoclave acqua dolce	Fresh water pump
	B24	Autoclave acqua salata	Salt water pump
	B26	Luci di via	Running lights
	B27	Luci strumenti	Instrument lights
	B28	Luci zone notte 1	1St cabin lights
	B29	Luci zona notte 2	2Nd cabin lights
	B30	Luci salone	Dinette lights
	B31	Luci Pozzetto	Cockpit Light
	B32	Luci Esterne	Outside Lights
	B33	Luci vano motori	Engine room lights
	B34	Luci Fly	Fly lights
	B35	Faro	Search Light
	B36	Frigo Salone - Cucina	Dinette - Galley Fridge
	B37	Frigo Fly	Fly Fridge

Multifoglio/File	Fg/Sh	Descrizione	Description
	B38	Prese 12VDC	12VDC Outlets
	B38A	Tende elettriche ed oscuranti	Electric Awnings
	B39	Sinto CD	CD Tuner
	B40	Tromba - Tergi	Horn - Wiper
	B41	Radio VHF	VHF radio
	B42	Navigatore, radar, Autopilota	Navigator, radar, autopilot
	B43	Interceptors	Interceptors
	B44	Comandi elica di manovra	Bow thruster command
	B45	Tonneggi	Winches
	B46	Verricello	Windlass
	B47	Avviamento Motori	Engines Start
	B48	Avvolgicavo	Glendinning
	B49	Carica Batterie Generatore	Genset Battery Charger
	B50	Quadro elettrico 120-240VAC	120-240VAC Panel
	B51	Carica batterie	Battery charger
	B52	Disponibile	Available
	B53	Aria condizionata	Air conditioned
	B54	Ventilatori	Fan coil
	B55	Boiler	Water heater
	B56	Dissalatore	Water maker
	B57	Disponibile	Available
	B58	Grill fly	Fly grill
	B59	Piano cottura	Cook plane
	B60	Forno microonde	Microwave
	B61	Prese 240VAC	240VAC Outlets
	B62	TV / Stereo	TV / HI-FI
	B63	Lavabiancheria	Washing machine
	B64	Lavastoviglie	Dish washer
	B65	Fabbricatore di ghiaccio	Ice maker
	B66	Frigorifero	Fridge
	B67	Disponibile	Available

DATA	15/03/2024
DISEGN.	ES
VISTO	
APPR.	

FERRETTIYACHTS

F670MY PER MERCATO USA
DISPOSIZIONE QUADRI ED UTENZE

Indice disposizione quadri ed utenze
Panel and services location index

File 02_MN_F670MY-62-USA

Commessa F670MY-62-USA

Foglio B1
Segue B2

Passaggio cavi
Cable through

Legenda
Leggenda

- Morsettiera principale / Primary connectors
- Passaggio verticale / Vertical through
- Passaggio orizzontale / Horizontal through
- Riferimenti fra ponti / Deck mark reference

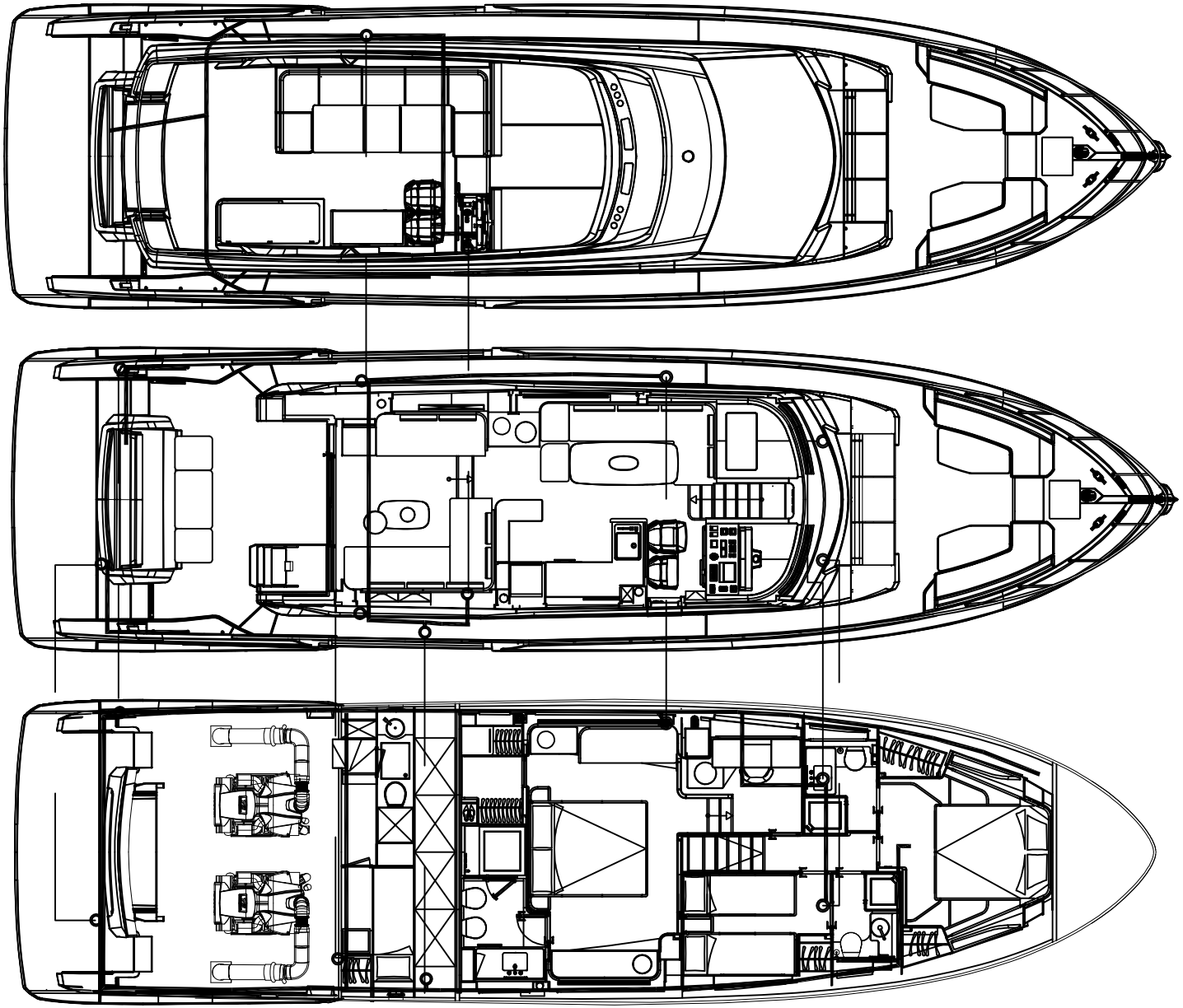

ELETTRONSEA	DATA	15/03/2024	FERRETTIYACHTS	F670MY PER MERCATO USA DISPOSIZIONE QUADRI ED UTENZE	File 02_MN_F670MY-62-USA
	DISEGN.	ES		Passaggio cavi Cable through	Commessa F670MY-62-USA
	VISTO				Foglio B2
	APPR.				Segue B3

Quadro elettrico zona equipaggio / Crew zone switchboard

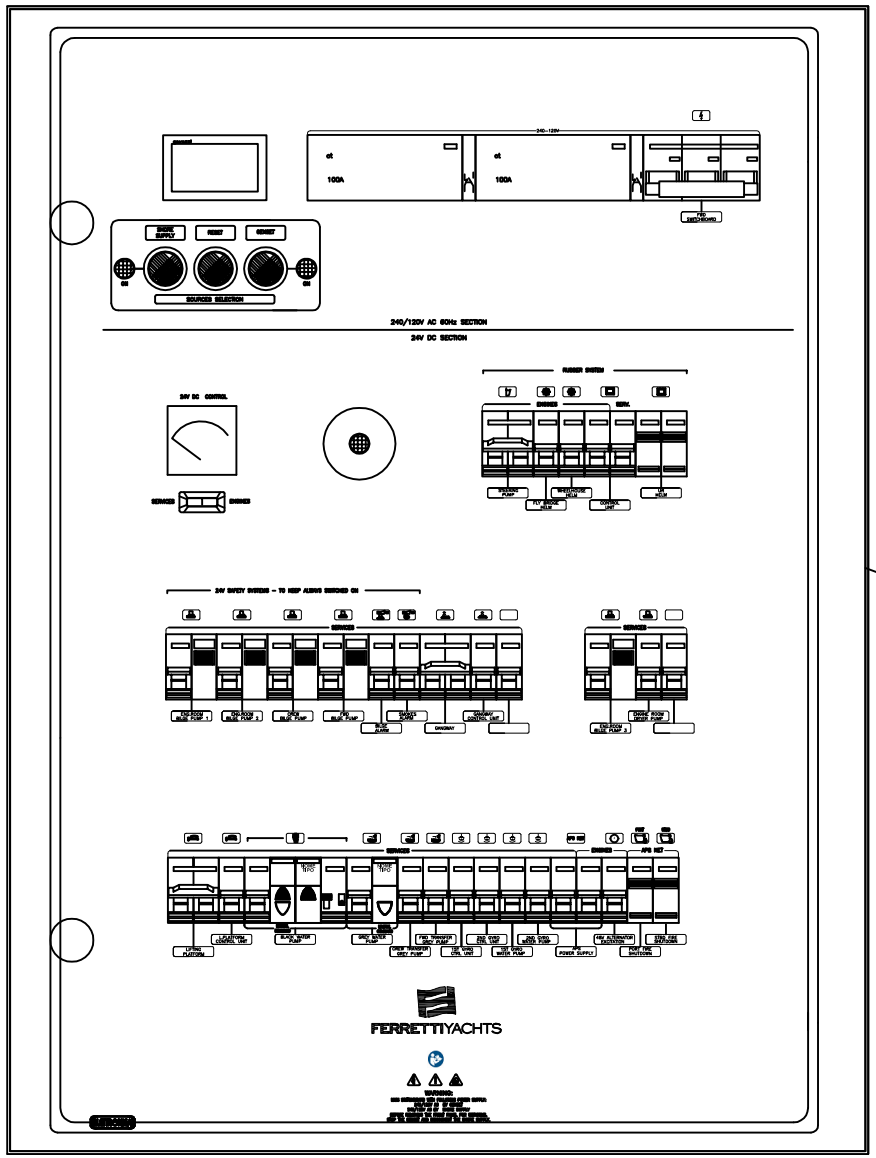

Ponte inferiore / 2nd Deck

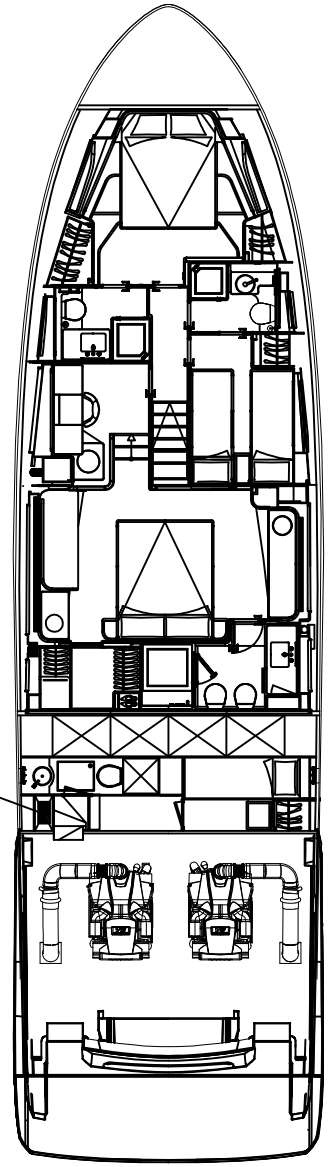

ELETTRONSEA	DATA	15/03/2024	FERRETTIYACHTS	F670MY PER MERCATO USA DISPOSIZIONE QUADRI ED UTENZE	File 02_MN_F670MY-62-USA
	DISEGN.	ES		Quadro elettrico zona equipaggio *Crew zone switchboard*	Commessa F670MY-62-USA
	VISTO				Foglio B3
	APPR.				Segue B4

Presa pozzetto 24V DC / 24V DC cockpit outlet

Opzionale/Optional

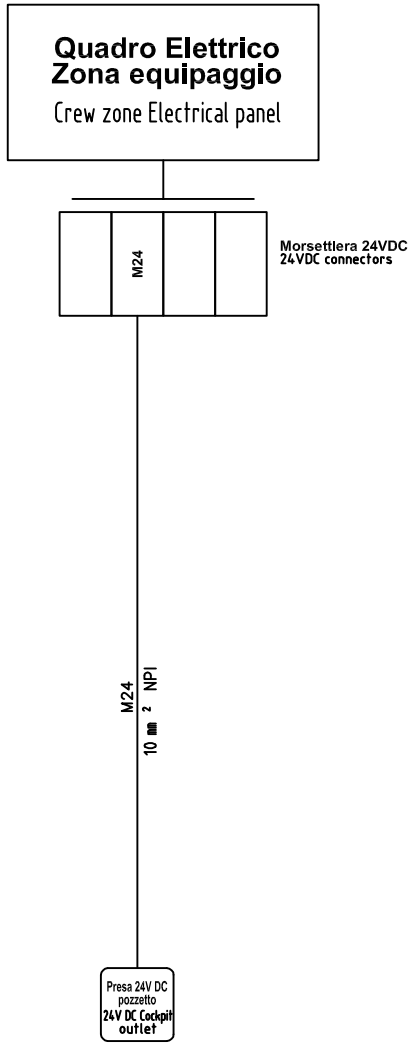

Ponte superiore / 1nd Deck

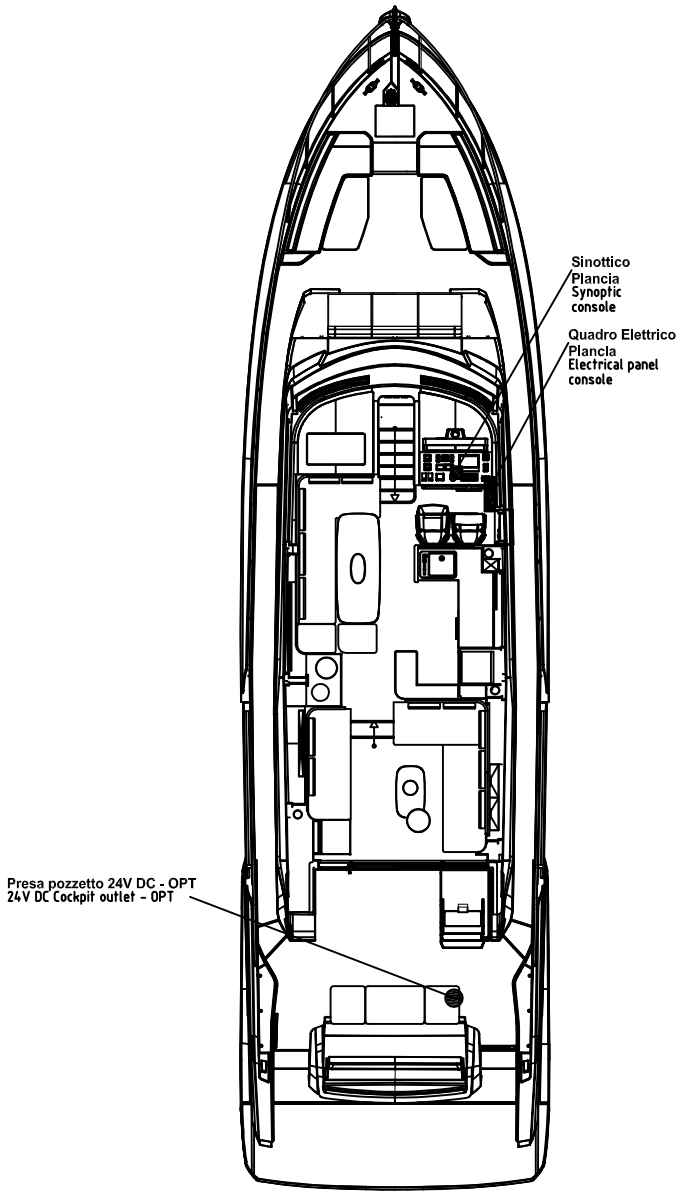

ELETTRONSEA	DATA	15/03/2024	FERRETTIYACHTS	F670MY PER MERCATO USA DISPOSIZIONE QUADRI ED UTENZE	File 02_MN_F670MY-62-USA
	DISEGN.	ES		Presa pozzetto 24V DC 24V DC Cockpit outlet	Commessa F670MY-62-USA
	VISTO				Foglio B4
	APPR.				Segue B5

Pompa sentina poppa motori (1) / AFT engines bilge pump (1)

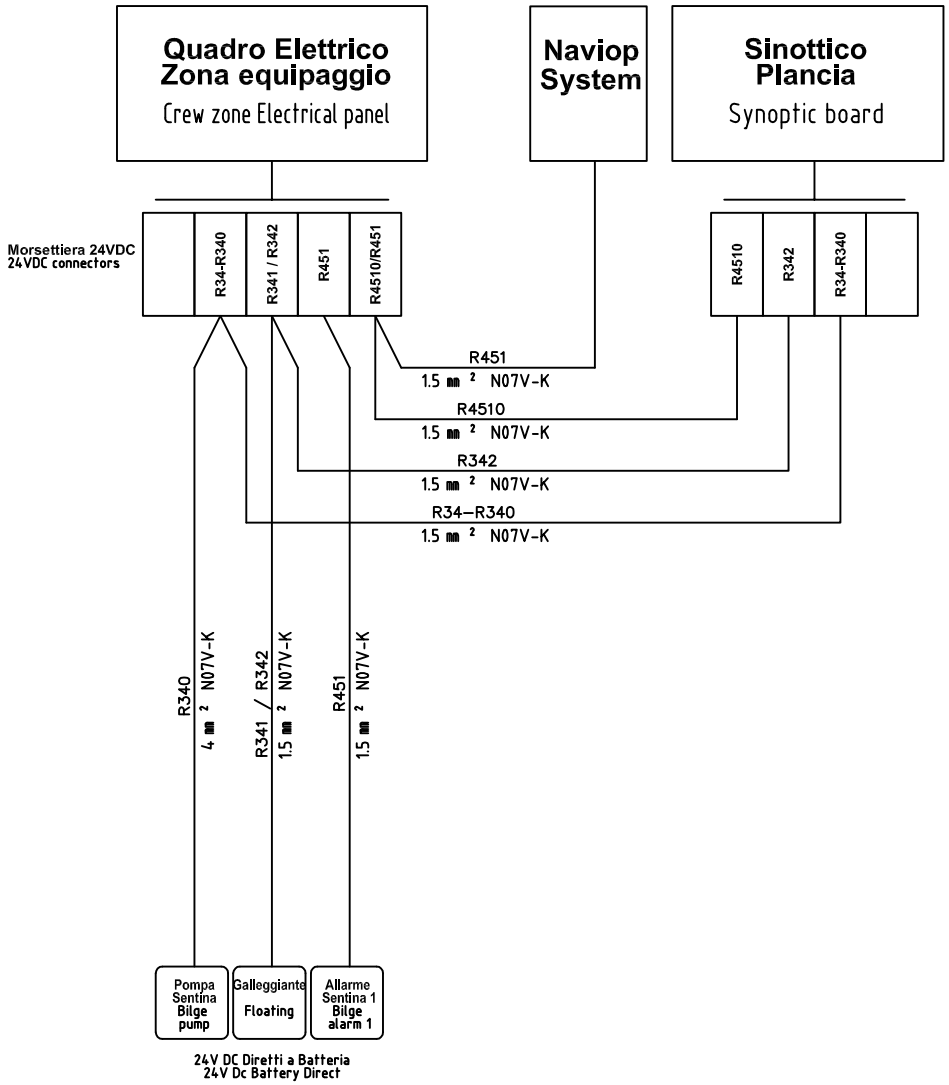

Ponte inferiore / 2nd Deck

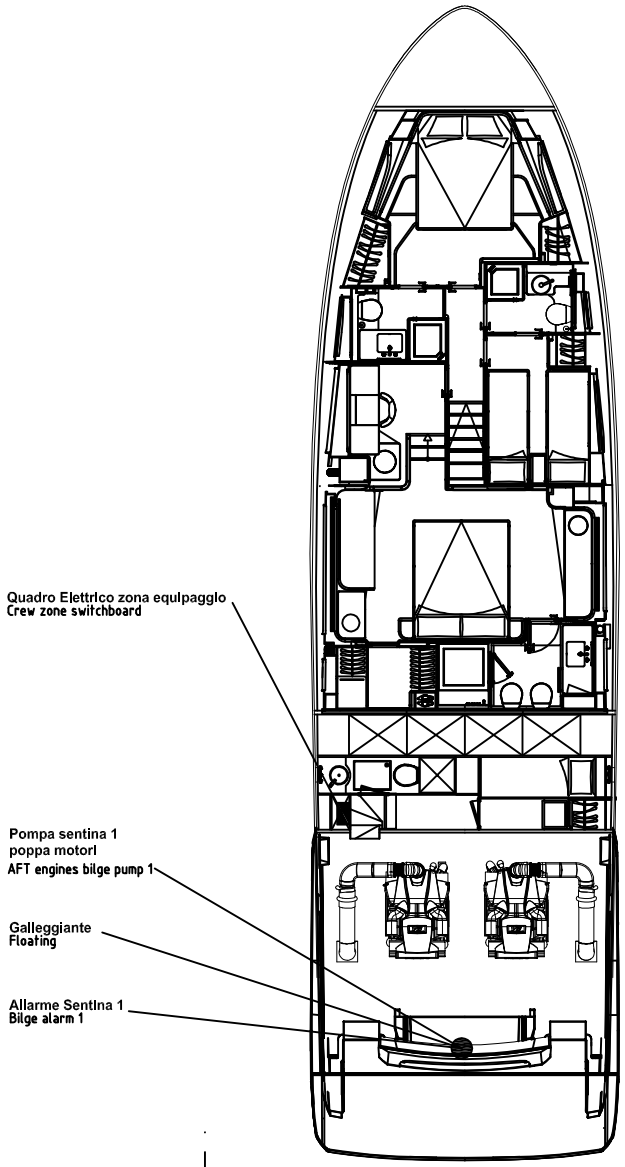

ELETTRONSEA	DATA	15/03/2024	FERRETTIYACHTS	F670MY PER MERCATO USA DISPOSIZIONE QUADRI ED UTENZE	File 02_MN_F670MY-62-USA
	DISEGN.	ES		Pompa sentina poppa motori (1) AFT engines bilge pump (1)	Commessa F670MY-62-USA
	VISTO				Foglio B5
	APPR.				Segue B6

Pompa sentina prua motori (2) / FWD engine bilge pump (2)

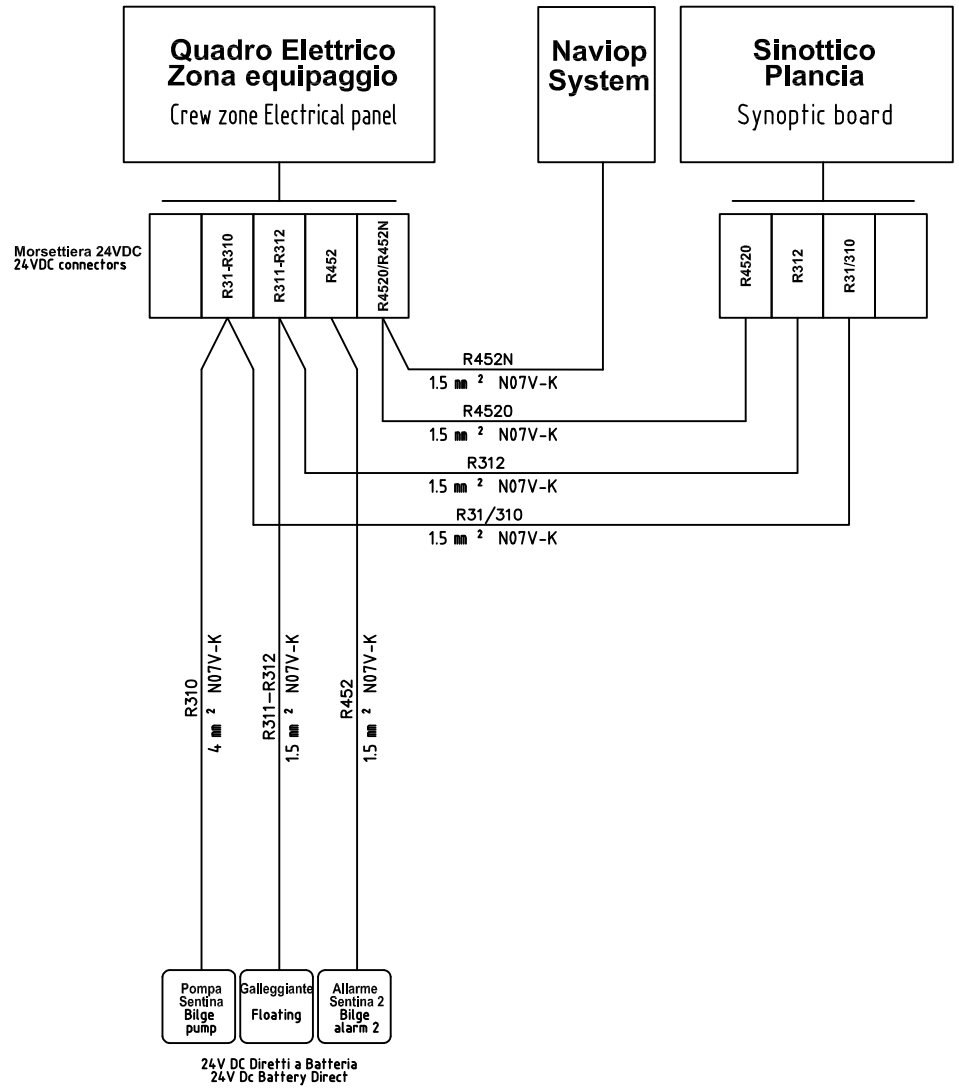

Ponte inferiore / 2nd Deck

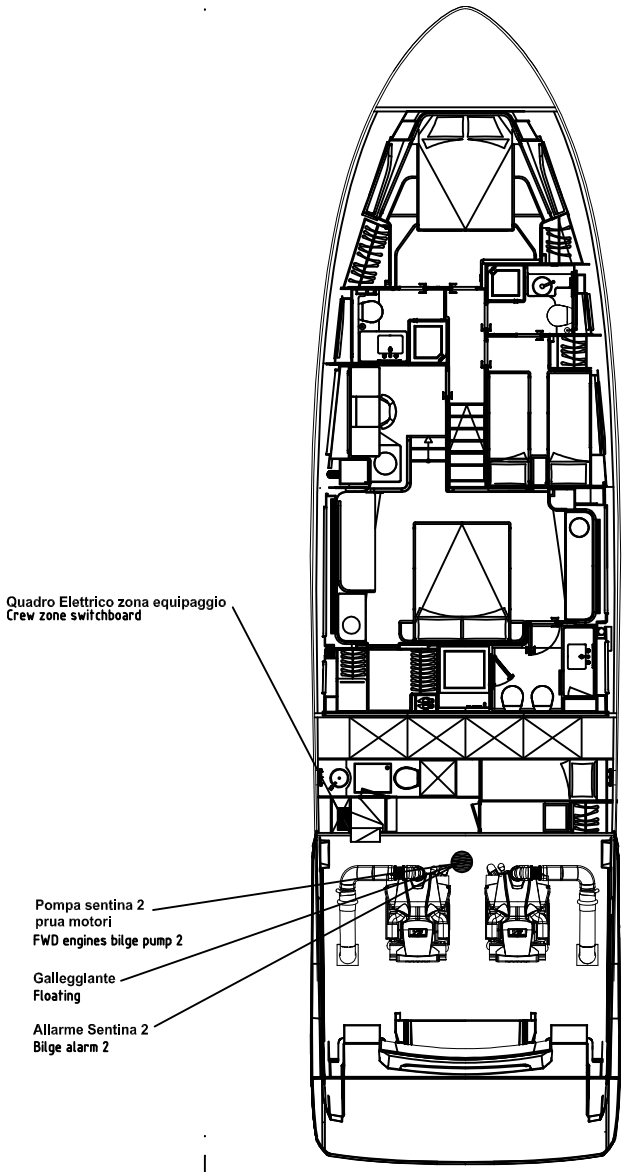

ELETTRONSEA	DATA	15/03/2024	FERRETTIYACHTS	F670MY PER MERCATO USA DISPOSIZIONE QUADRI ED UTENZE	File 02_MN_F670MY-62-USA
	DISEGN.	ES		Pompa sentina prua motori (2) FWD engine bilge pump (2)	Commessa F670MY-62-USA
	VISTO				Foglio B6
	APPR.				Segue B7

Pompa sentina equipaggio / Crew bilge pump

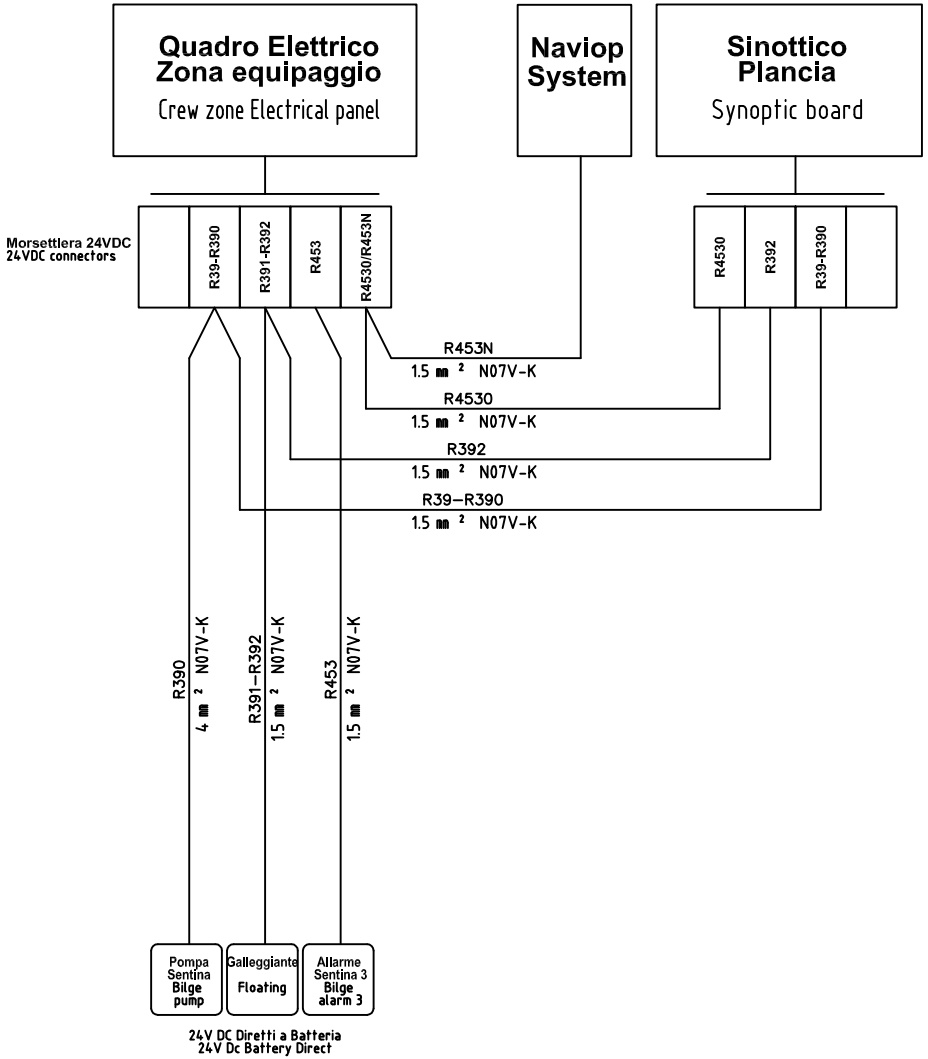

Ponte inferiore / 2nd Deck

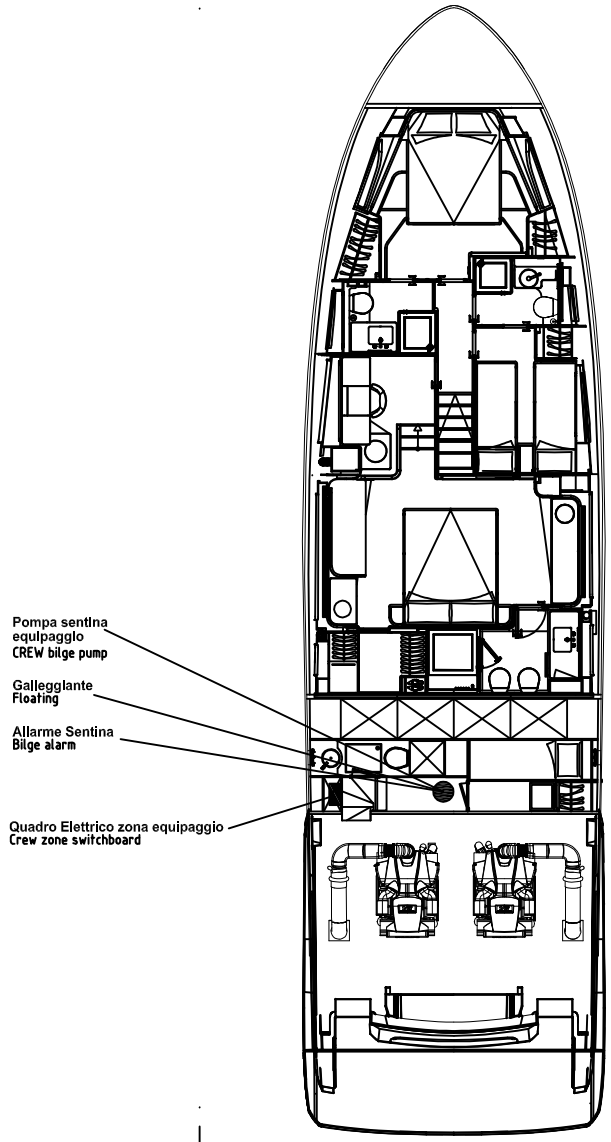

ELETTRONSEA	DATA	15/03/2024	FERRETTIYACHTS	F670MY PER MERCATO USA DISPOSIZIONE QUADRI ED UTENZE	File 02_MN_F670MY-62-USA
	DISEGN.	ES		Pompa sentina equipaggio *Crew bilge pump*	Commessa F670MY-62-USA
	VISTO				Foglio B7
	APPR.				Segue B8

Pompa sentina prua / FWD bilge pump

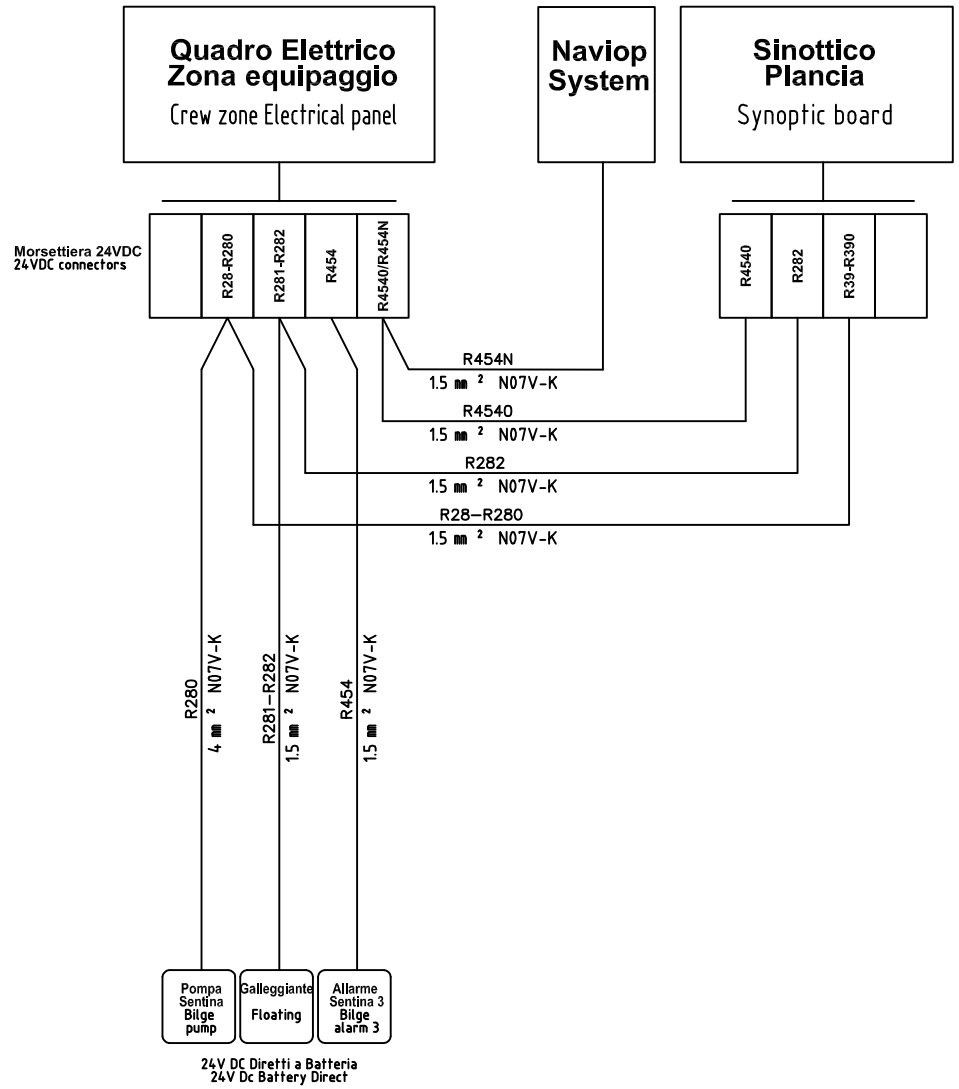

Ponte inferiore / 2nd Deck

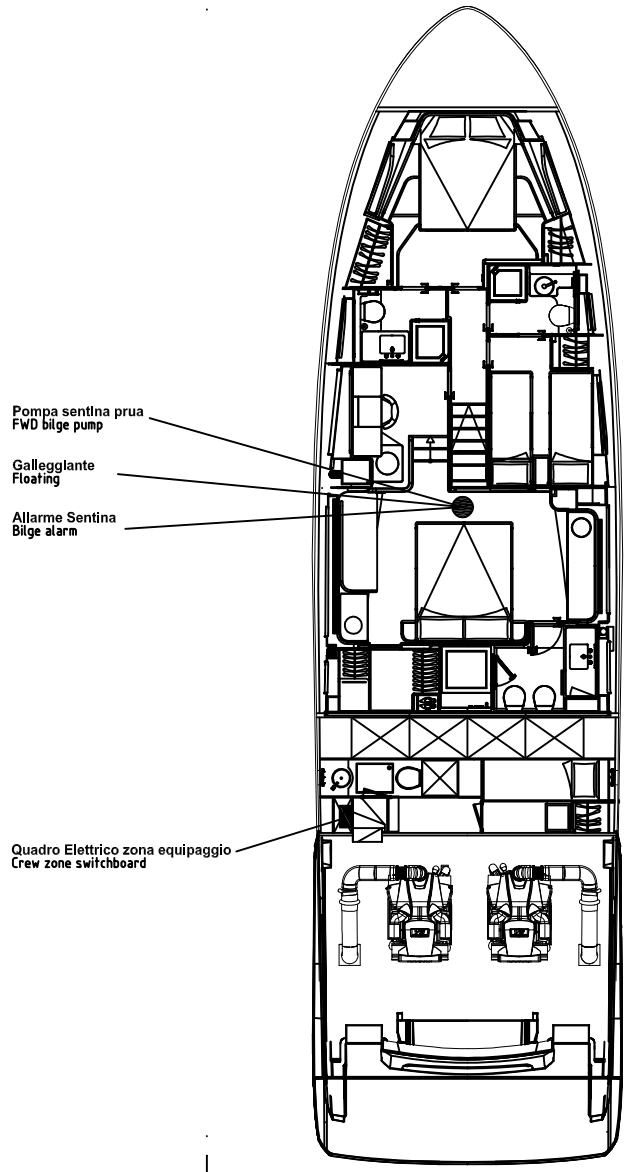

ELETTRONSEA	DATA	15/03/2024	FERRETTIYACHTS	F670MY PER MERCATO USA DISPOSIZIONE QUADRI ED UTENZE	File 02_MN_F670MY-62-USA
	DISEGN.	ES		Pompa sentina prua FWD bilge pump	Commessa F670MY-62-USA
	VISTO				Foglio B8
	APPR.				Segue B9

Pompa sentina prua motori (3) / FWD engine bilge pump (3)

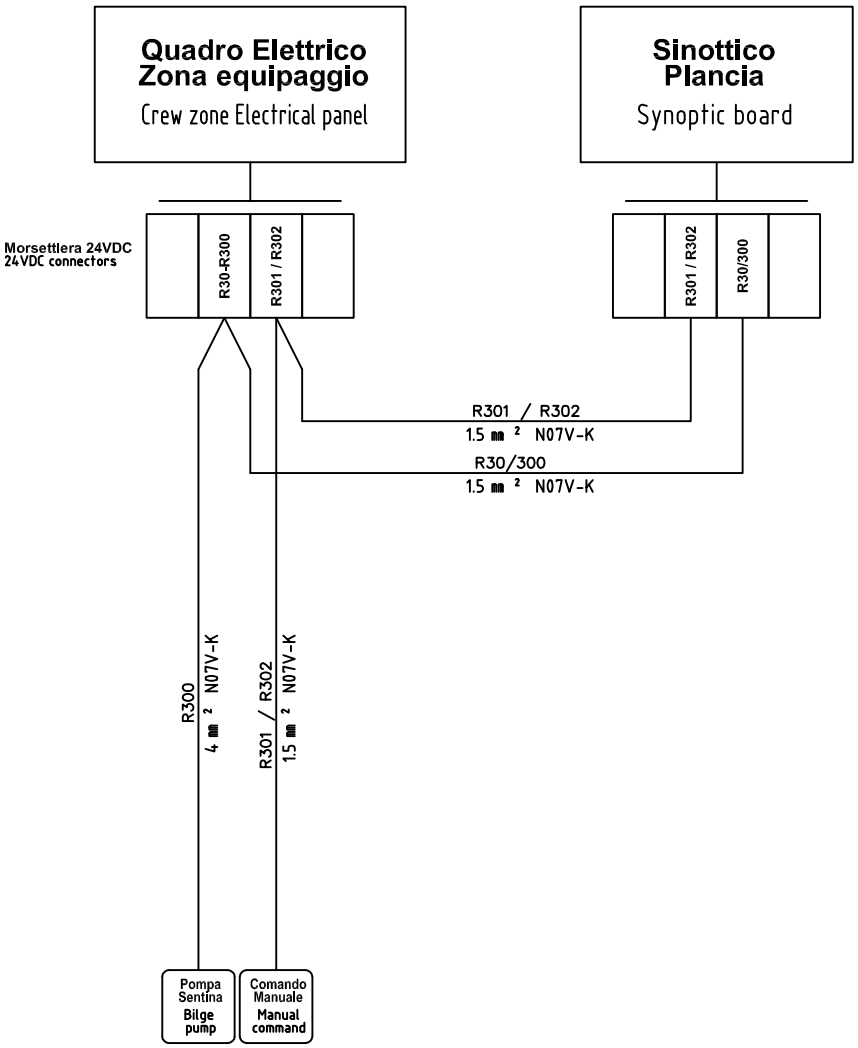

Ponte inferiore / 2nd Deck

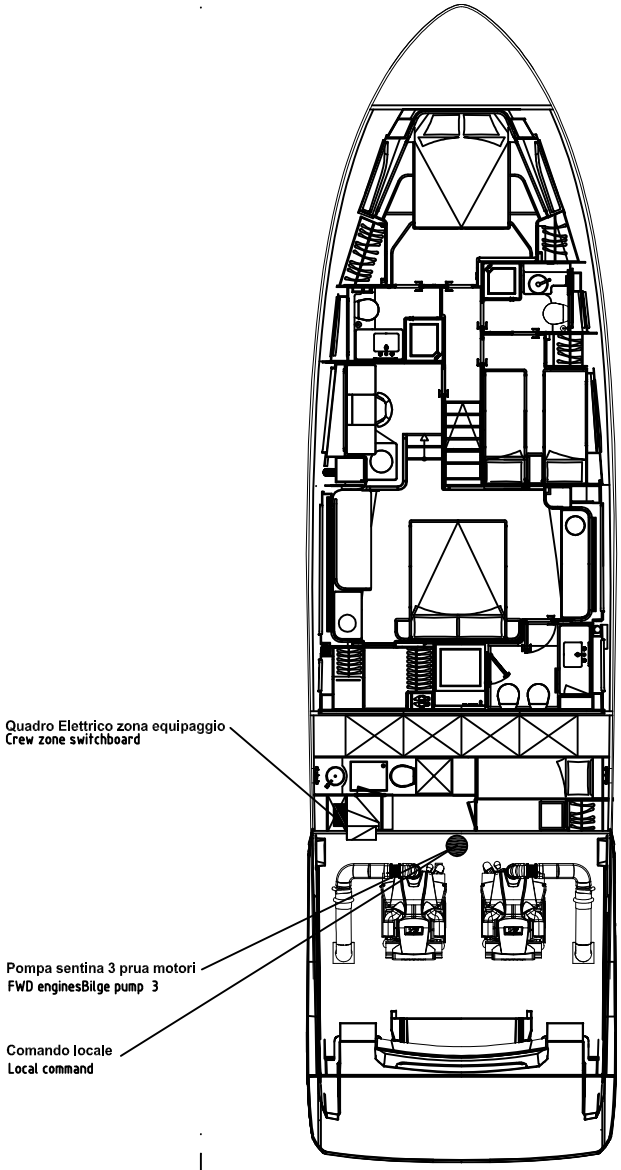

ELETTRONSEA	DATA	15/03/2024	FERRETTIYACHTS	F670MY PER MERCATO USA DISPOSIZIONE QUADRI ED UTENZE	File 02_MN_F670MY-62-USA
	DISEGN.	ES		Pompa sentina prua motori (3) FWD engine bilge pump (3)	Commessa F670MY-62-USA
	VISTO				Foglio B9
	APPR.				Segue B10

Pompa prosciugamento sala macchine / Engine room dryer pump

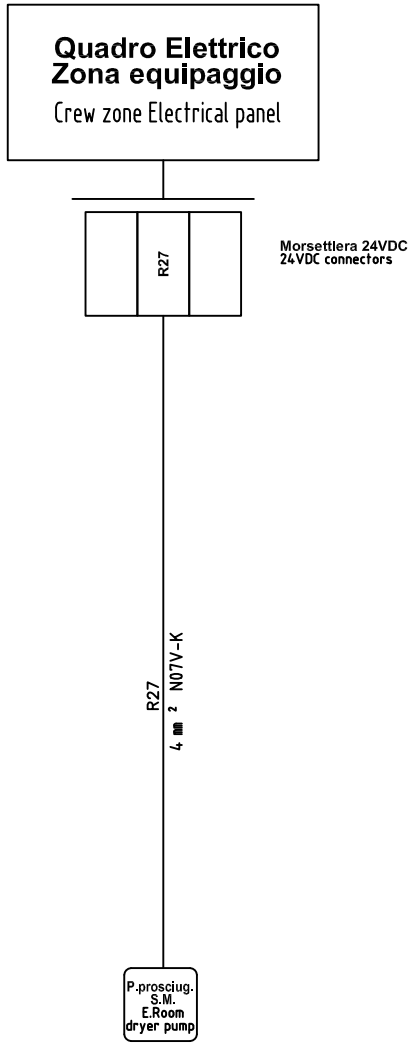

Ponte inferiore / 2nd Deck

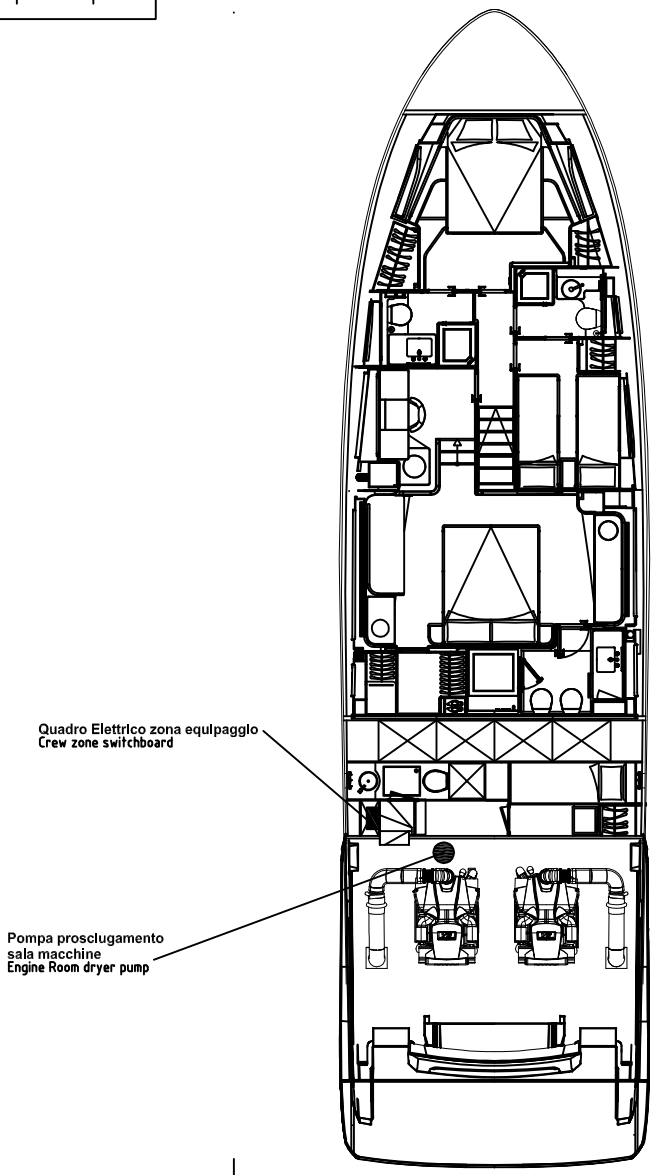

ELETTRONSEA	DATA	15/03/2024	FERRETTIYACHTS	F670MY PER MERCATO USA DISPOSIZIONE QUADRI ED UTENZE	File 02_MN_F670MY-62-USA	=
	DISEGN.	ES				+
	VISTO			Pompa sala macchine Engines room bilge pump	Commessa F670MY-62-USA	Foglio B10
	APPR.					Segue B11

Passerella idraulica (OPT) / Hydraulic gangway (OPT)

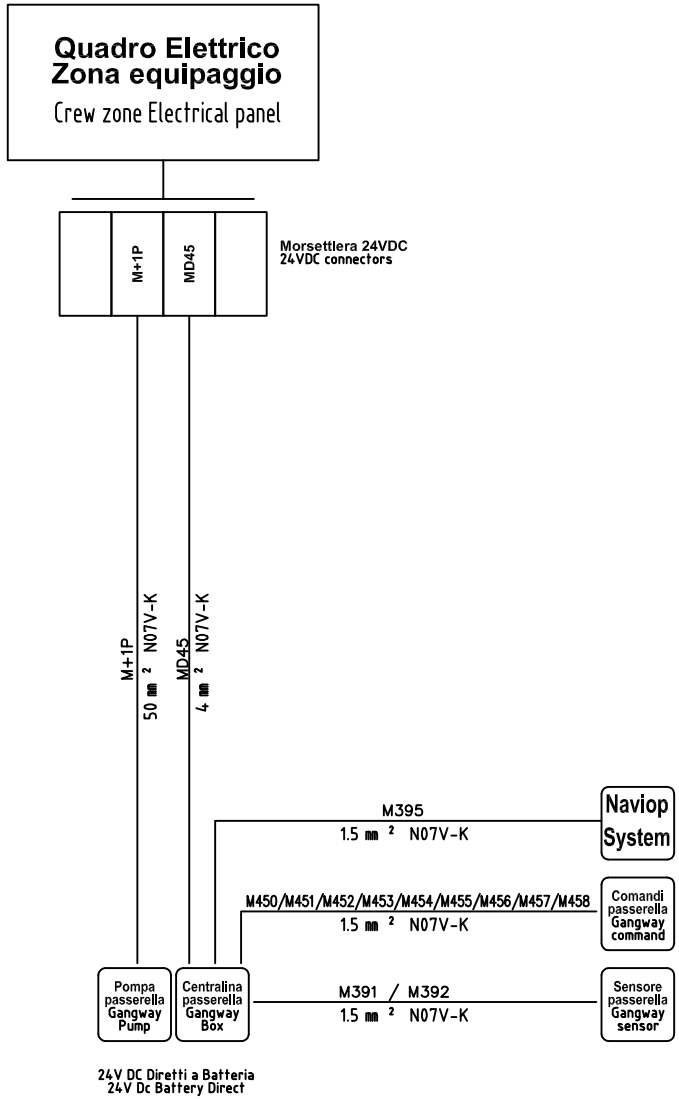

Ponte inferiore / 2nd Deck

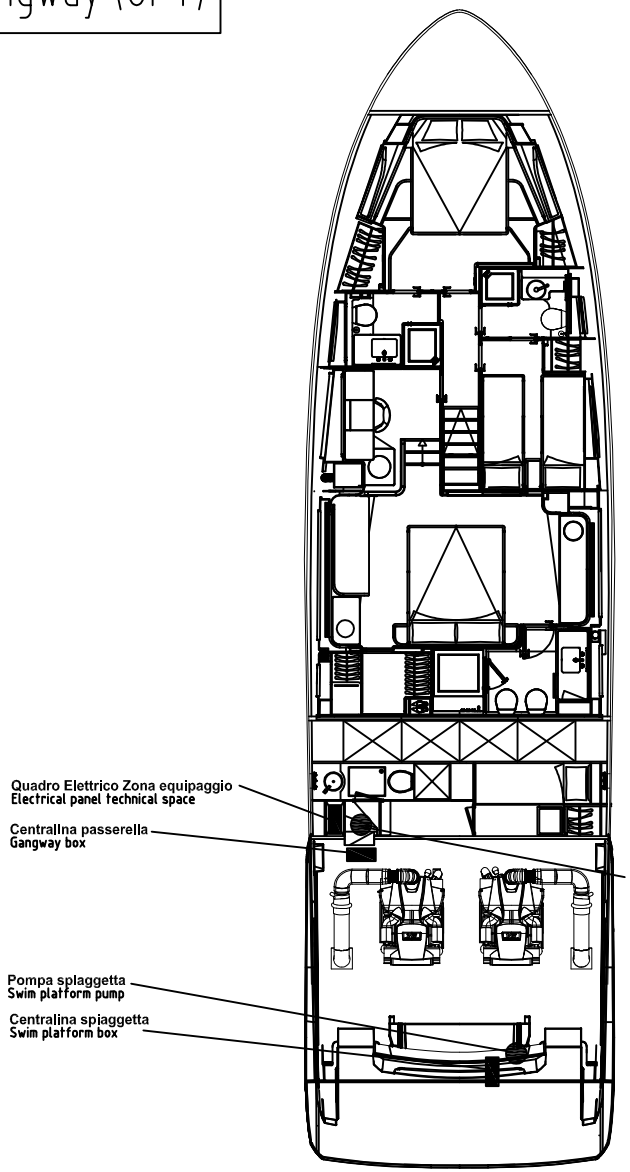

Ponte superiore / 1nd Deck

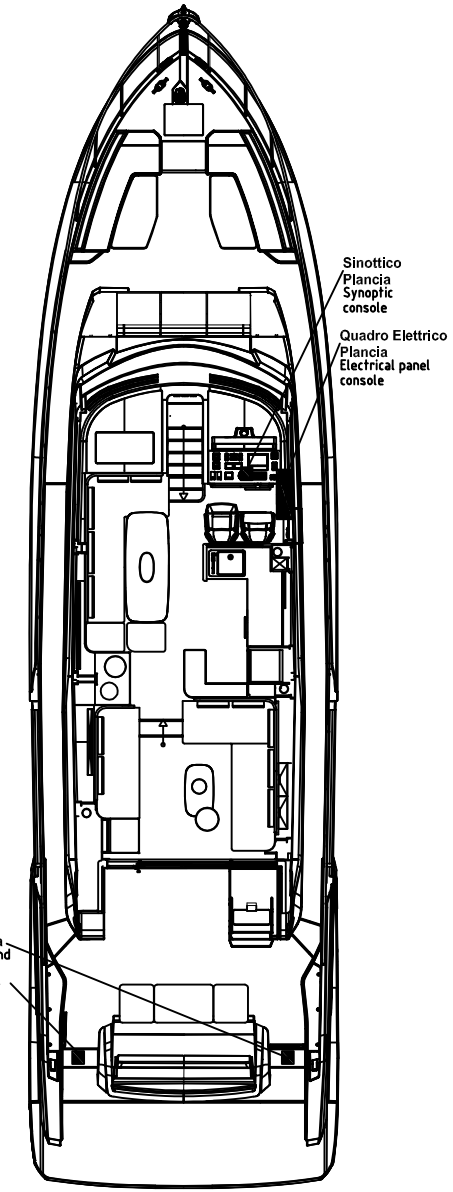

ELETTRONSEA	DATA	15/03/2024	
	DISEGN.	ES	
	VISTO		
	APPR.		

FERRETTIYACHTS

F670MY PER MERCATO USA
DISPOSIZIONE QUADRI ED UTENZE

Passerella idraulica (OPT)
Hydraulic gangway (OPT)

File: 02_MN_F670MY-62-USA

Commessa: F670MY-62-USA

Foglio: B11
Segue: B12

Pompa acque grigie / Grey water pump

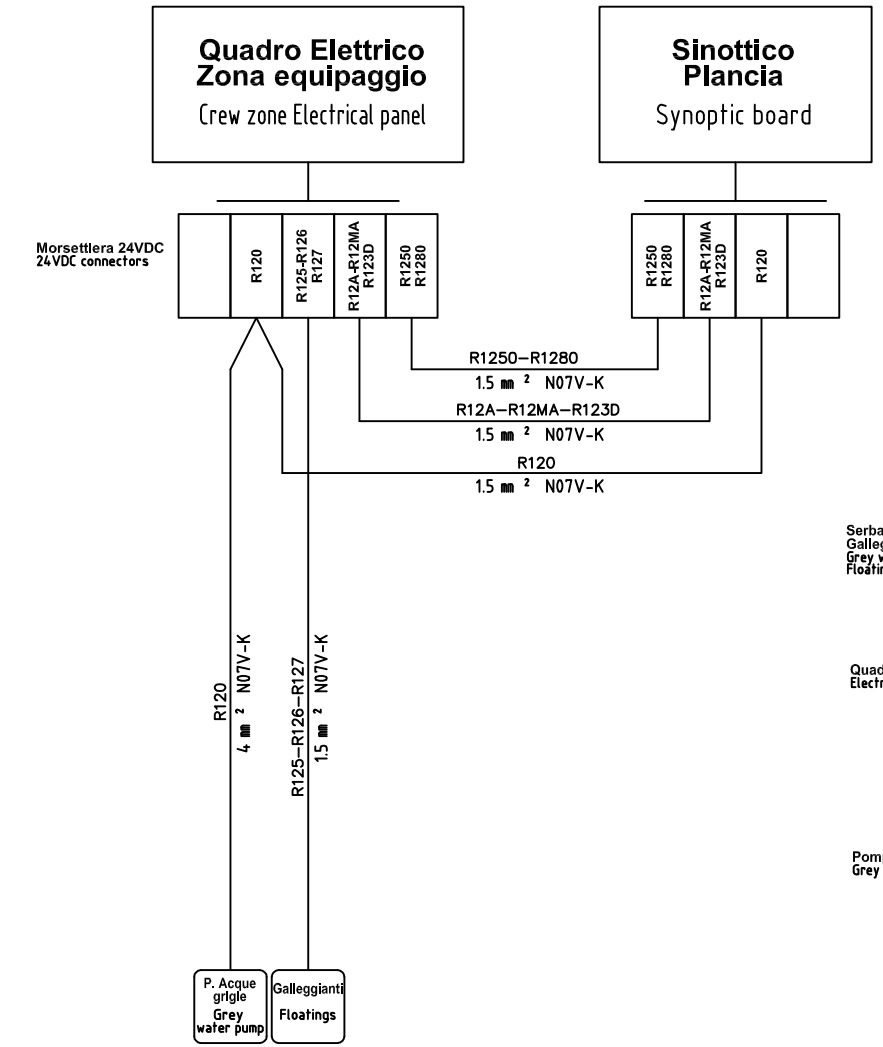

Ponte inferiore / 2nd Deck

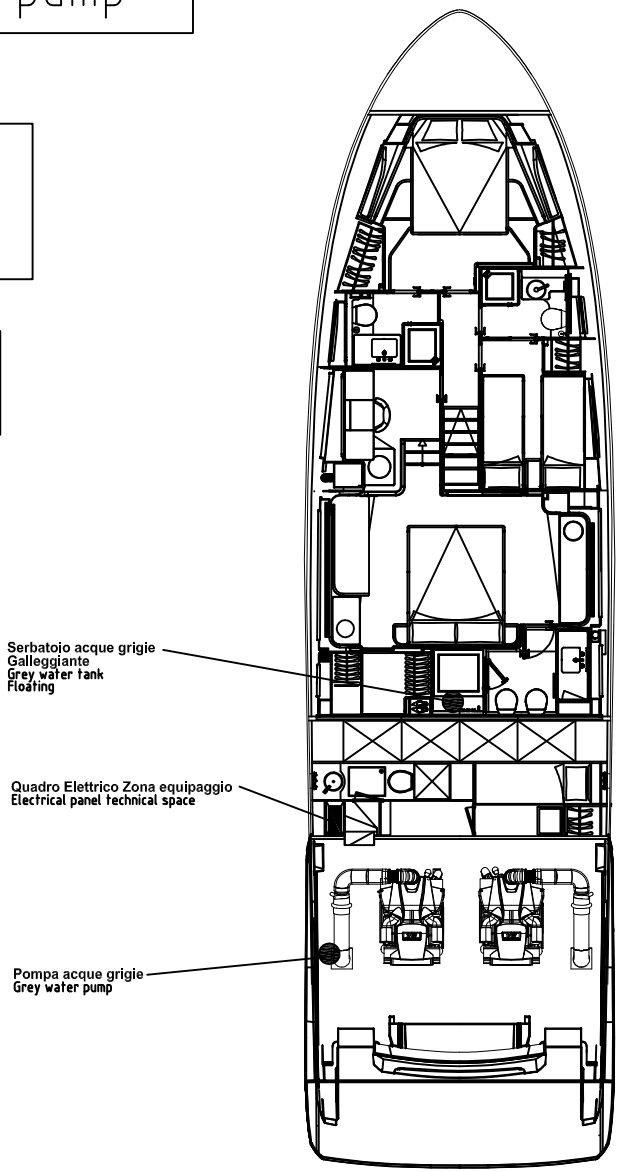

Ponte superiore / 1nd Deck

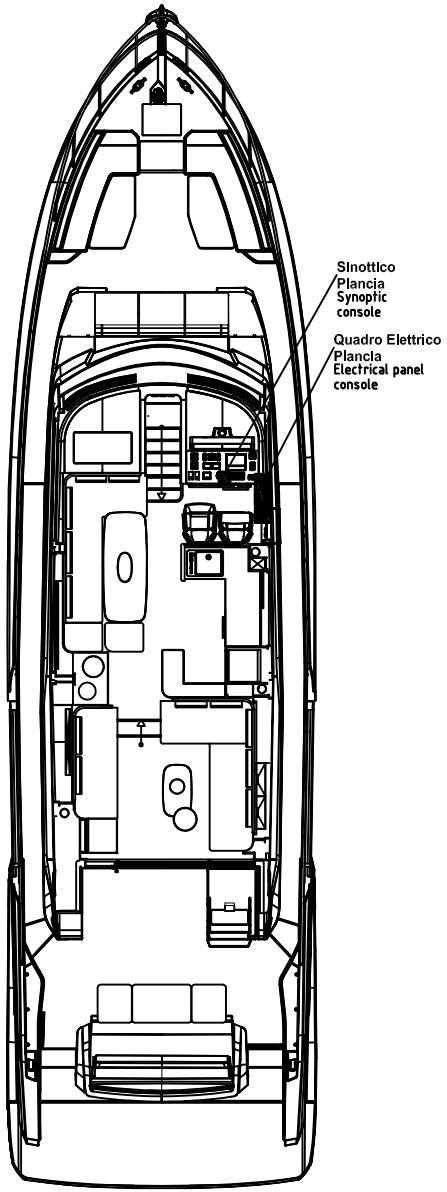

ELETTRONSEA	DATA	15/03/2024	FERRETTIYACHTS	F670MY PER MERCATO USA DISPOSIZIONE QUADRI ED UTENZE	File 02_MN_F670MY-62-USA
	DISEGN.	ES		Pompa acque grigie *Shower pump*	Commessa F670MY-62-USA
	VISTO				Foglio B12
	APPR.				Segue B13

Pompa acque grigie prua - marinaio / FWD - sailor shower pump



Ponte inferiore / 2nd Deck

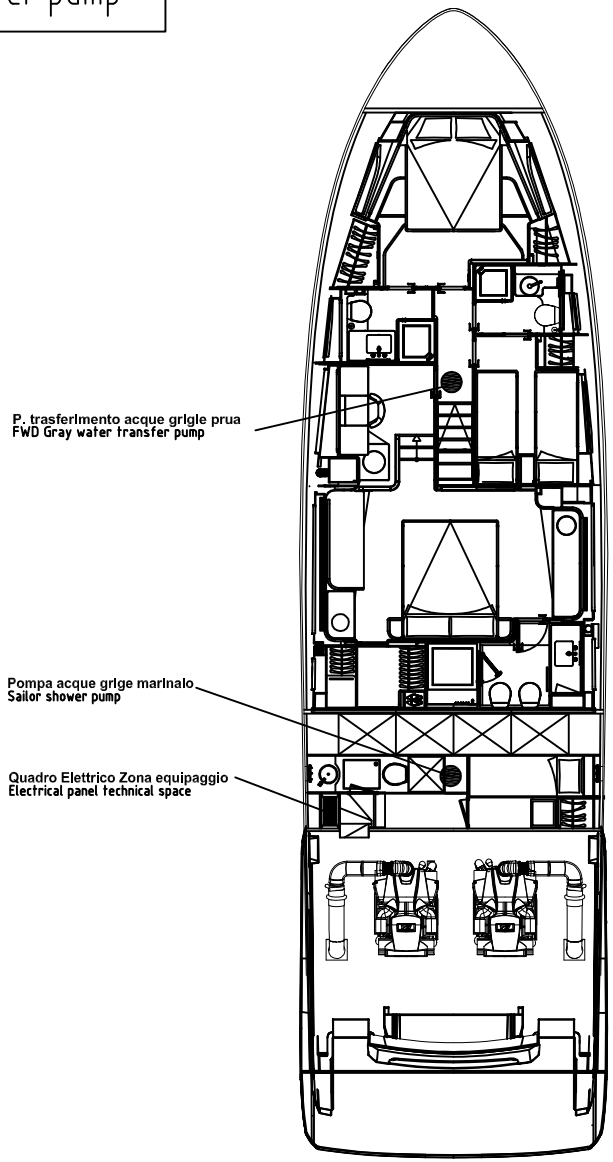

Ponte superiore / 1nd Deck

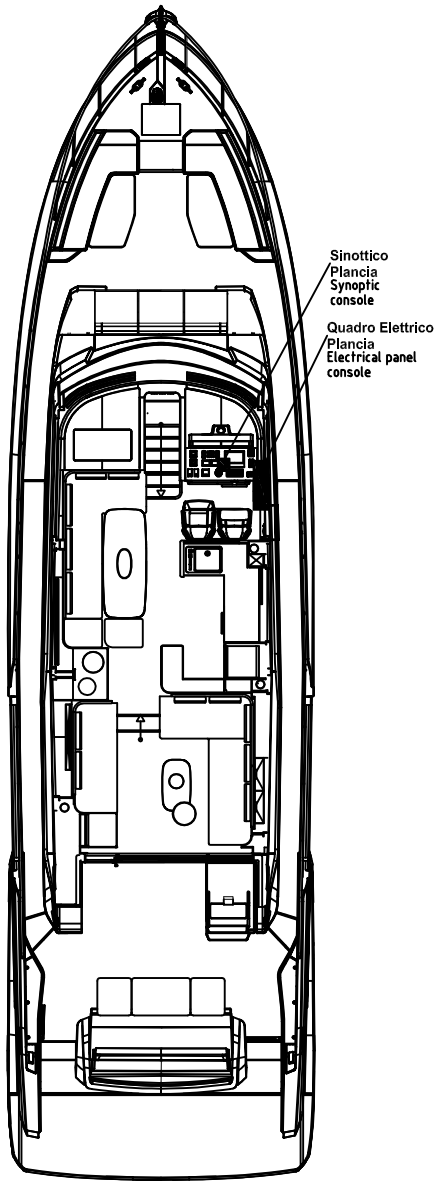

ELETTRONSEA	DATA	15/03/2024	FERRETTIYACHTS	F670MY PER MERCATO USA DISPOSIZIONE QUADRI ED UTENZE	File 02_MN_F670MY-62-USA
	DISEGN.	ES		Pompa acque grige prua – marinaio FWD – sailor shower pump	Commessa F670MY-62-USA
	VISTO				Foglio B13
	APPR.				Segue B14

Acque nere / Black water

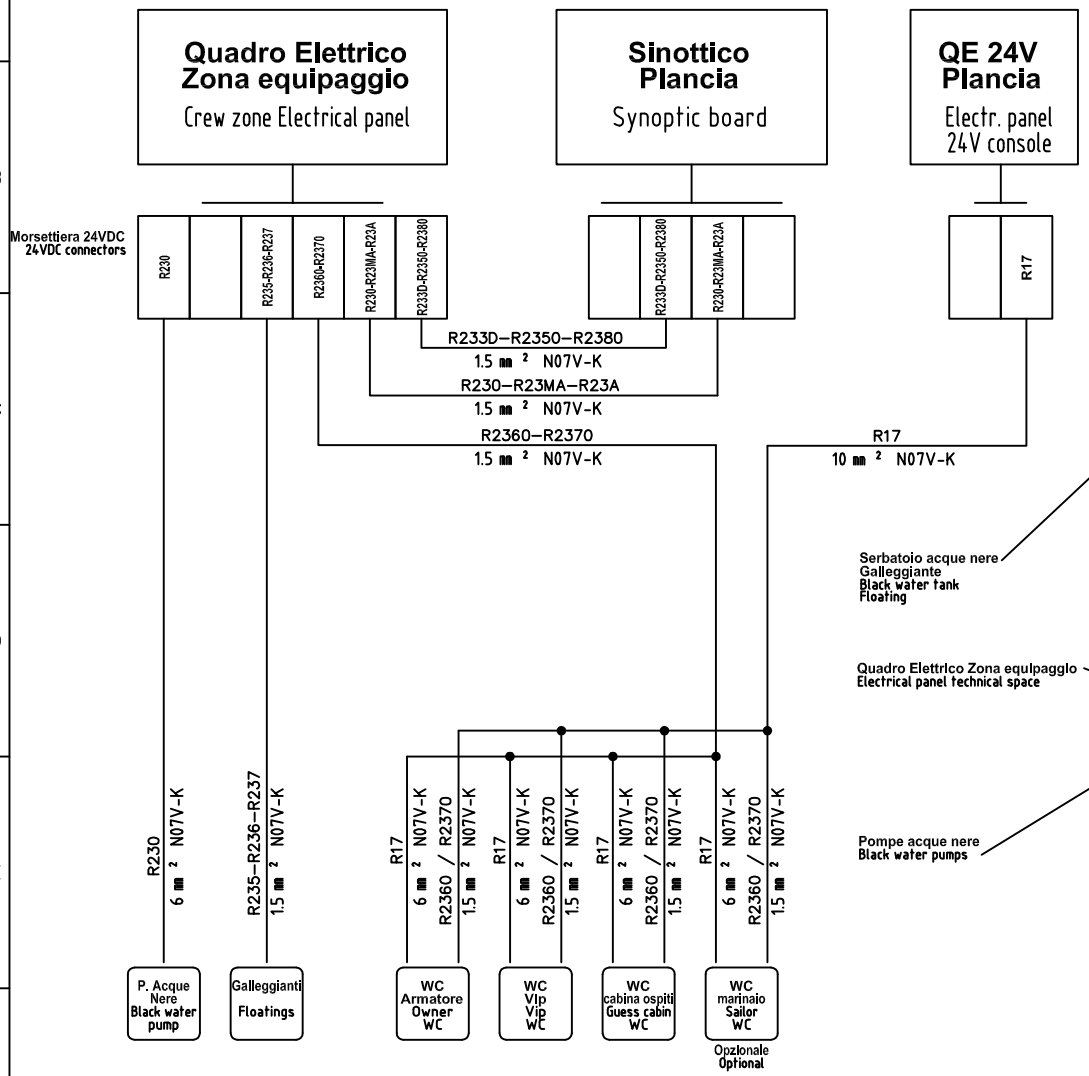

Ponte inferiore / 2nd Deck

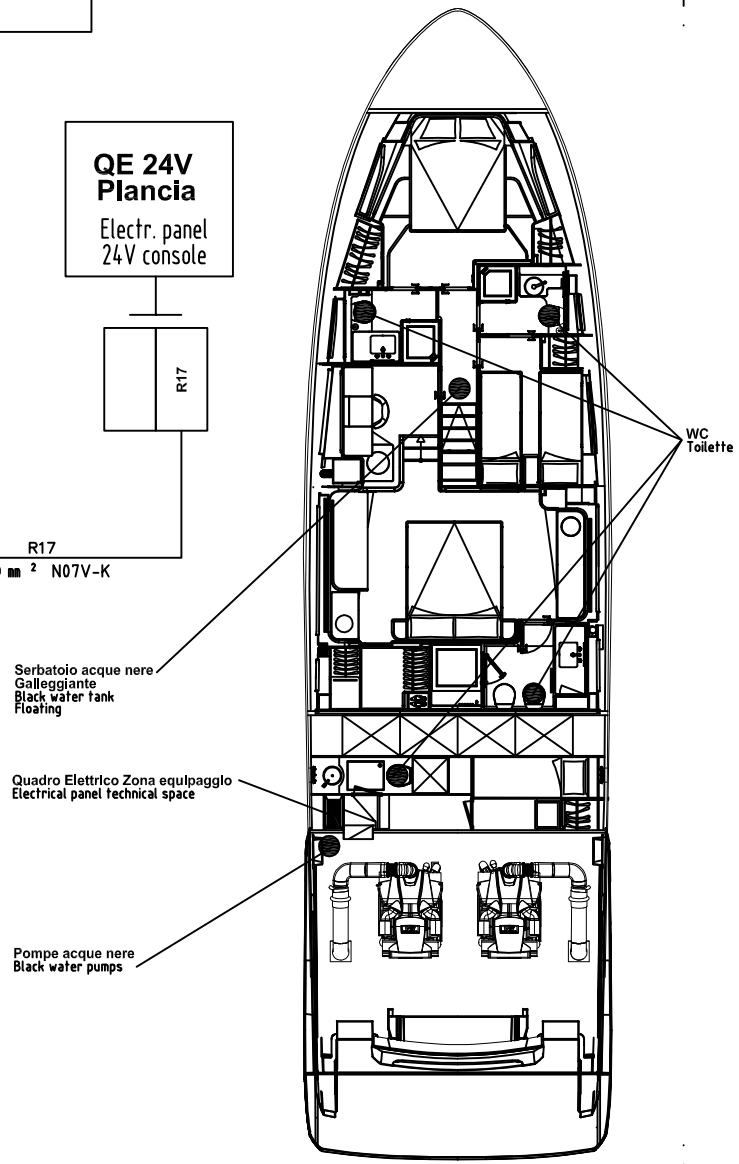

Ponte superiore / 1nd Deck

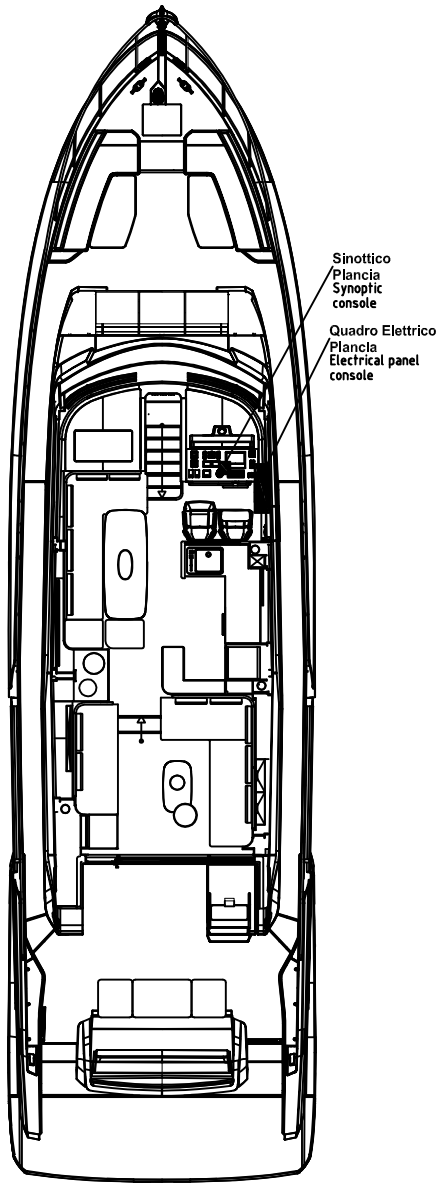

ELETTRONSEA	DATA	15/03/2024	FERRETTIYACHTS	F670MY PER MERCATO USA DISPOSIZIONE QUADRI ED UTENZE
	DISEGN.	ES		Acque nere *Black water*
	VISTO			
	APPR.			

File: 02_MN_F670MY-62-USA

Commessa: F670MY-62-USA

Foglio B14

Segue B15

Allarmi di sentina-fumi / Bilge alarms-smoke

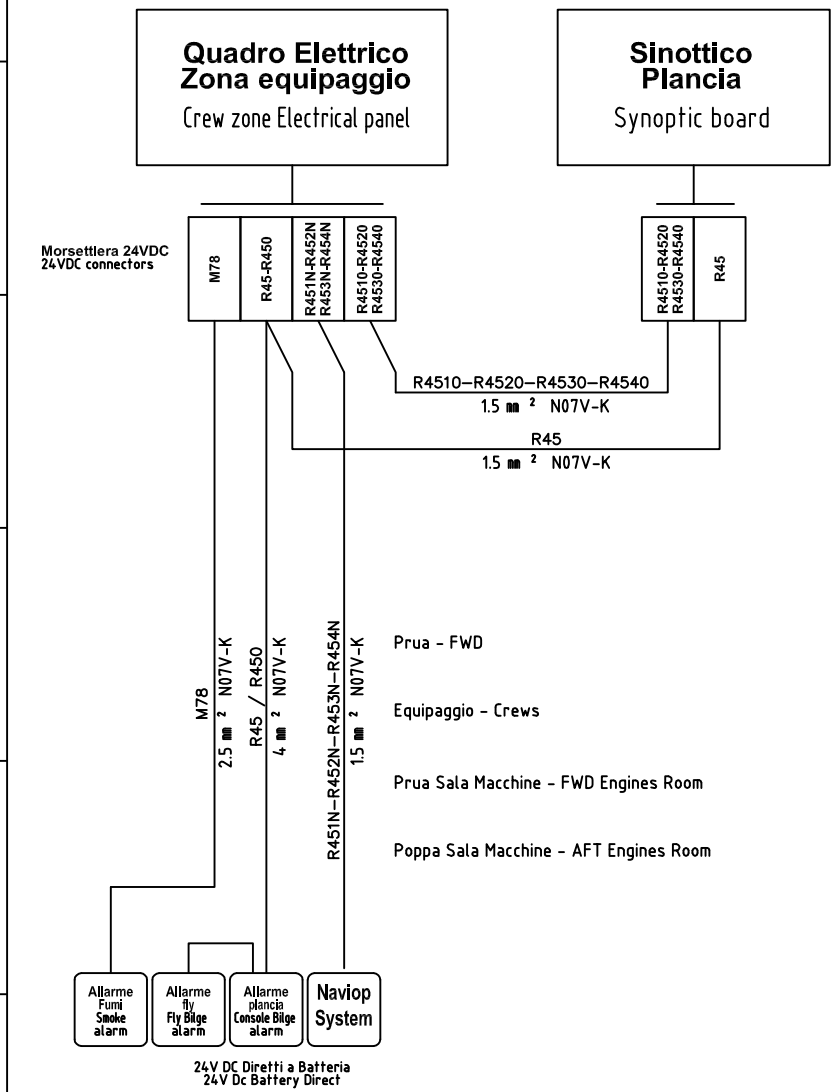

Ponte inferiore / 2nd Deck

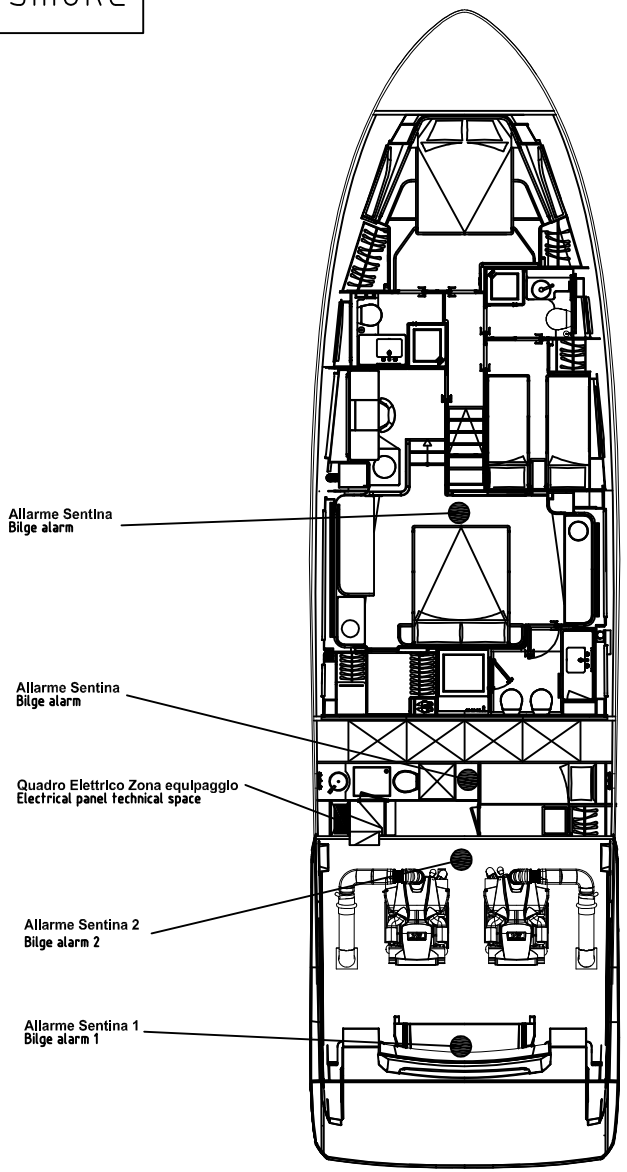

Ponte superiore / 1nd Deck

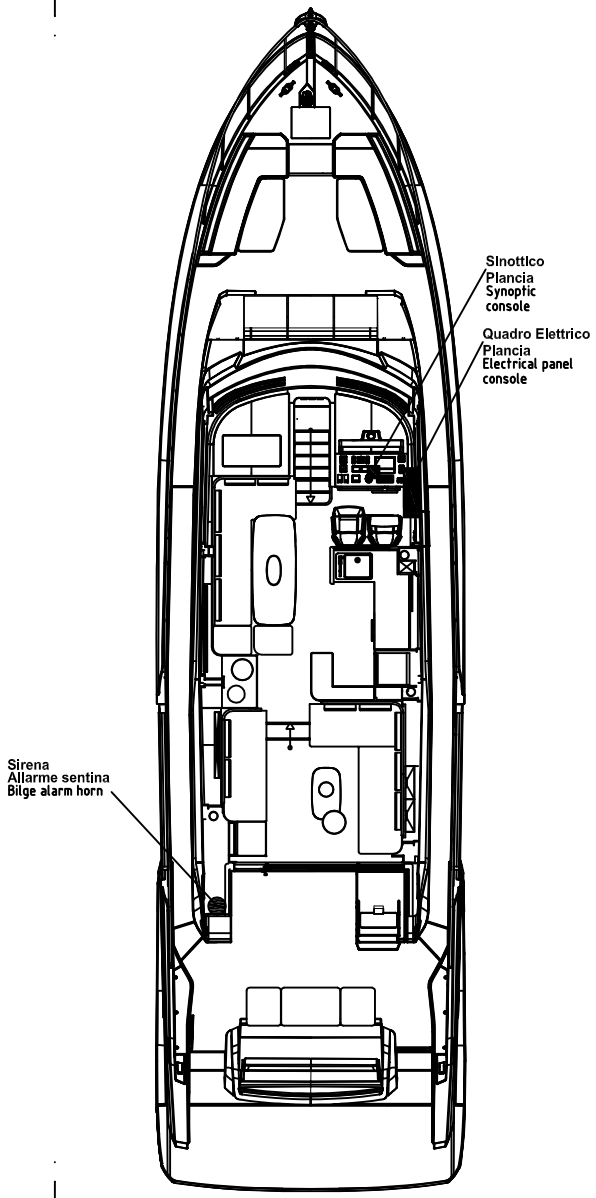

ELETTRONSEA	DATA	15/03/2024	FERRETTIYACHTS	F670MY PER MERCATO USA DISPOSIZIONE QUADRI ED UTENZE	File 02_MN_F670MY-62-USA
	DISEGN.	ES		Allarmi di sentina *Bilge alarms*	Commessa F670MY-62-USA
	VISTO				Foglio B15
	APPR.				Segue B16

Timoneria elettrica / Electrical Steering

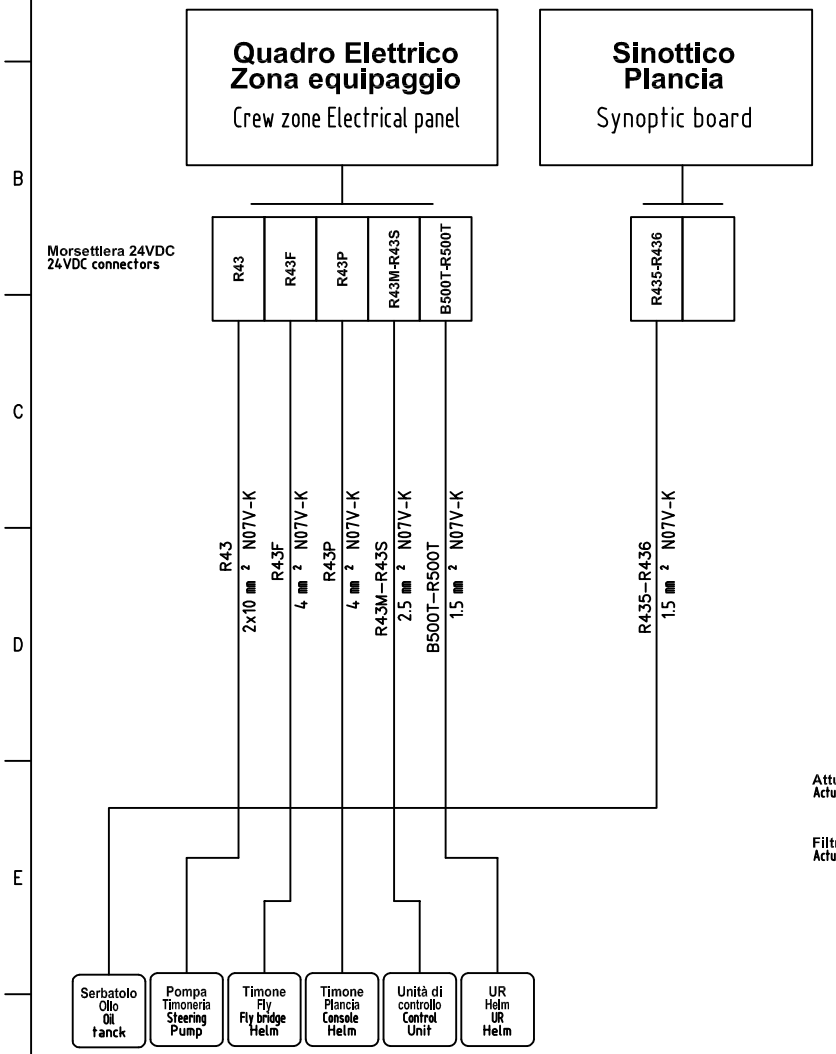

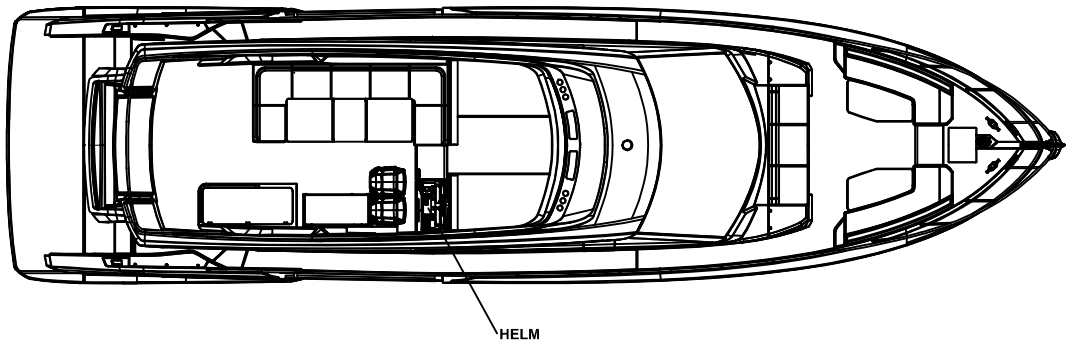

Fly / Flybridge

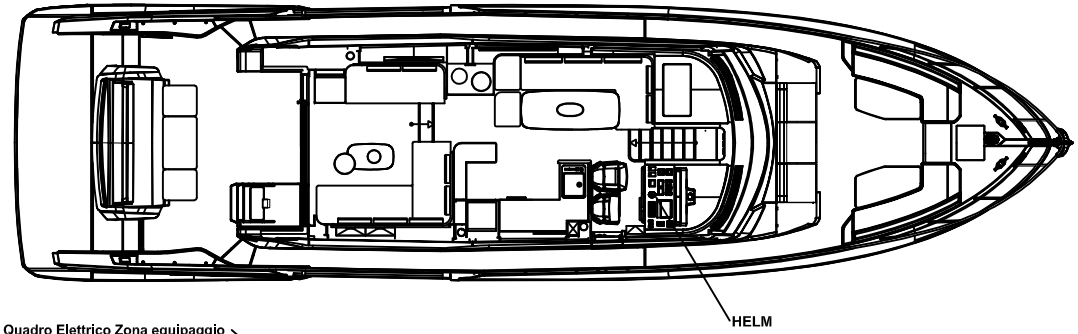

Ponte superiore / 1nd Deck

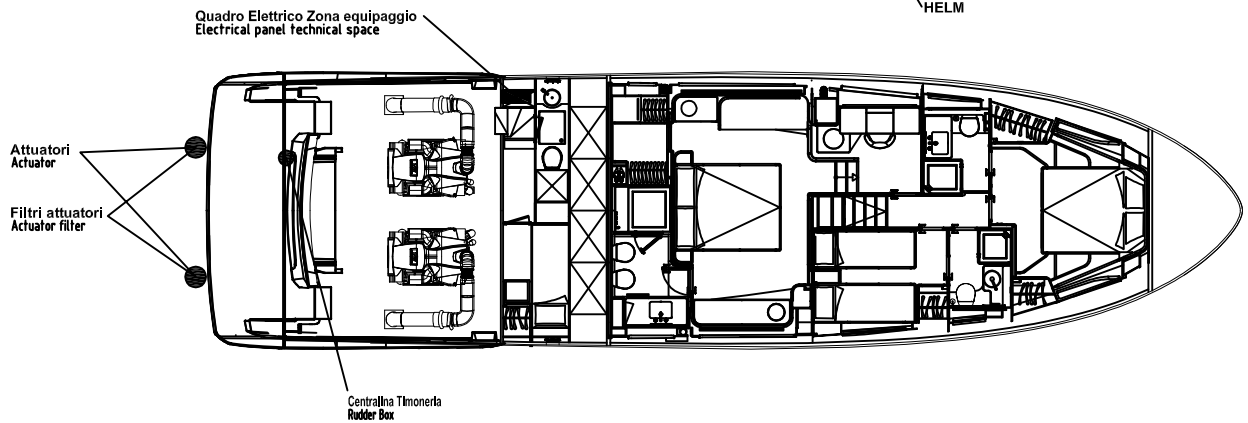

Ponte inferiore / 2nd Deck

ELETTRONSEA	DATA	15/03/2024	FERRETTIYACHTS	F670MY PER MERCATO USA DISPOSIZIONE QUADRI ED UTENZE	File 02_MN_F670MY-62-USA
	DISEGN.	ES		Timoneria elettrica *Rudder System*	Commessa F670MY-62-USA
	VISTO				Foglio B16
	APPR.				Segue B17

Plancetta Poppa / Swim Platform

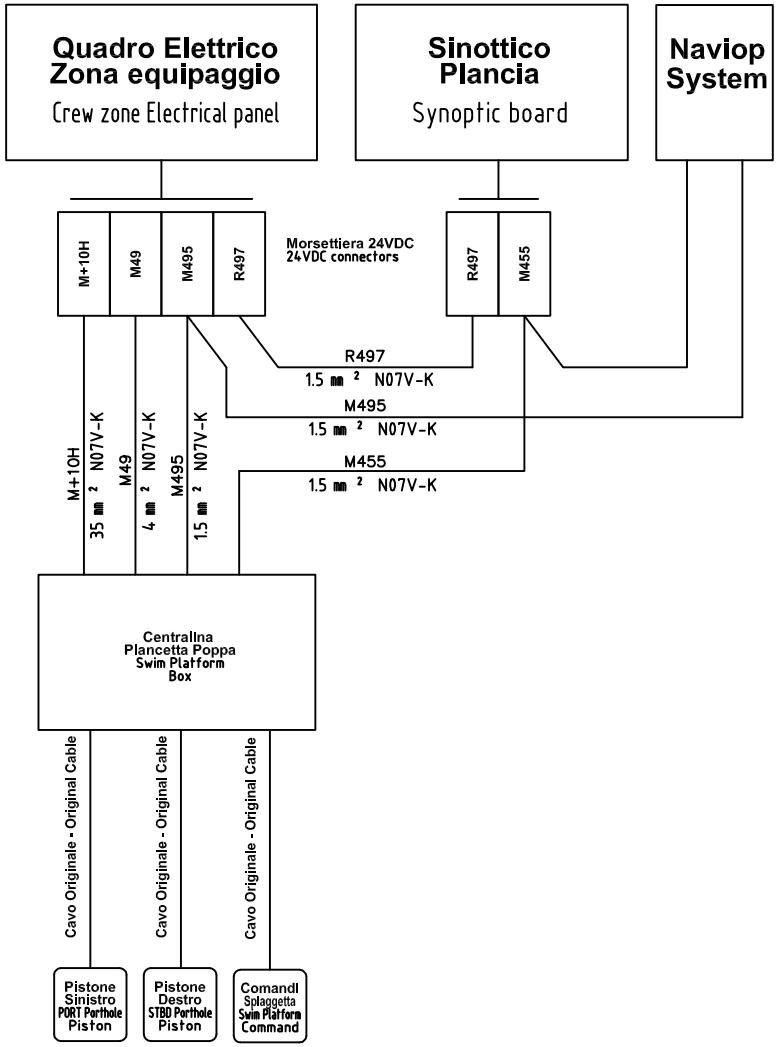

Ponte inferiore / 2nd Deck

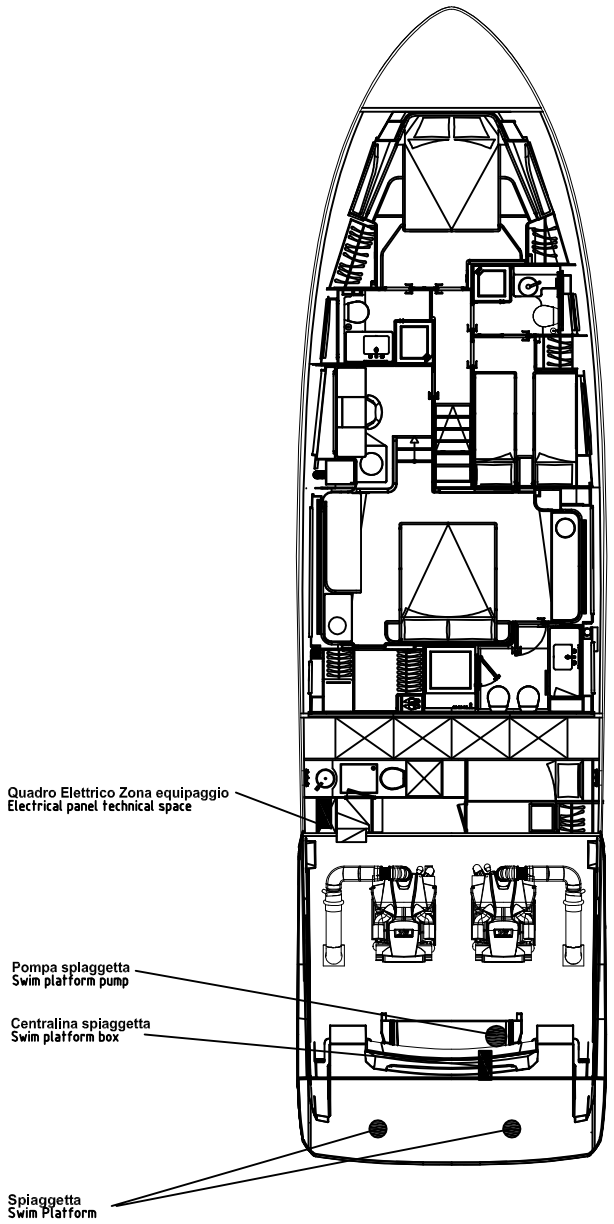

Ponte superiore / 1nd Deck

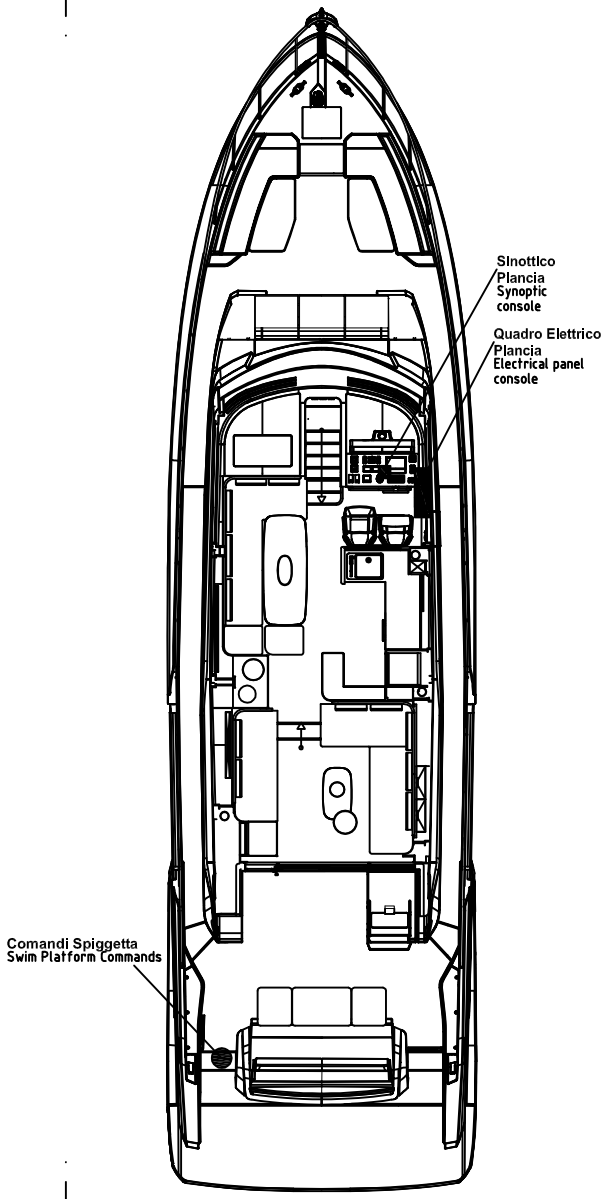

ELETTRONSEA	DATA	15/03/2024	FERRETTIYACHTS	F670MY PER MERCATO USA DISPOSIZIONE QUADRI ED UTENZE	File 02_MN_F670MY-62-USA
	DISEGN.	ES		Plancetta di Poppa Swim Platform	Commessa F670MY-62-USA
	VISTO				Foglio B17
	APPR.				Segue B18

APS + Antincendio / APS + Fire Shoutdown

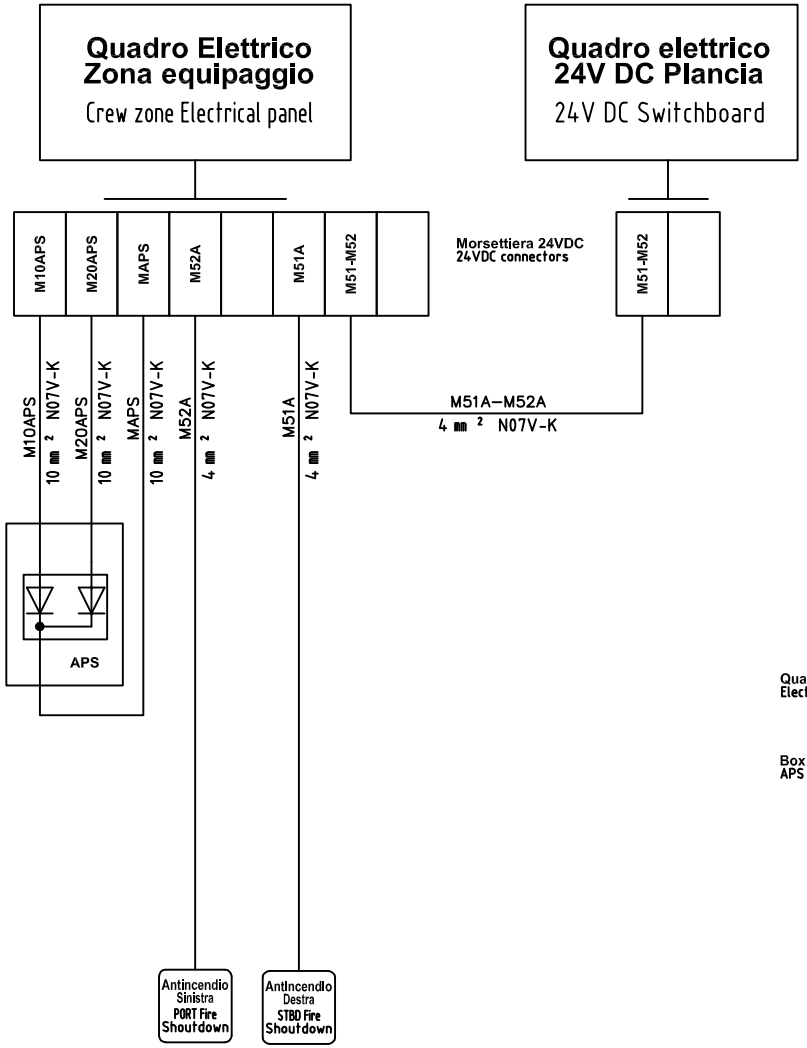

Ponte inferiore / 2nd Deck

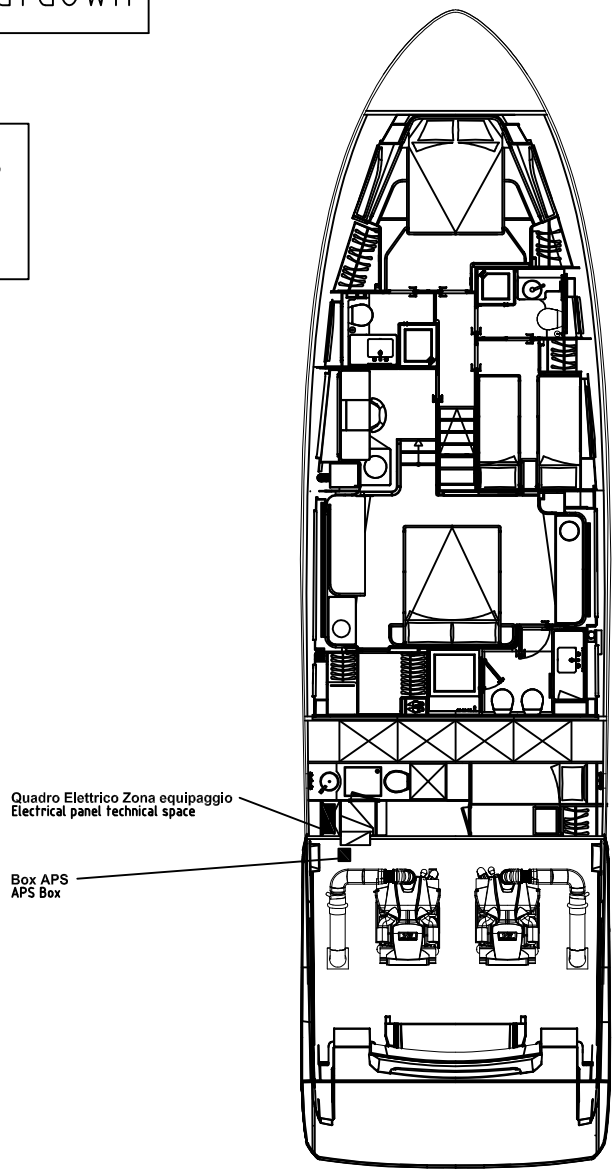

Ponte superiore / 1nd Deck

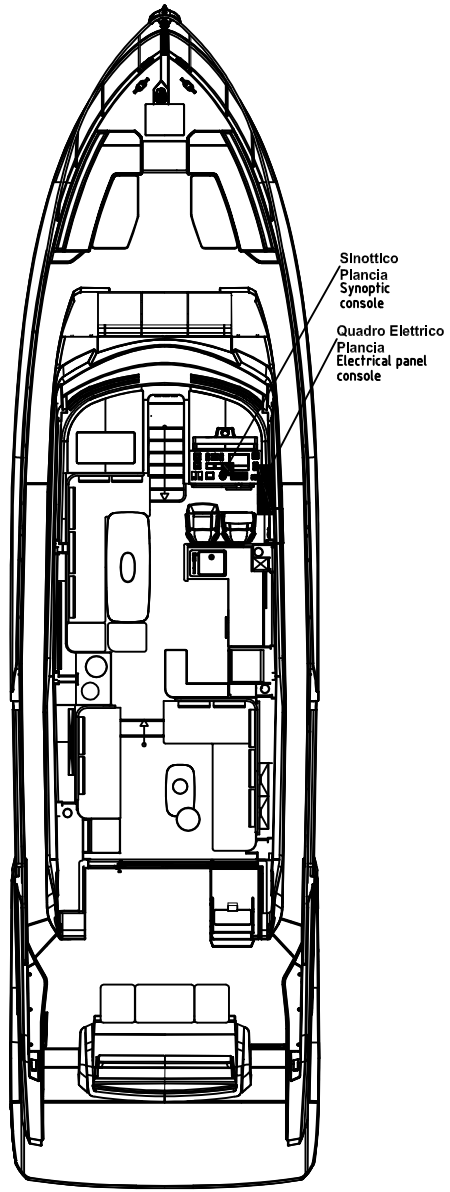

ELETTRONSEA	DATA	15/03/2024	FERRETTIYACHTS	F670MY PER MERCATO USA DISPOSIZIONE QUADRI ED UTENZE	File 02_MN_F670MY-62-USA
	DISEGN.	ES		APéS + Antincendio APS + Fire Shoutdown	Commessa F670MY-62-USA
	VISTO				Foglio B18
	APPR.				Segue B19

Stabilizz. Giroscopico /Seakeeper

Opzionale/Optional

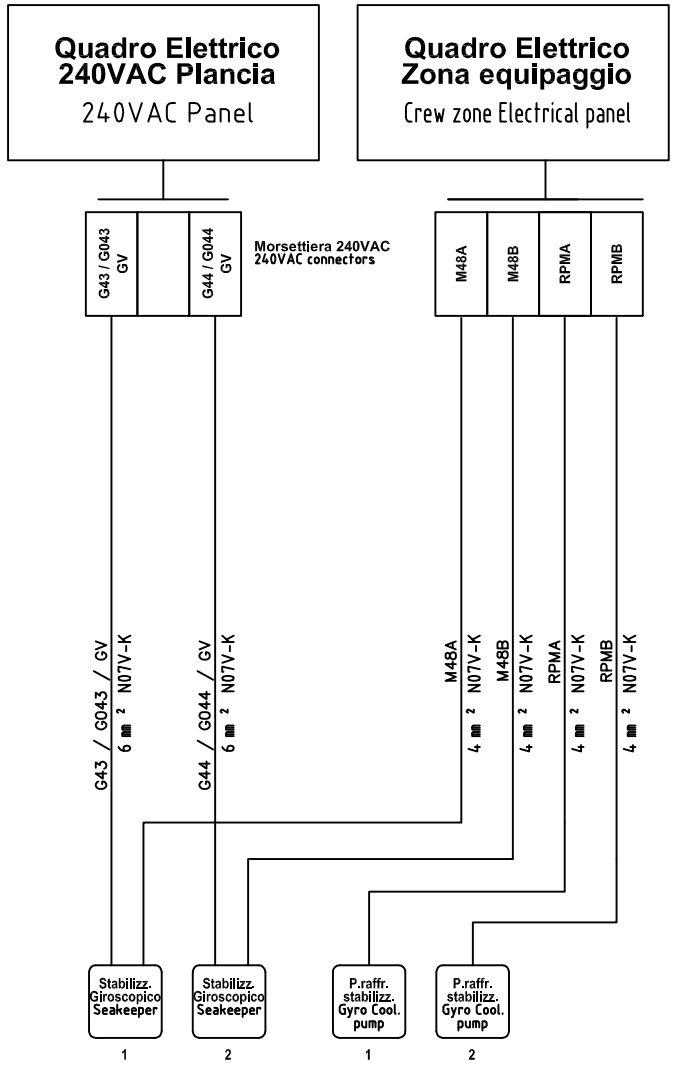

Ponte inferiore / 2nd Deck

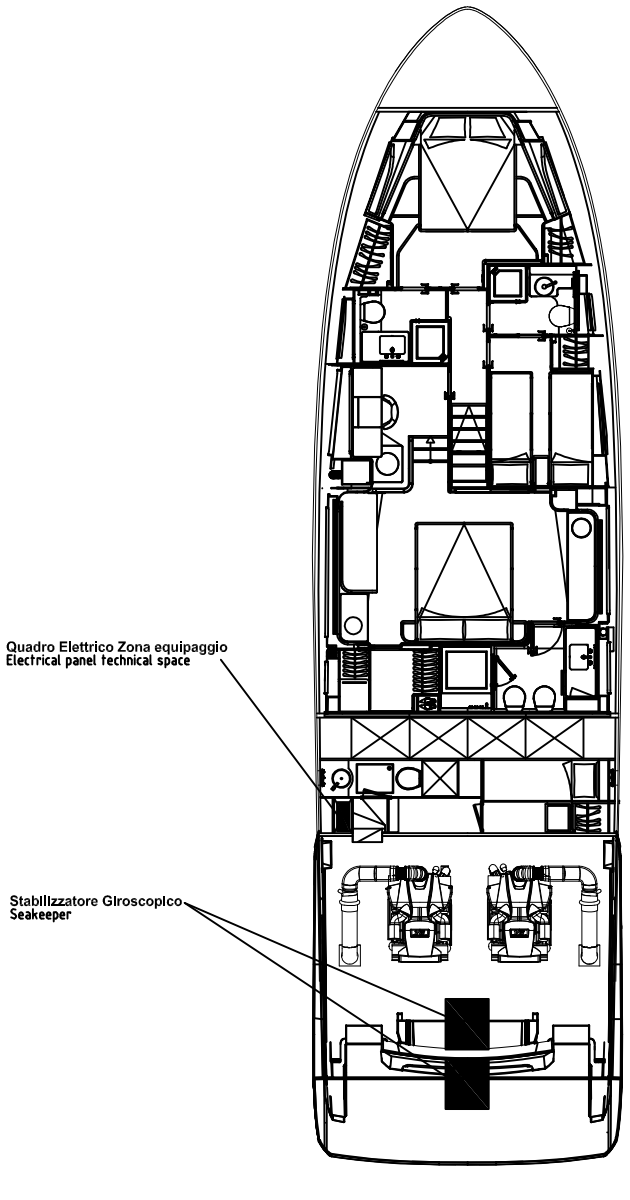

Ponte superiore / 1nd Deck

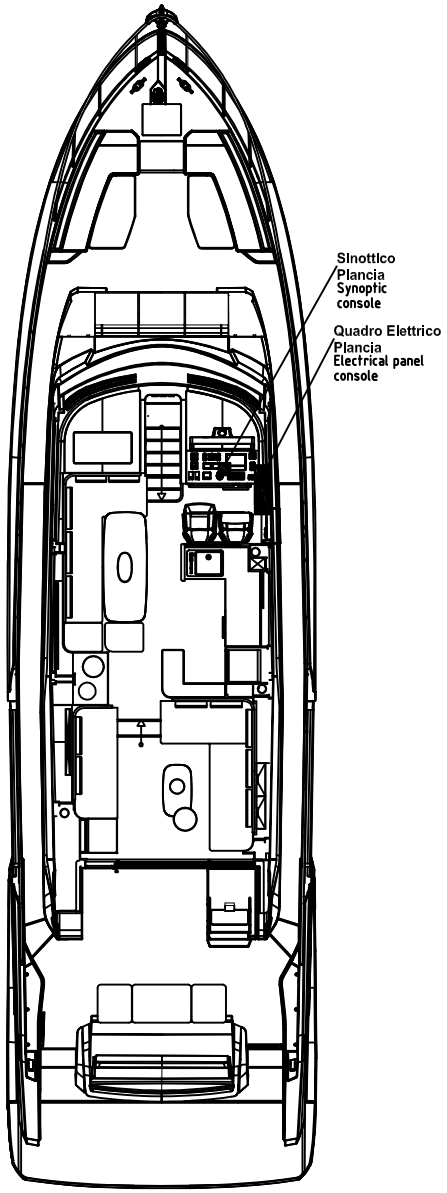

ELETTRONSEA	DATA	15/03/2024	FERRETTIYACHTS	F670MY PER MERCATO USA DISPOSIZIONE QUADRI ED UTENZE	File 02_MN_F670MY-62-USA
	DISEGN.	ES		Stabilizzatore Giroscopico *Seakeeper*	Commessa F670MY-62-USA
	VISTO				Foglio B19
	APPR.				Segue B20

Quadro elettrico 24VDC Plancia / 24VDC Electrical Panel Console

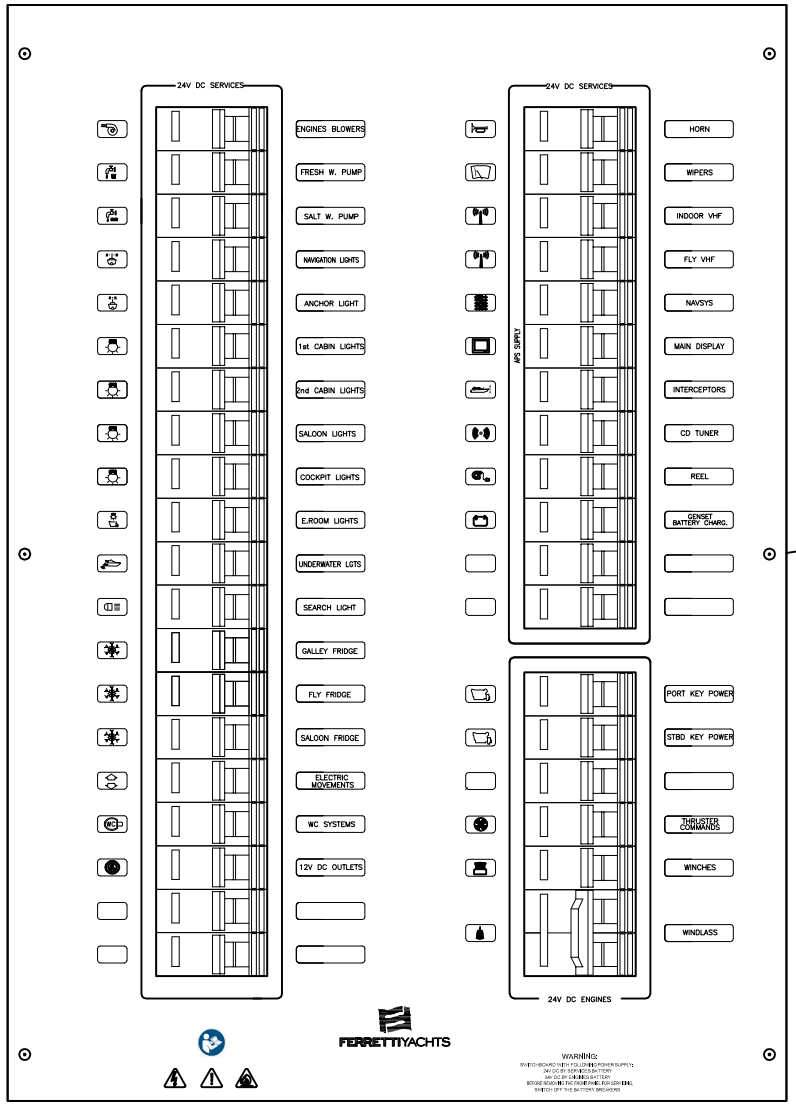

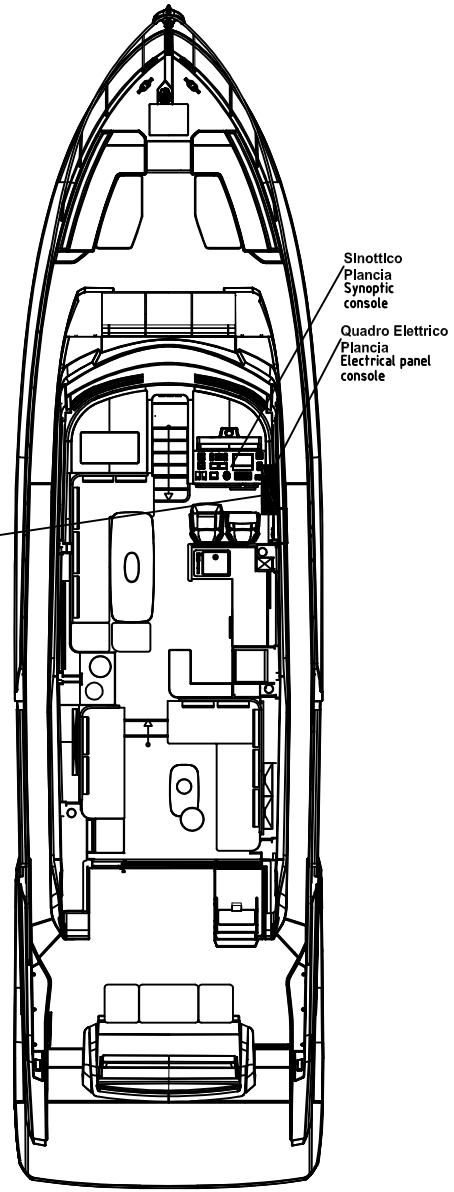

ELETTRONSEA	DATA	15/03/2024	FERRETTIYACHTS	F670MY PER MERCATO USA DISPOSIZIONE QUADRI ED UTENZE	File 02_MN_F670MY-62-USA
	DISEGN.	ES		Quadro elettico 24VDC Plancia 24VDC Panel Console	Commessa F670MY-62-USA
	VISTO				Foglio B20
	APPR.				Segue B21

Aspiratori motori / Engine Blowers

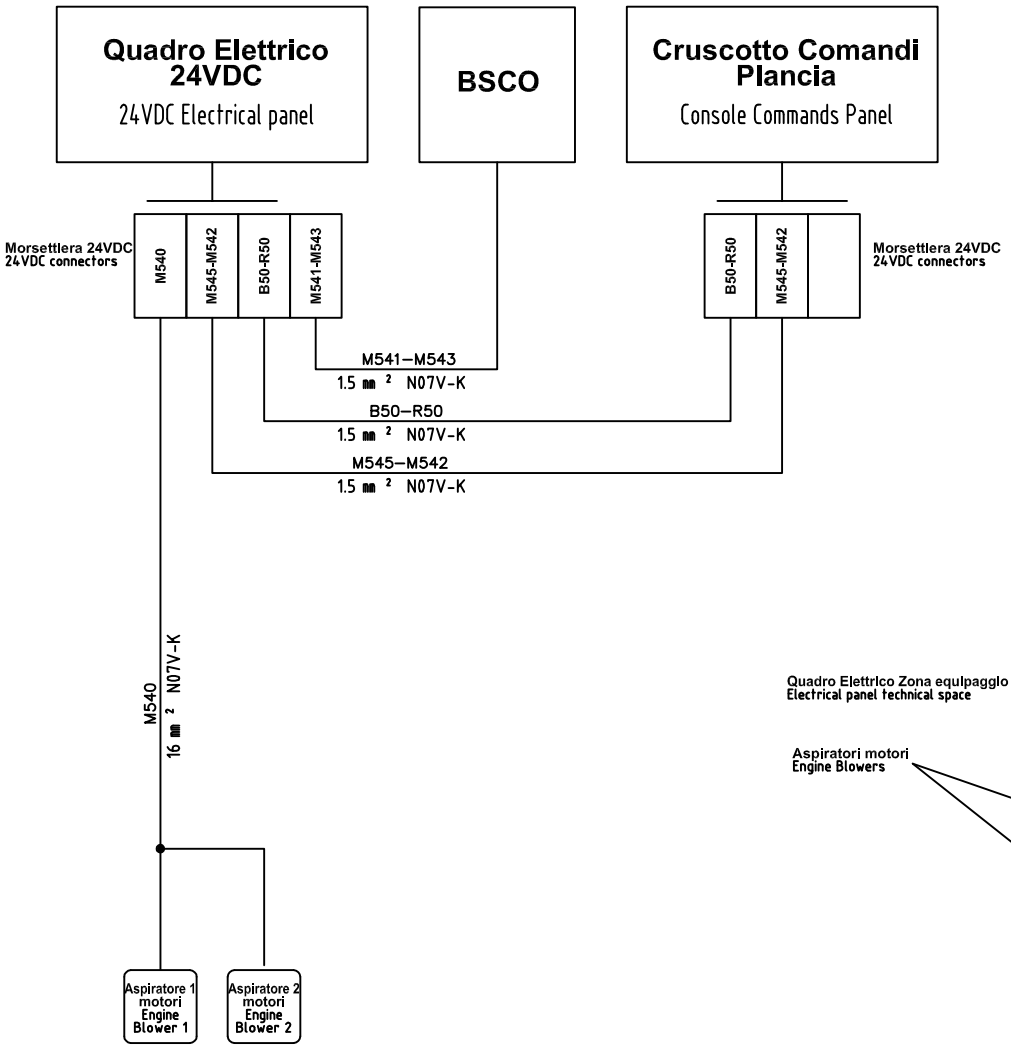

Ponte inferiore / 2nd Deck

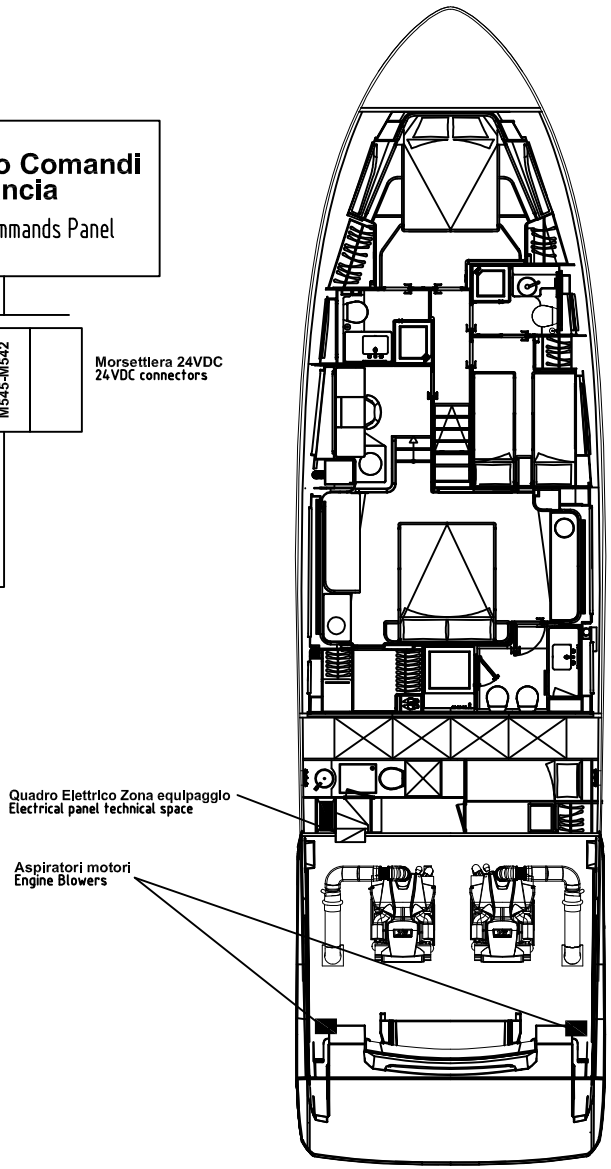

Ponte superiore / 1nd Deck

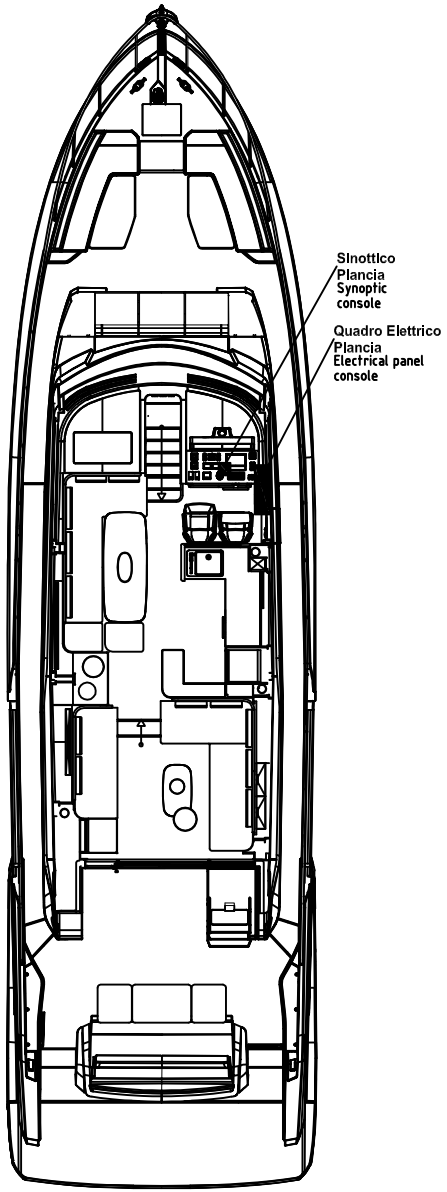

ELETTRONSEA	DATA	15/03/2024	FERRETTIYACHTS	F670MY PER MERCATO USA DISPOSIZIONE QUADRI ED UTENZE	File 02_MN_F670MY-62-USA
	DISEGN.	ES		Aspiratori motori Engine Blowers	Commessa F670MY-62-USA
	VISTO				Foglio B21
	APPR.				Segue B22

Autoclave acqua dolce / Fresh water pump

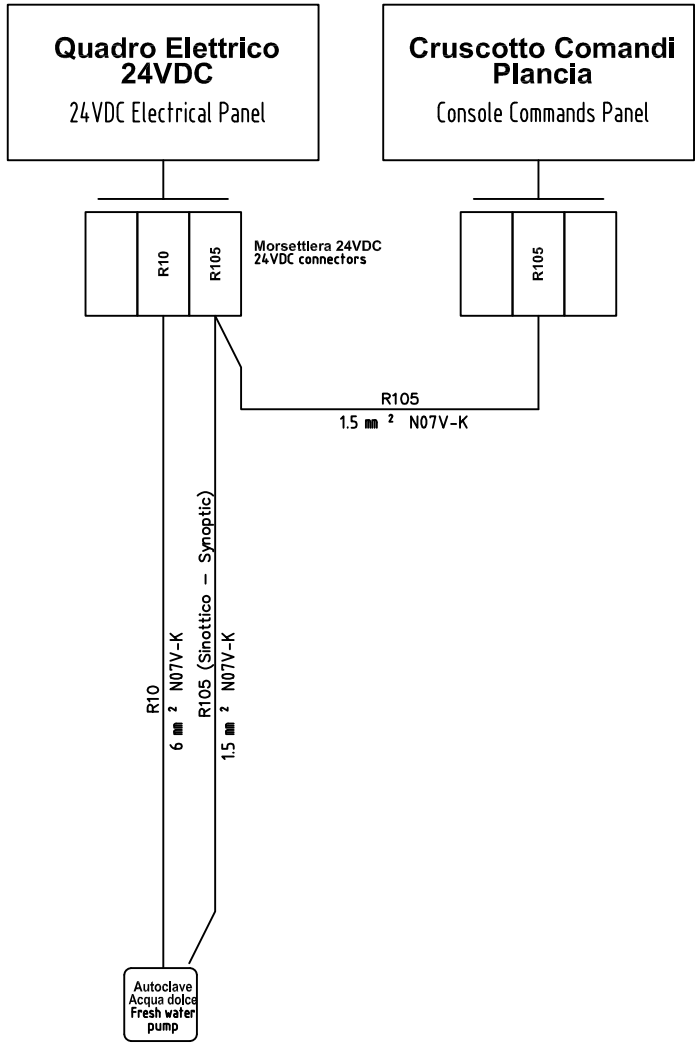

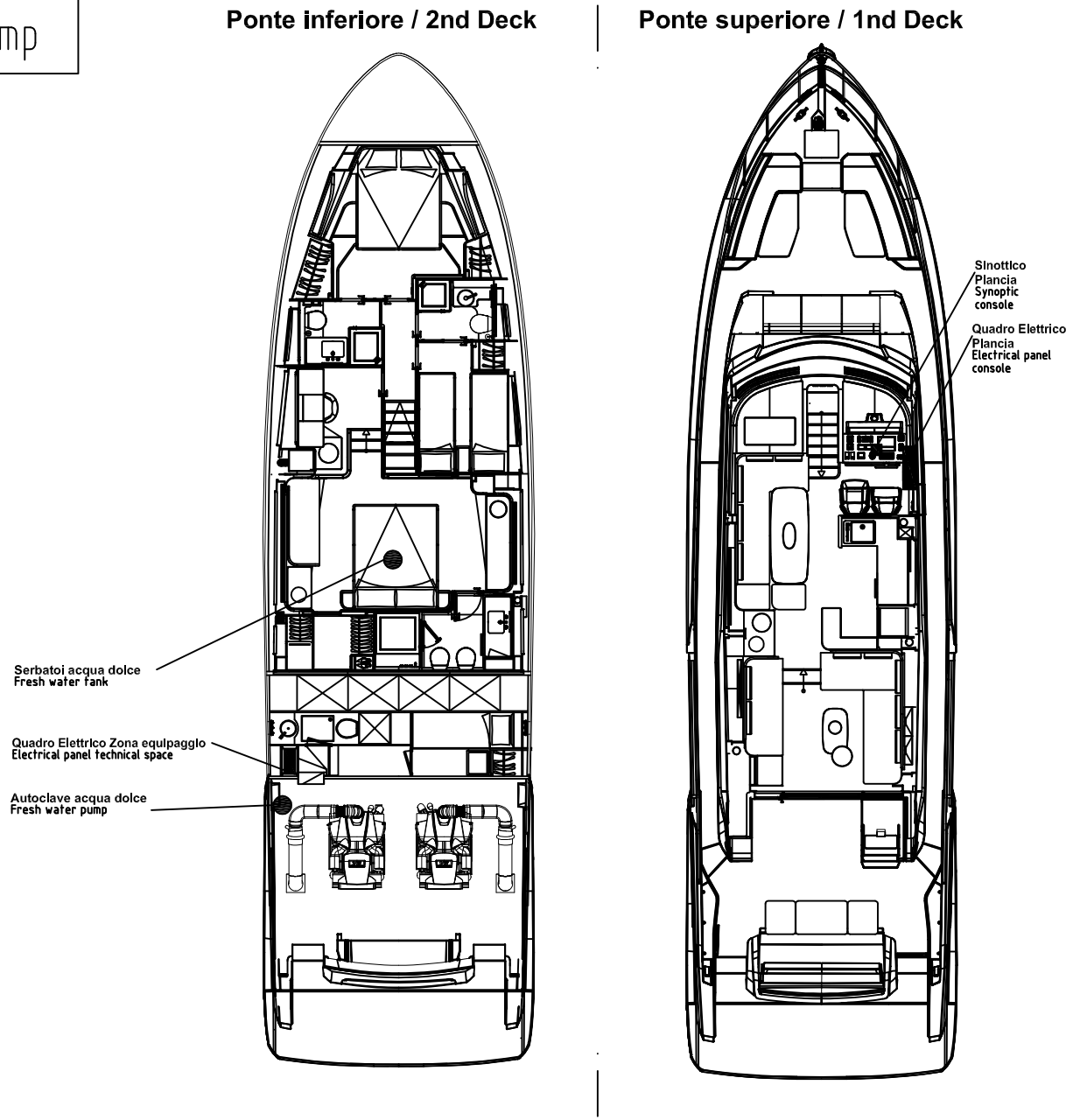

DATA	15/03/2024	
DISEGN.	ES	
VISTO		
APPR.		

FERRETTIYACHTS

F670MY PER MERCATO USA
DISPOSIZIONE QUADRI ED UTENZE

Autoclave acqua dolce
Fresh water pump

File: 02_MN_F670MY-62-USA

Commessa: F670MY-62-USA

Foglio: B22

Segue: B24

Autoclave acqua salata / Salt water pump

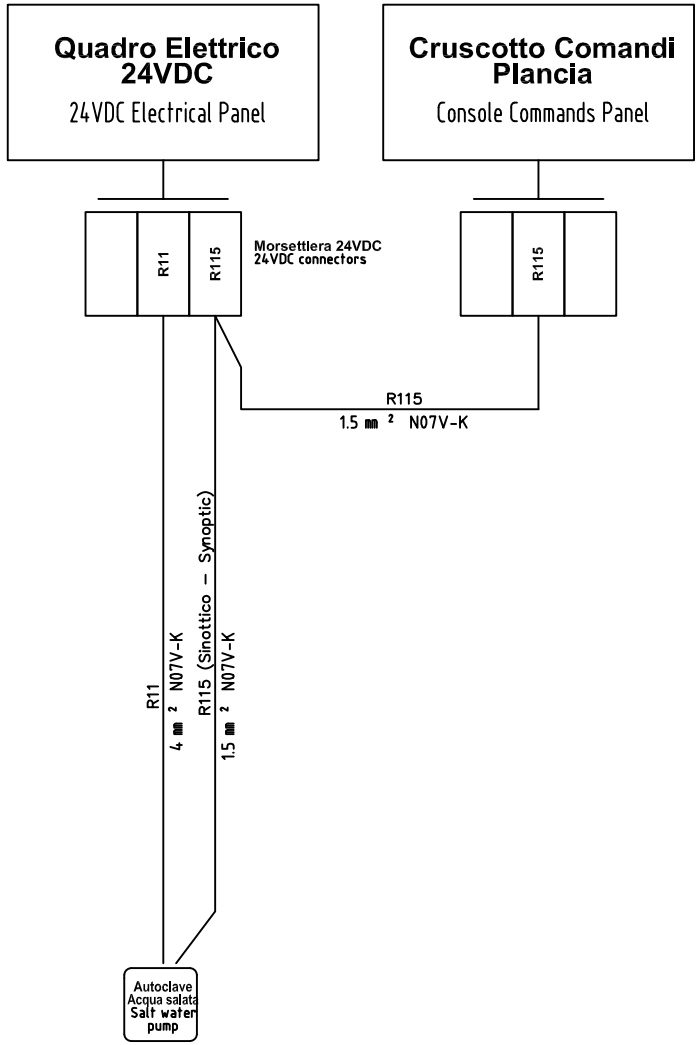

Ponte inferiore / 2nd Deck

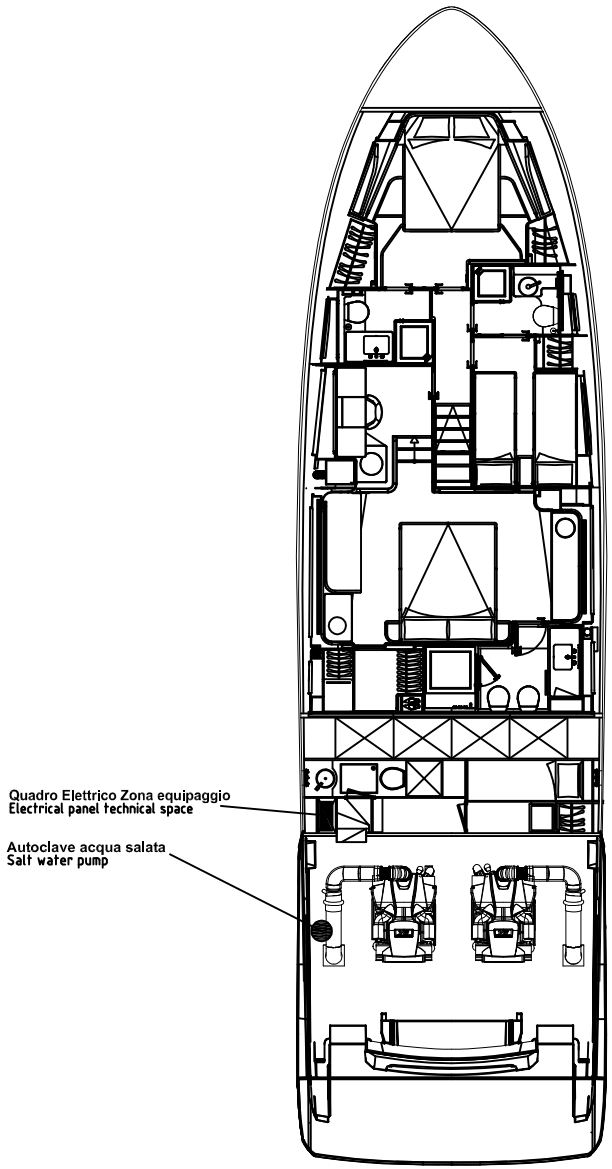

Ponte superiore / 1nd Deck

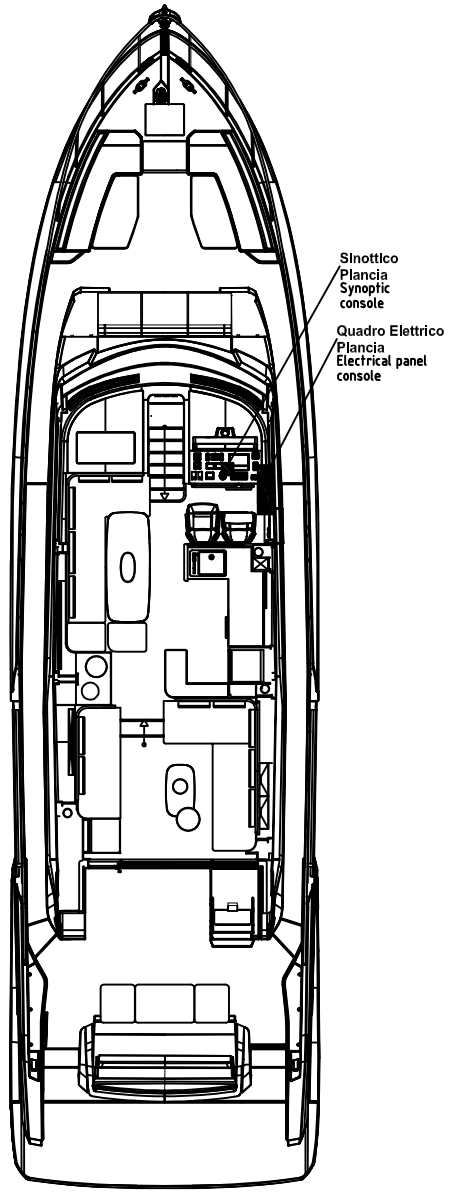

ELETTRONSEA	DATA	15/03/2024	FERRETTIYACHTS	F670MY PER MERCATO USA DISPOSIZIONE QUADRI ED UTENZE	File 02_MN_F670MY-62-USA
	DISEGN.	ES		Autoclave acqua salata Salt water pump	Commessa F670MY-62-USA
	VISTO				Foglio B24
	APPR.				Segue B26

Luci di via / Running lights

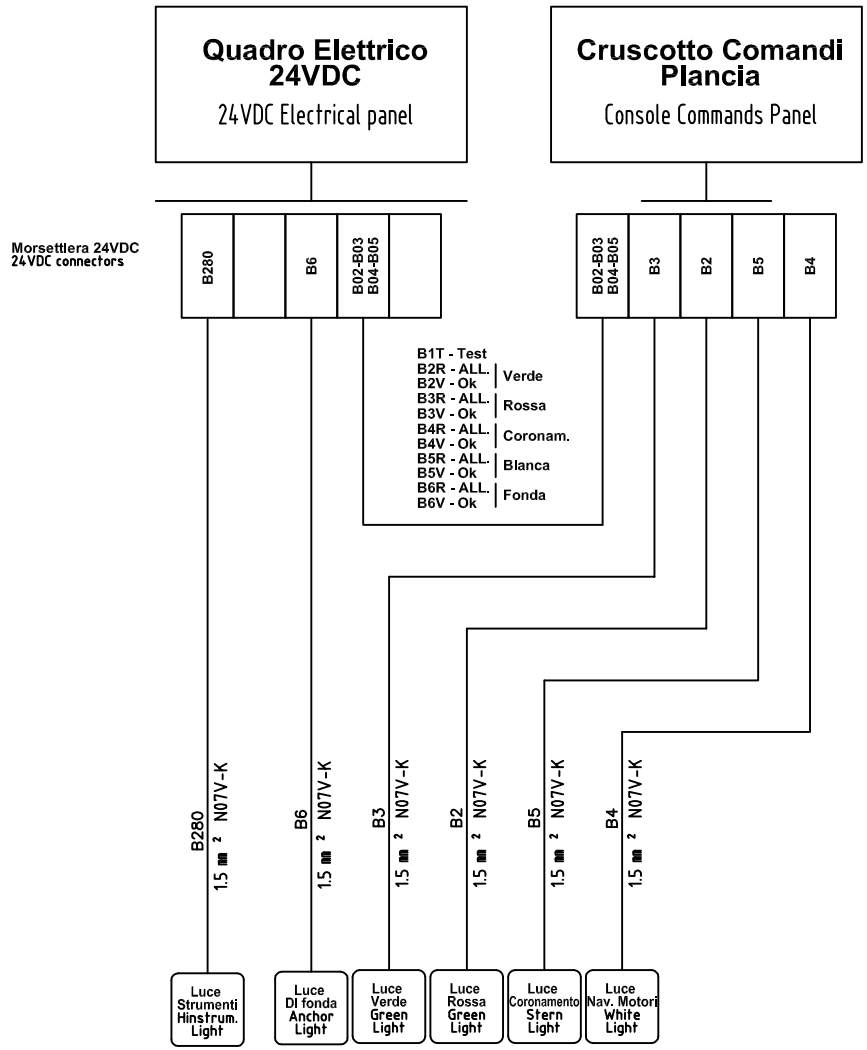

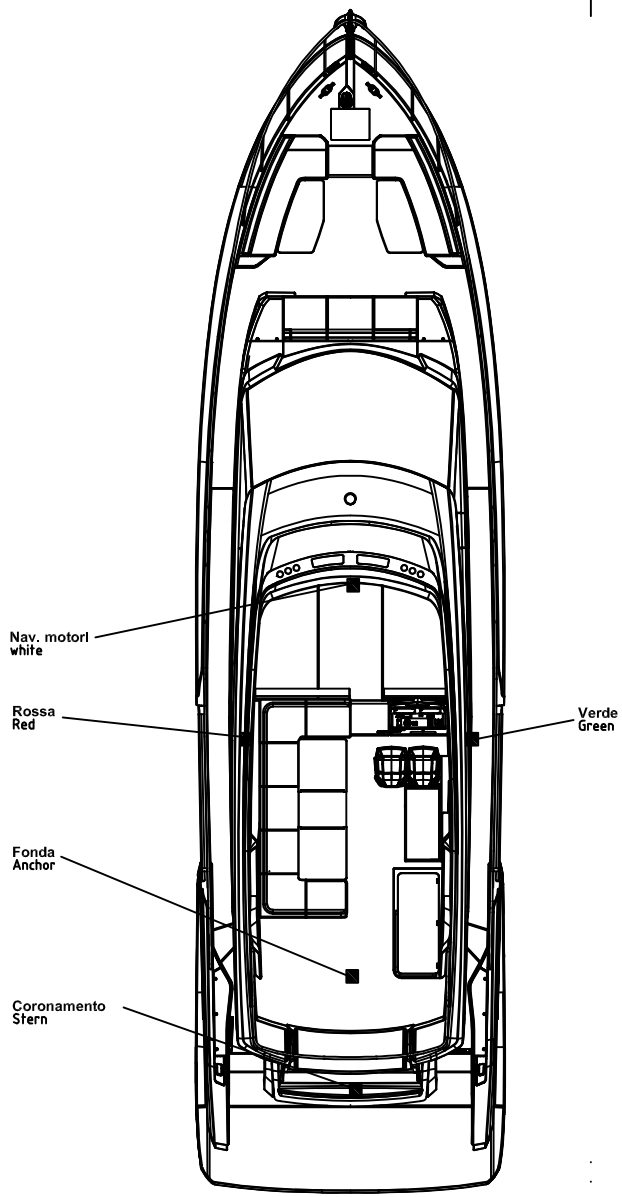

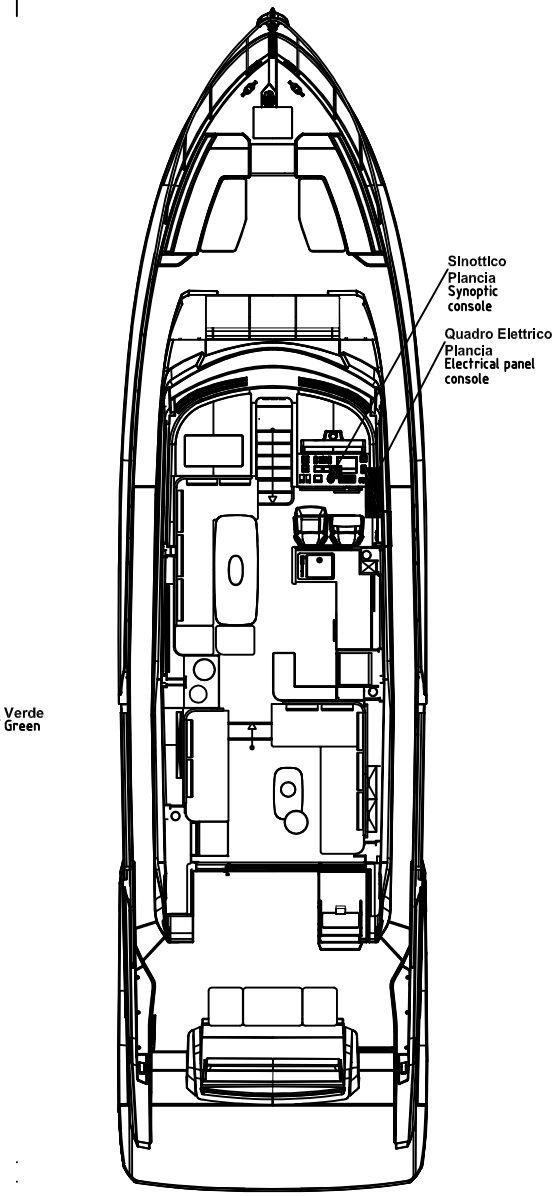

ELETTRONSEA	DATA	15/03/2024	
	DISEGN.	ES	
	VISTO		
	APPR.		

FERRETTIYACHTS

F670MY PER MERCATO USA
DISPOSIZIONE QUADRI ED UTENZE

Luci di via
Running lights

File 02_MN_F670MY-62-USA

Commessa F670MY-62-USA

Foglio B26
Segue B27

Luci strumenti / Instrument lights

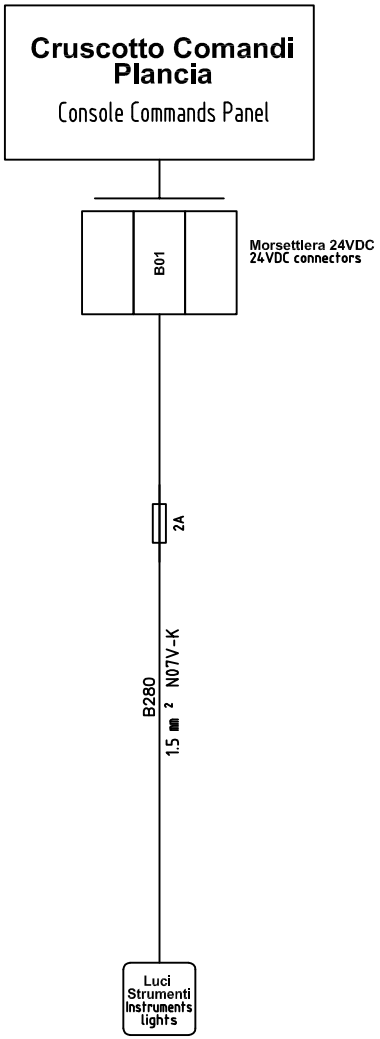

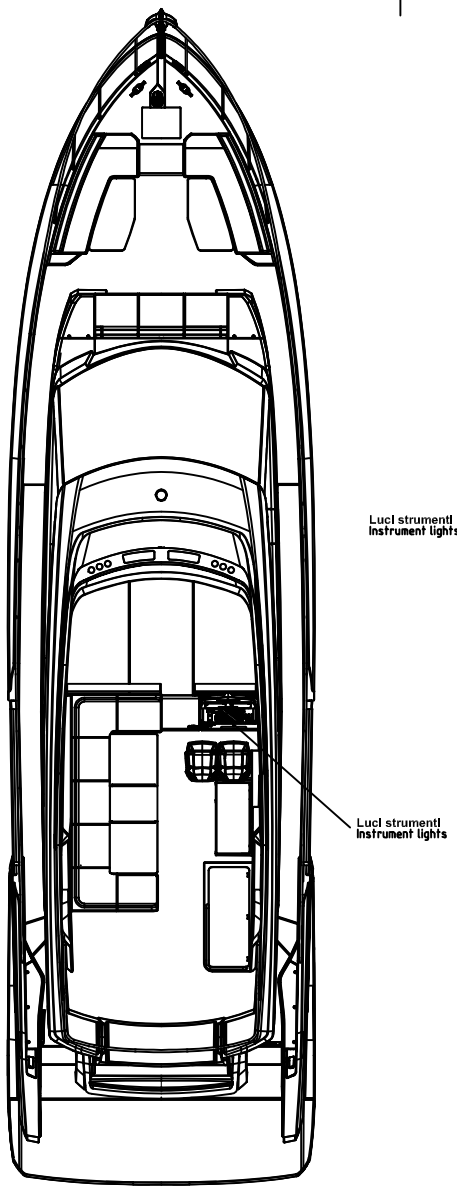

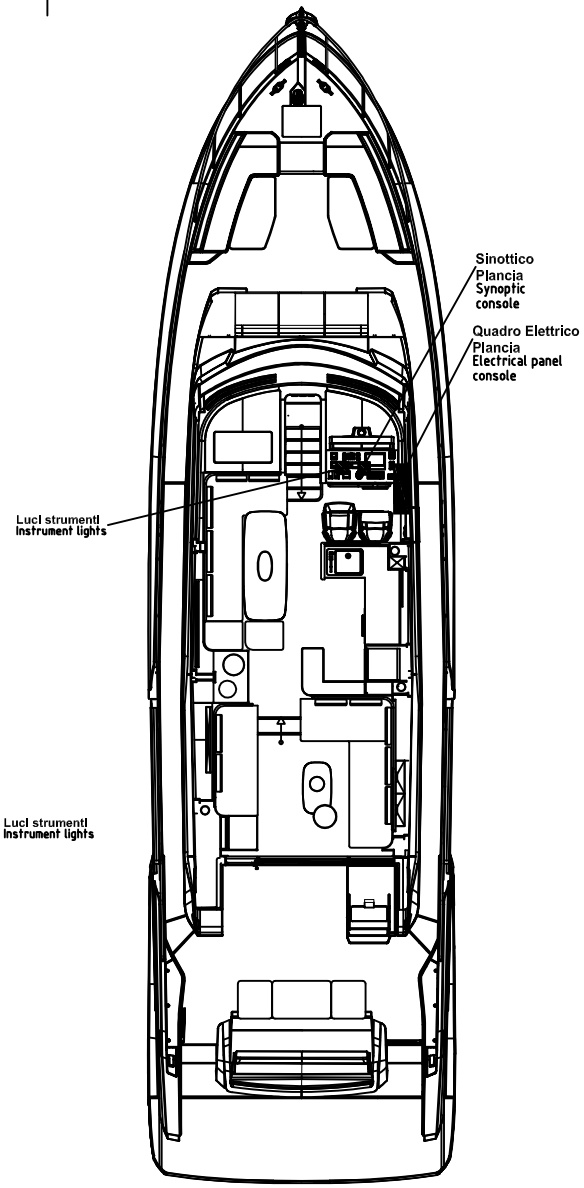

ELETTRONSEA	DATA	15/03/2024	FERRETTIYACHTS	F670MY PER MERCATO USA DISPOSIZIONE QUADRI ED UTENZE	File 02_MN_F670MY-62-USA
	DISEGN.	ES		Luci strumenti *Instrument lights*	Commessa F670MY-62-USA
	VISTO				Foglio B27
	APPR.				Segue B28

Luci zona notte 1 / 1St cabin lights

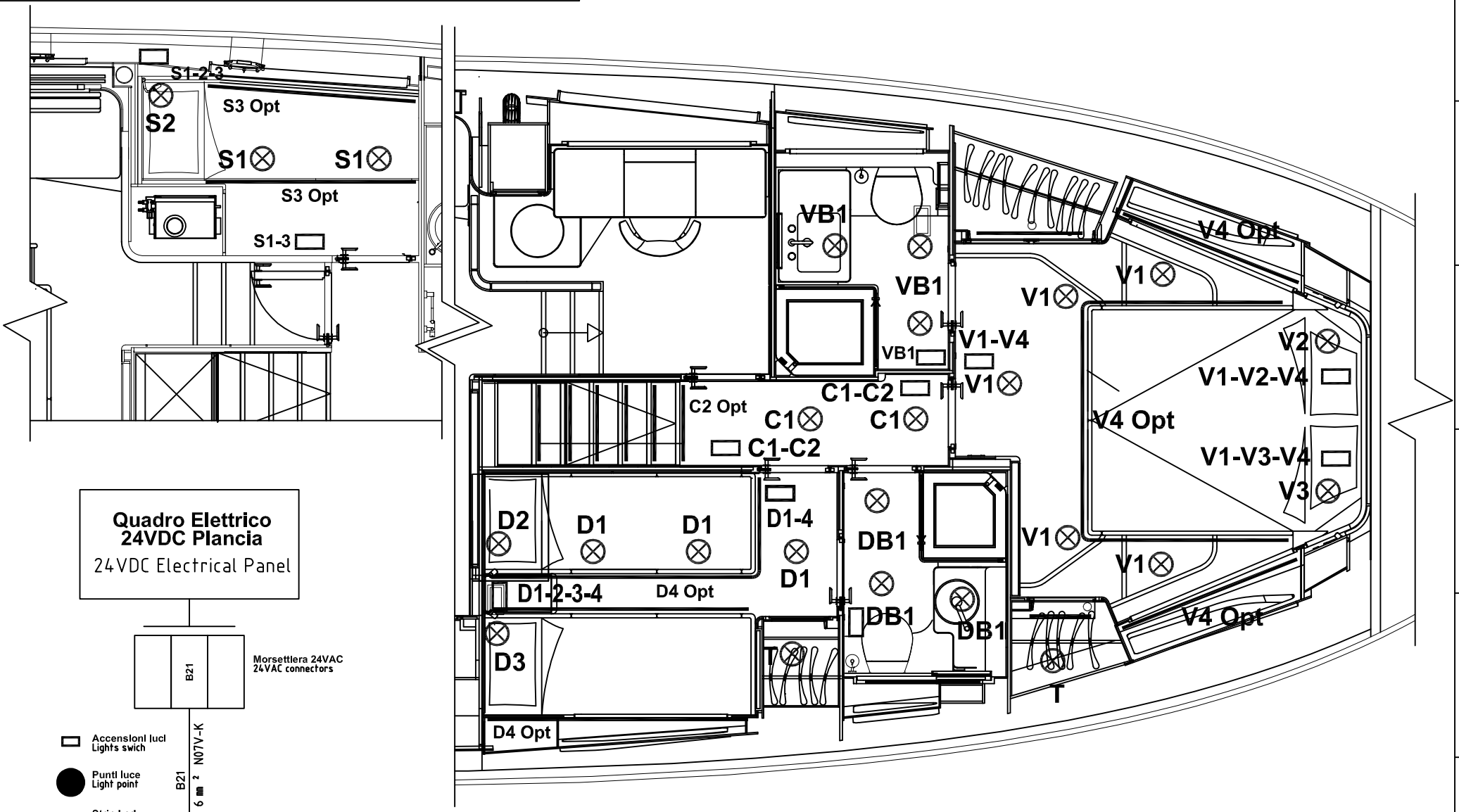

Quadro Elettrico 24VDC Plancia
24VDC Electrical Panel

B21

Morsettiera 24VAC
24VAC connectors

B21 6 mm² N07V-K

Accensioni luci
Lights swich

Punti luce
Light point

Strip Led

DATA	15/03/2024
DISEGN.	ES
VISTO	
APPR.	

FERRETTIYACHTS

F670MY PER MERCATO USA
DISPOSIZIONE QUADRI ED UTENZE

Luci zone notte 1
1St cabin lights

File 02_MN_F670MY-62-USA

Commessa F670MY-62-USA

Foglio B28
Segue B29

Luci zona notte 2 / 2Nd cabin lights

Quadro Elettrico 24VDC Plancia
24VDC Electrical Panel

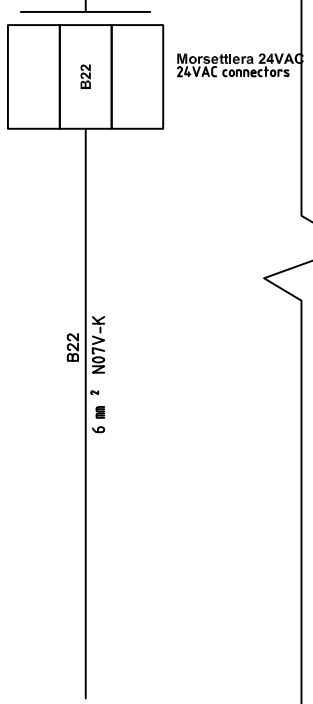

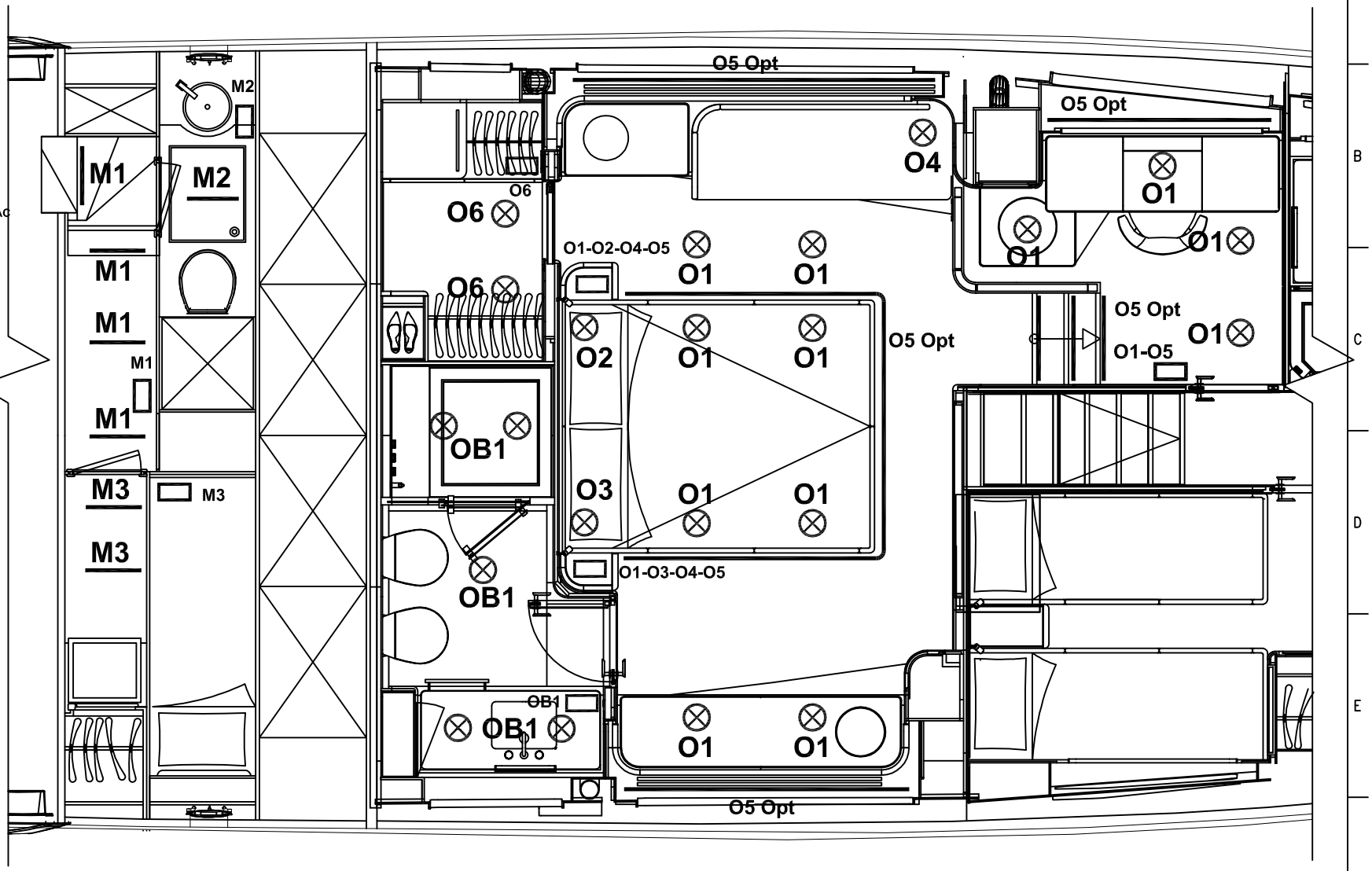

Accensioni luci
Lights swich

Punti luce
Light point

Strip Led

ELETTRONSEA	DATA	15/03/2024	
	DISEGN.	ES	
	VISTO		
	APPR.		

FERRETTIYACHTS

F670MY PER MERCATO USA
DISPOSIZIONE QUADRI ED UTENZE

Luci zona notte 2
2Nd cabin lights

File: 02_MN_F670MY-62-USA

Commessa: F670MY-62-USA

Foglio: B29
Segue: B30

Luci Salone / Dinette lights

Quadro Elettrico 24VDC Plancia
24VDC Electrical Panel

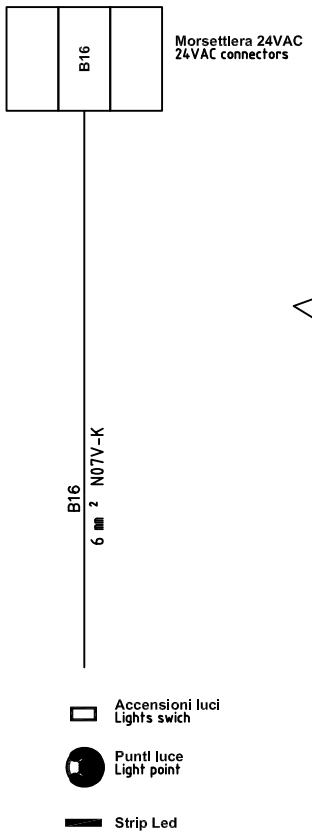

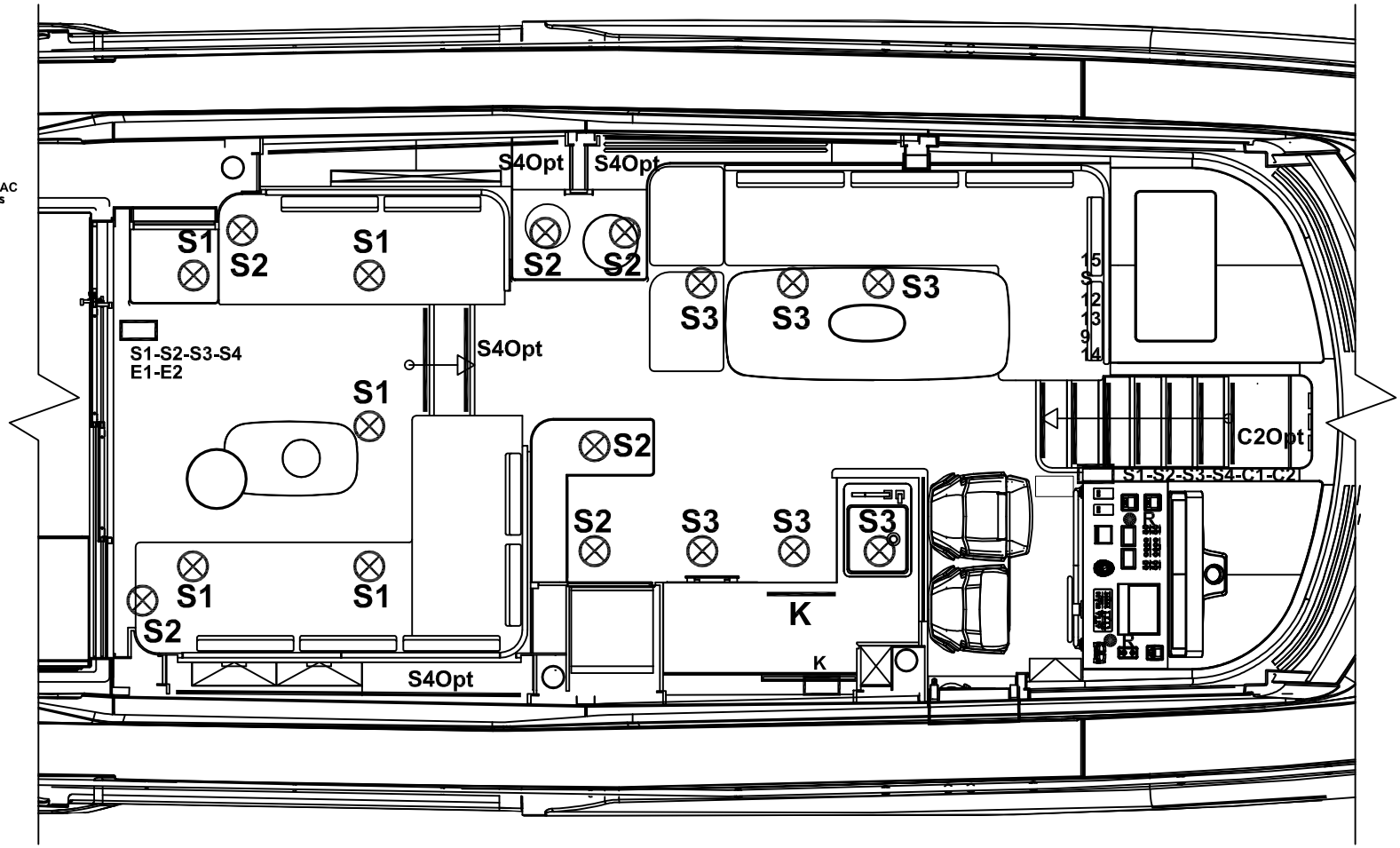

Accensioni luci
Lights swich

Punti luce
Light point

Strip Led

ELETTRONSEA	DATA	15/03/2024	FERRETTIYACHTS	F670MY PER MERCATO USA DISPOSIZIONE QUADRI ED UTENZE	File 02_MN_F670MY-62-USA
	DISEGN.	ES		Luci salone *Dinette lights*	Commessa F670MY-62-USA
	VISTO				Foglio B30
	APPR.				Segue B31

Luci pozzetto / Cockpit lights

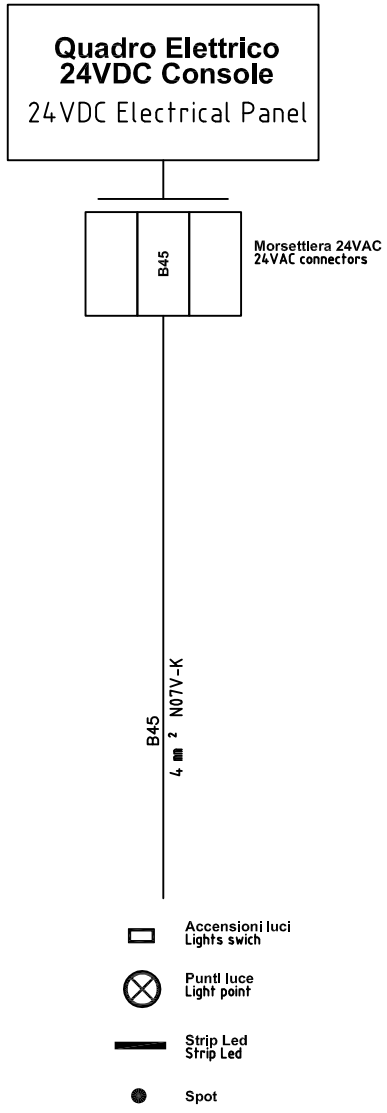

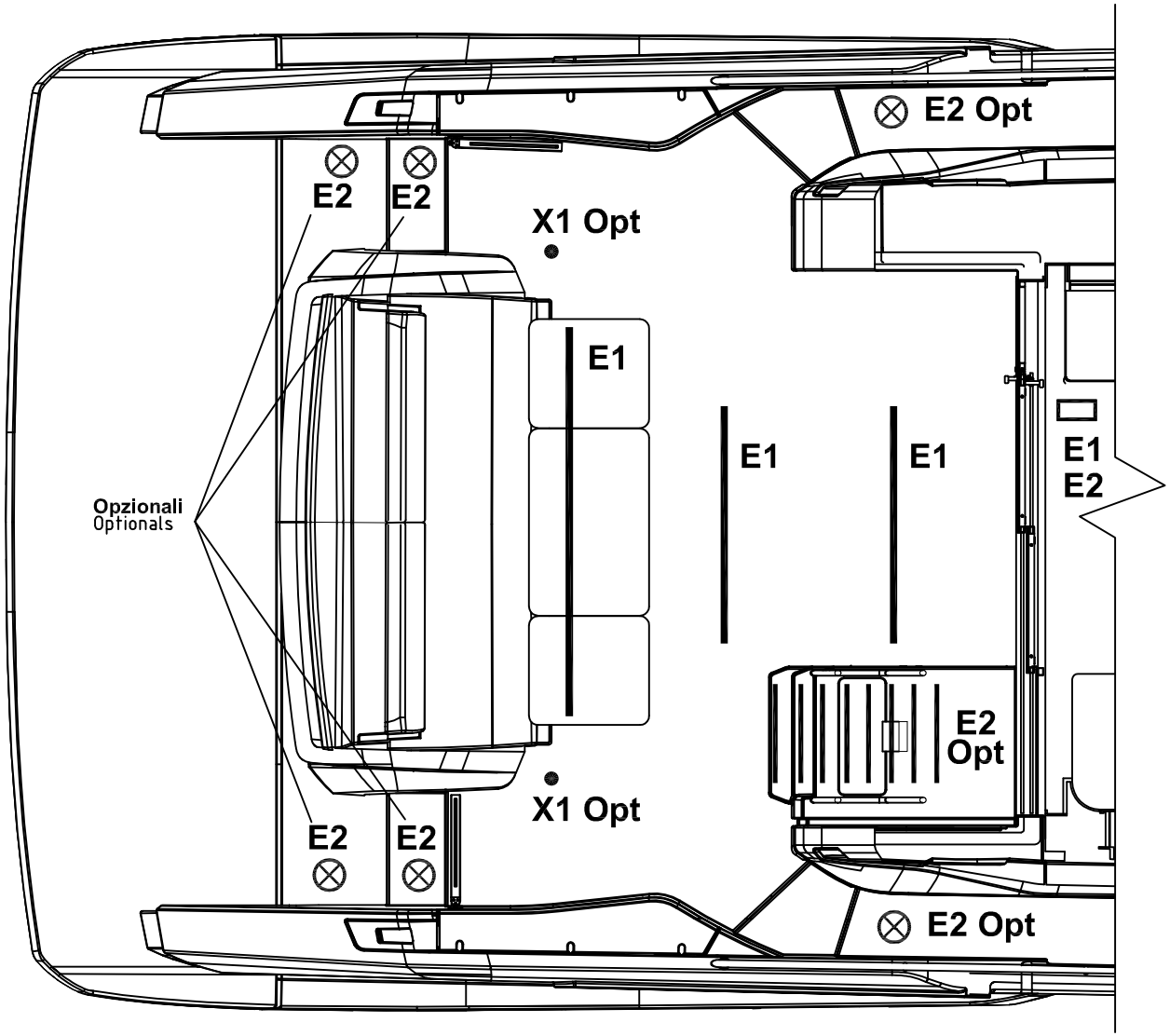

ELETTRONSEA	DATA	15/03/2024	FERRETTIYACHTS	F670MY PER MERCATO USA DISPOSIZIONE QUADRI ED UTENZE	File 02_MN_F670MY-62-USA
	DISEGN.	ES		Luci pozzetto Cockpit lights	Commessa F670MY-62-USA
	VISTO				Foglio B31
	APPR.				Segue B32

Luci Esterne (Opt) / Outside lights (Opt)

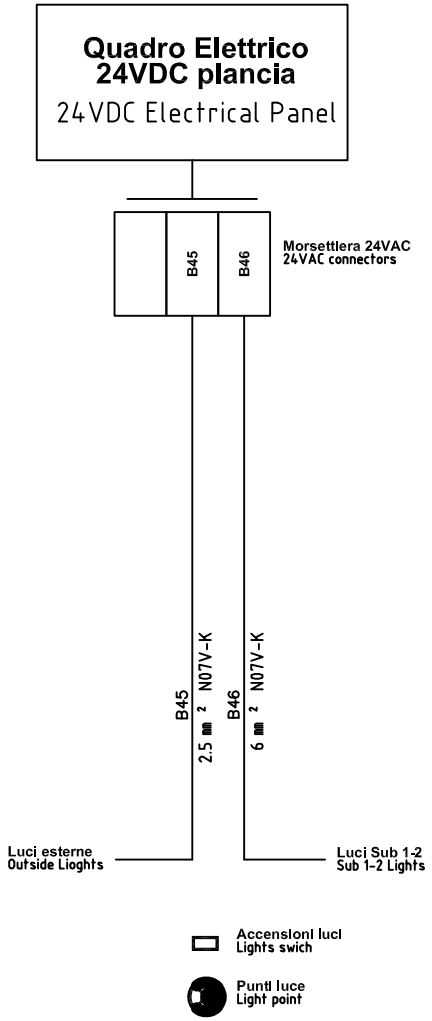

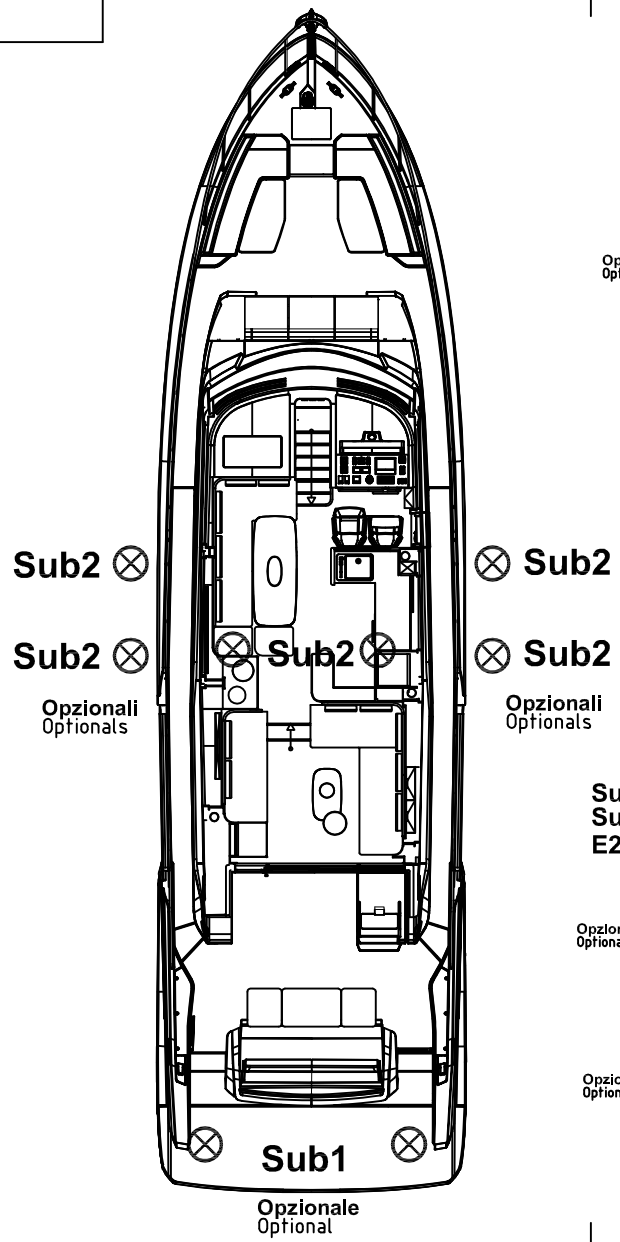

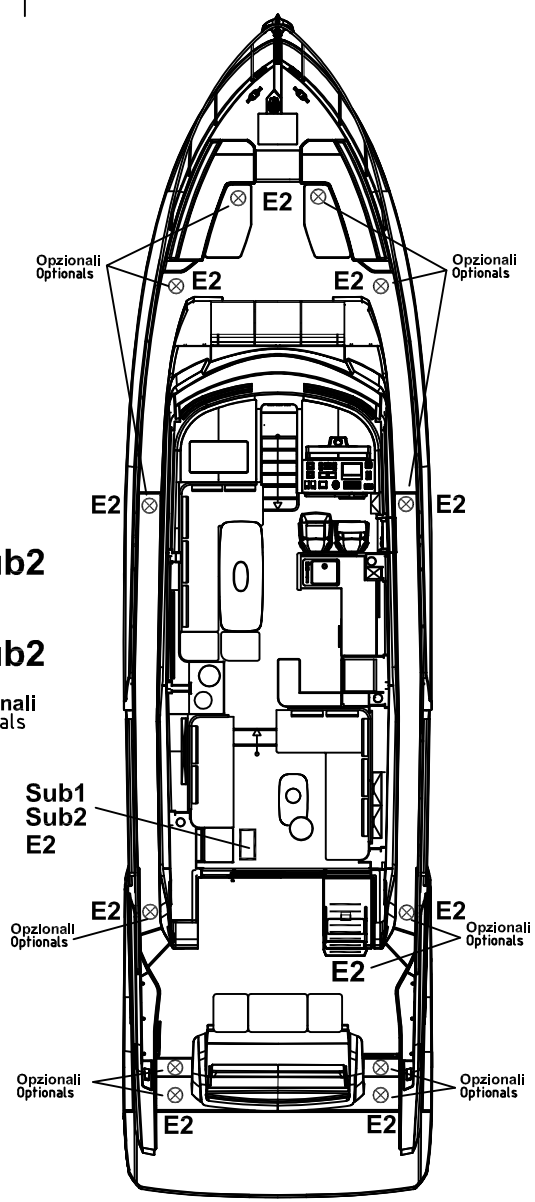

ELETTRONSEA	DATA	15/03/2024	FERRETTIYACHTS	F670MY PER MERCATO USA DISPOSIZIONE QUADRI ED UTENZE	File 02_MN_F670MY-62-USA	=
	DISEGN.	ES				+
	VISTO			Luci Esterne *Outside lights*	Commessa F670MY-62-USA	Foglio B32
	APPR.					Segue B33

Luci vano motori / Engine room lights

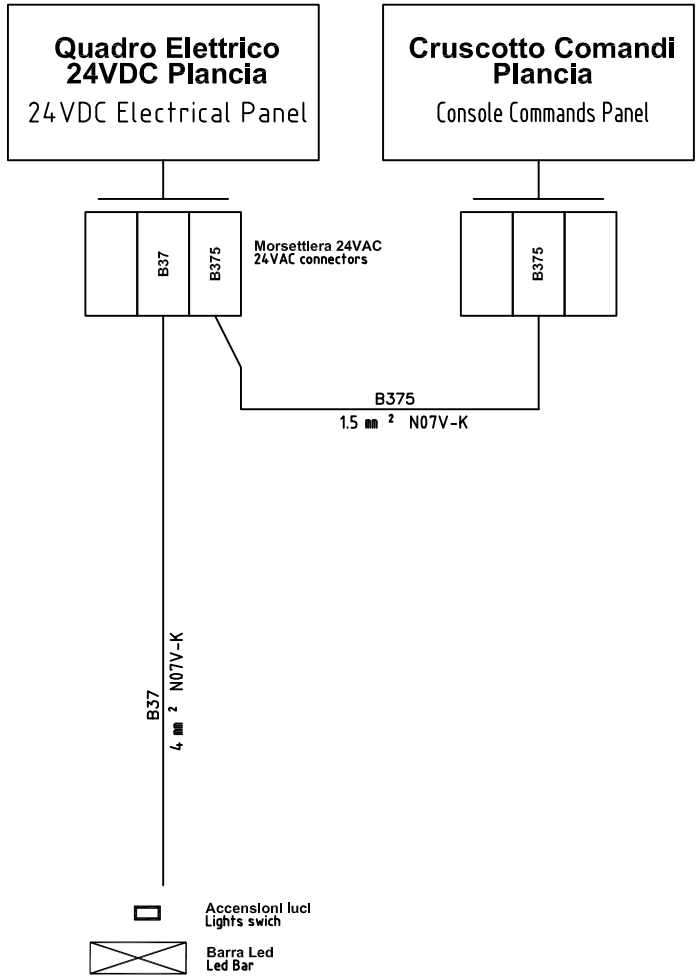

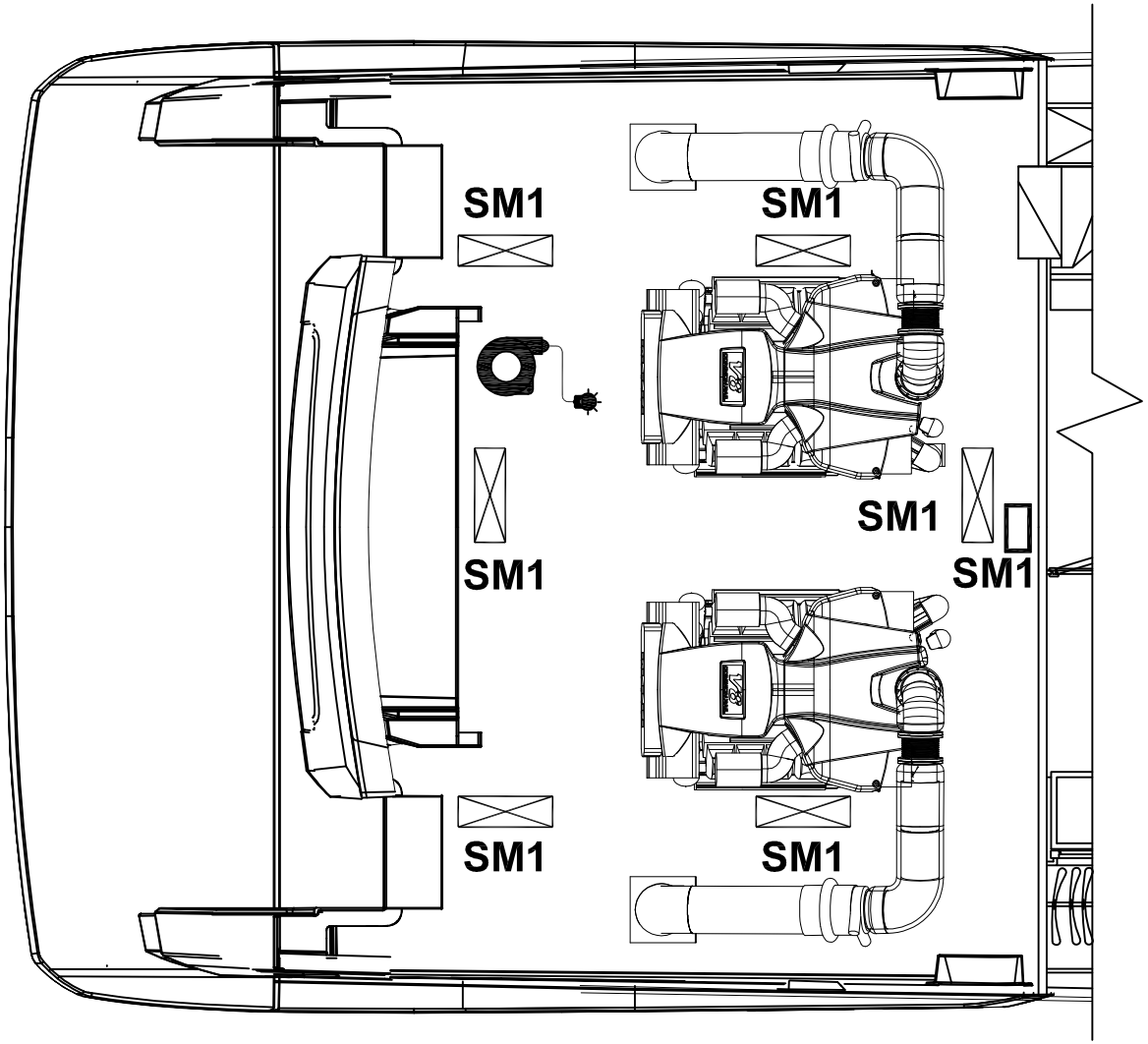

DATA	15/03/2024	
DISEGN.	ES	
VISTO		
APPR.		

FERRETTIYACHTS

F670MY PER MERCATO USA
DISPOSIZIONE QUADRI ED UTENZE

Luci vano motori
Engine room lights

File: 02_MN_F670MY-62-USA

Commessa: F670MY-62-USA

Foglio B33
Segue B34

Luci Fly / Fly lights

Opzionale / Optional

Quadro Elettrico 24VDC Console
24VDC Electrical Panel

B45

Morsettiera 24VAC
24VAC connectors

B45
4 mm ² N07V-K

Accensioni luci
Lights swich

Spot Led

Strip Led

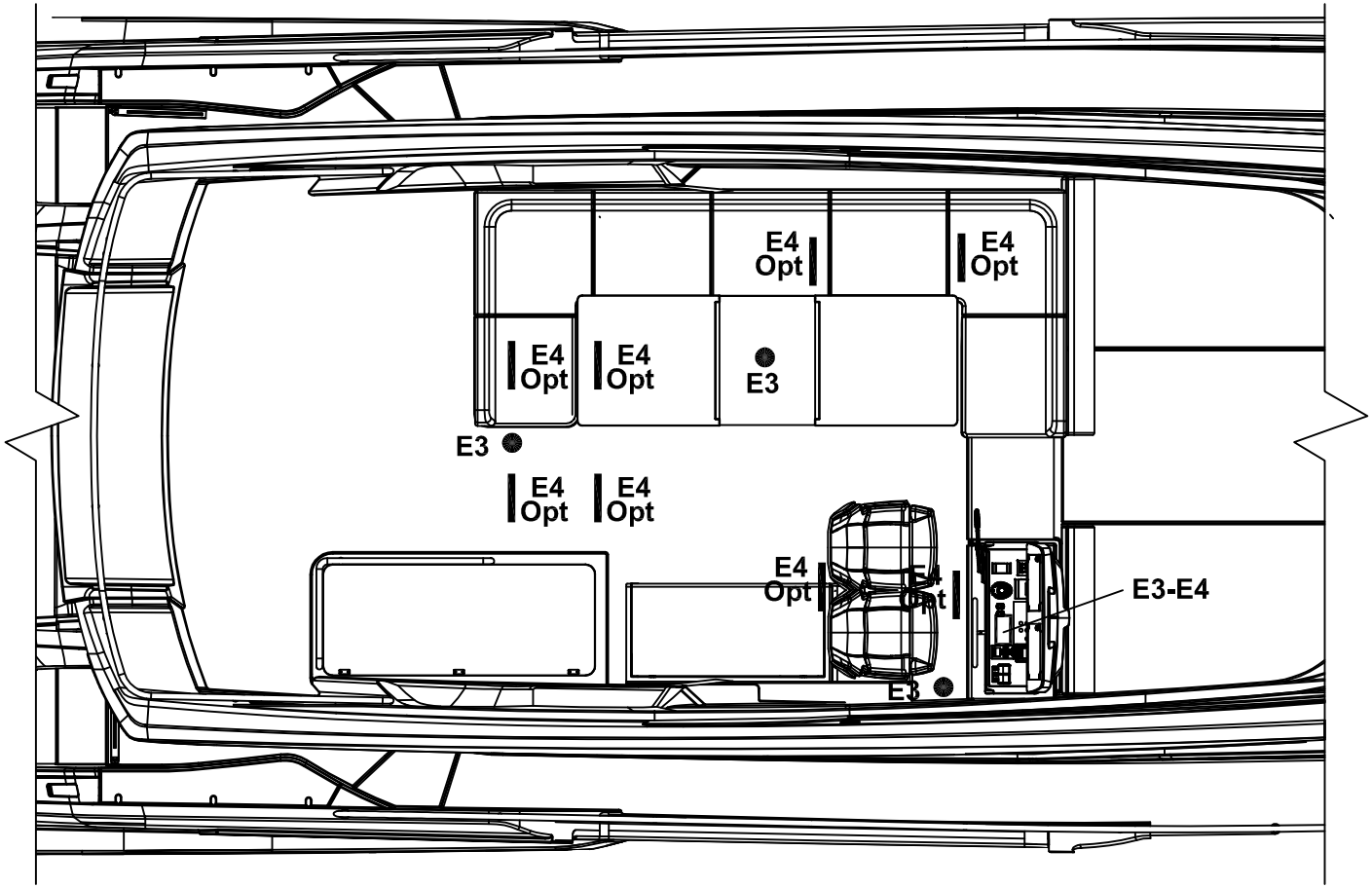

ELETTRONSEA	DATA	15/03/2024	FERRETTIYACHTS	F670MY PER MERCATO USA DISPOSIZIONE QUADRI ED UTENZE	File 02_MN_F670MY-62-USA
	DISEGN.	ES		Luci Fly *Fly lights*	Commessa F670MY-62-USA
	VISTO				Foglio B34
	APPR.				Segue B35

Faro / Search light

Opzionale / Optional

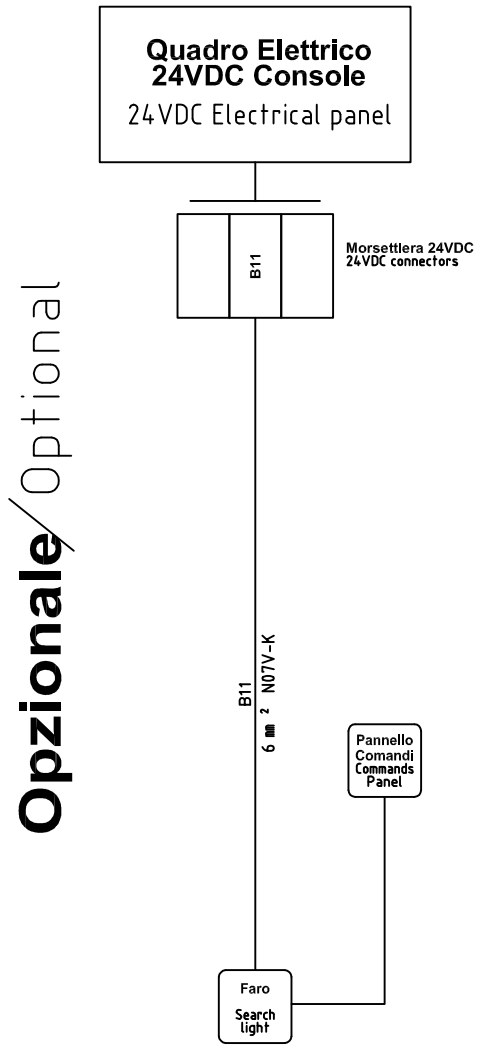

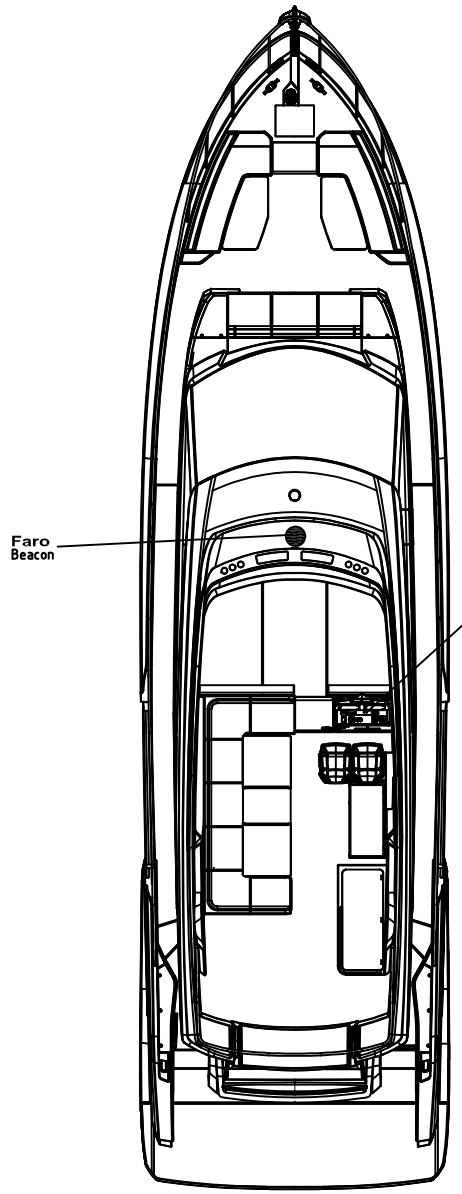

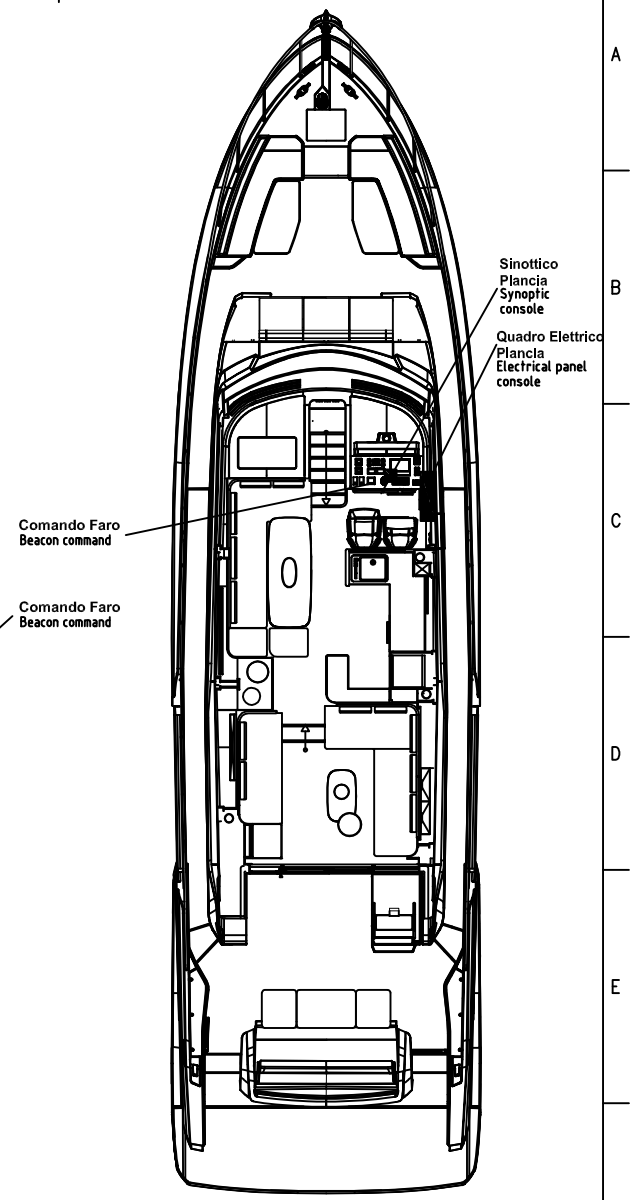

DATA	15/03/2024	
DISEGN.	ES	
VISTO		
APPR.		

FERRETTIYACHTS

F670MY PER MERCATO USA
DISPOSIZIONE QUADRI ED UTENZE

Faro
Search light

File 02_MN_F670MY-62-USA

Commessa F670MY-62-USA

Foglio B35
Segue B36

Frigo salone - Cucina / Dinette-Galley fridge

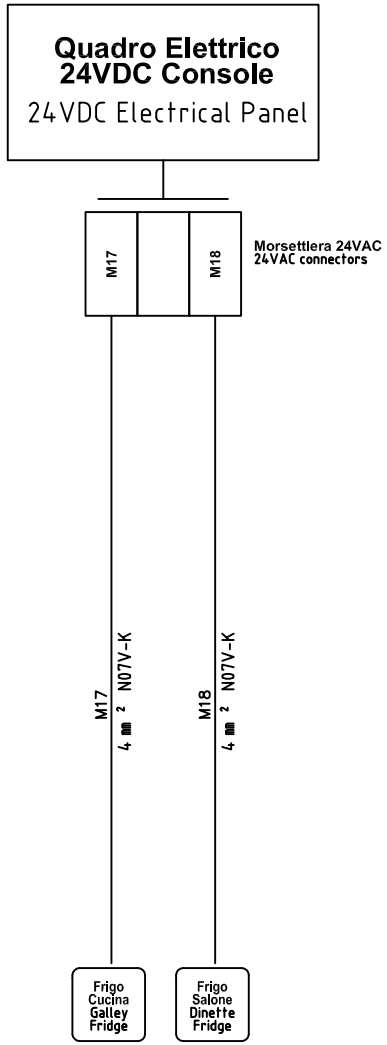

Ponte inferiore / 2nd Deck

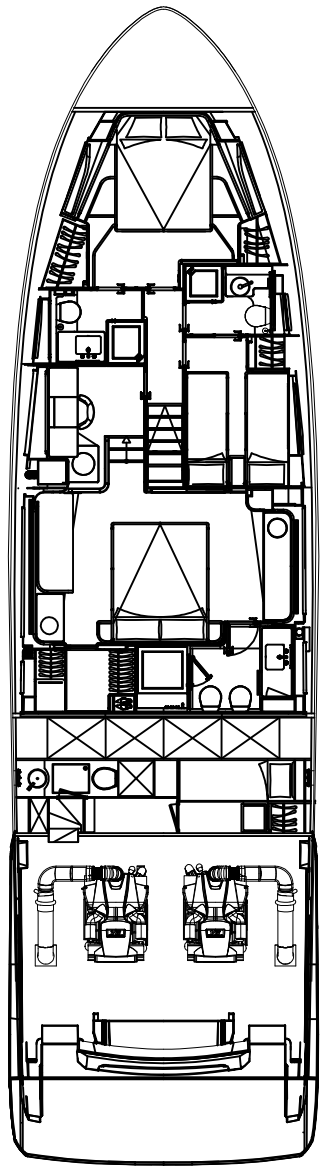

Ponte superiore / 1nd Deck

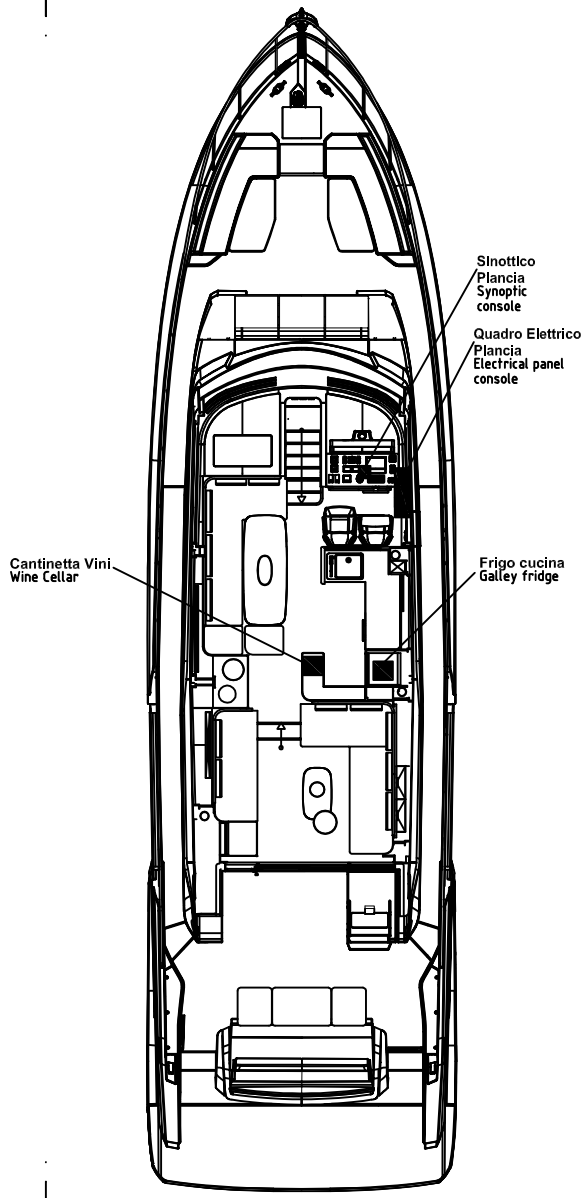

ELETTRONSEA	DATA	15/03/2024	FERRETTIYACHTS	F670MY PER MERCATO USA DISPOSIZIONE QUADRI ED UTENZE	File 02_MN_F670MY-62-USA
	DISEGN.	ES		Frigo Salone – Cucina Dinette – Galley Fridge	Commessa F670MY-62-USA
	VISTO				Foglio B36
	APPR.				Segue B37

Frigo Fly / Fly Fridge

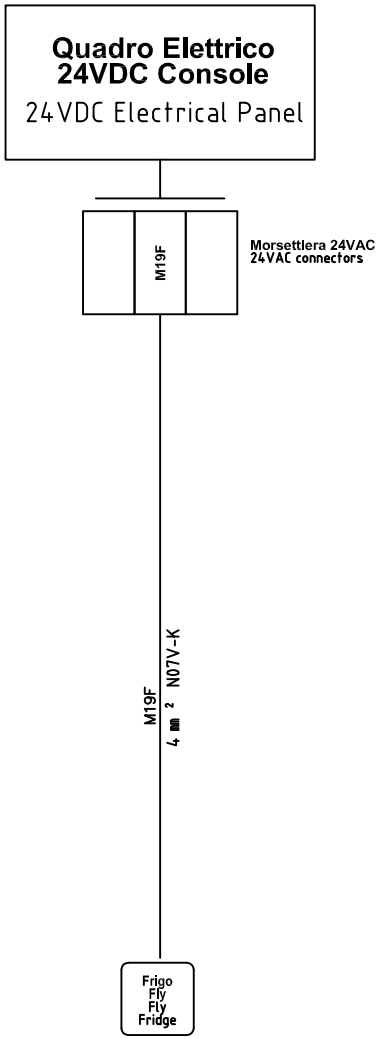

Fly / Flybridge

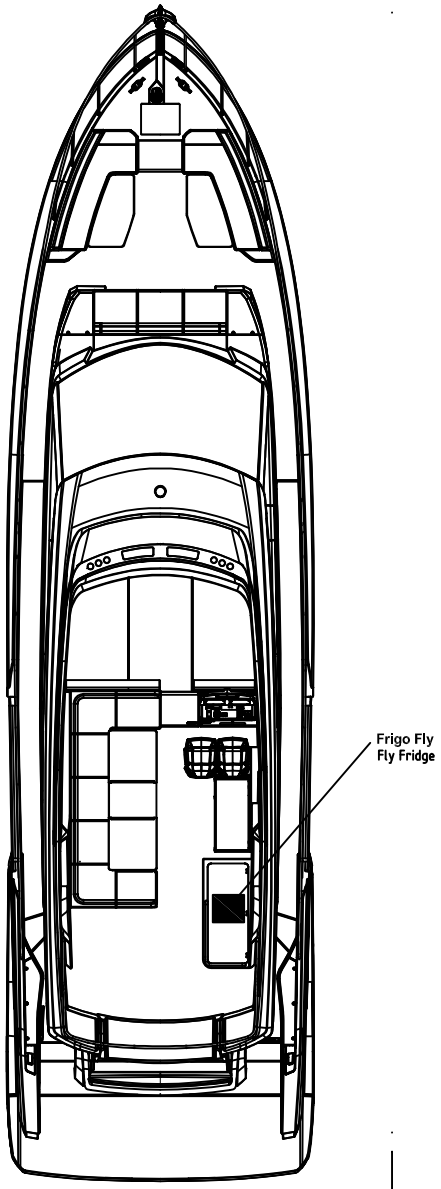

Ponte superiore / 1nd Deck

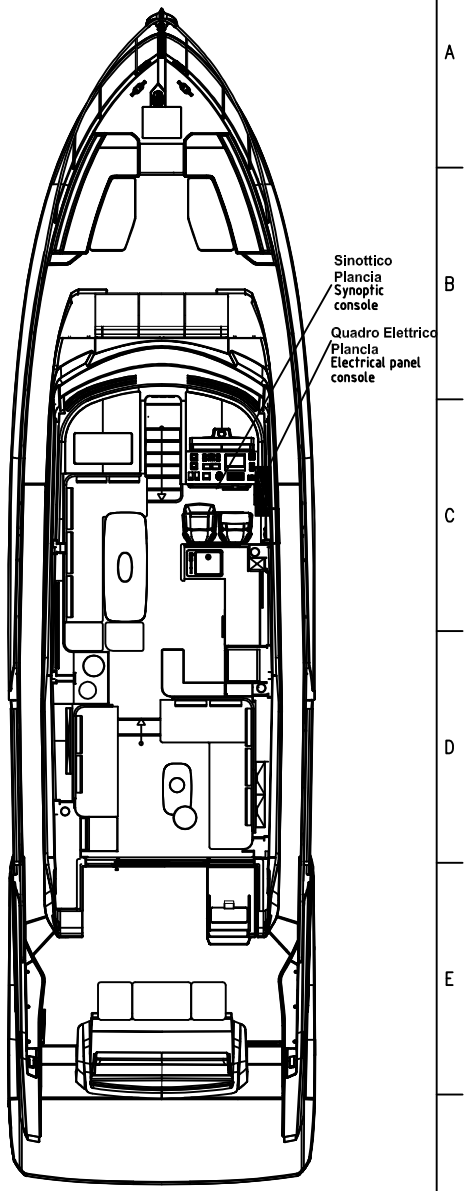

ELETTRONSEA	DATA	15/03/2024	FERRETTIYACHTS	F670MY PER MERCATO USA DISPOSIZIONE QUADRI ED UTENZE	File 02_MN_F670MY-62-USA
	DISEGN.	ES		Frigo Fly *Fly Fridge*	Commessa F670MY-62-USA
	VISTO				Foglio B37
	APPR.				Segue B38

Prese 12VDC / 12VDC Outlets

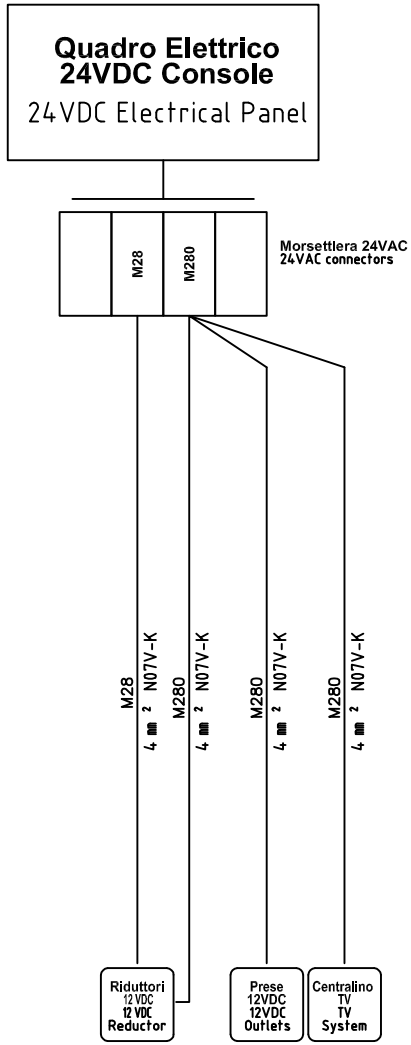

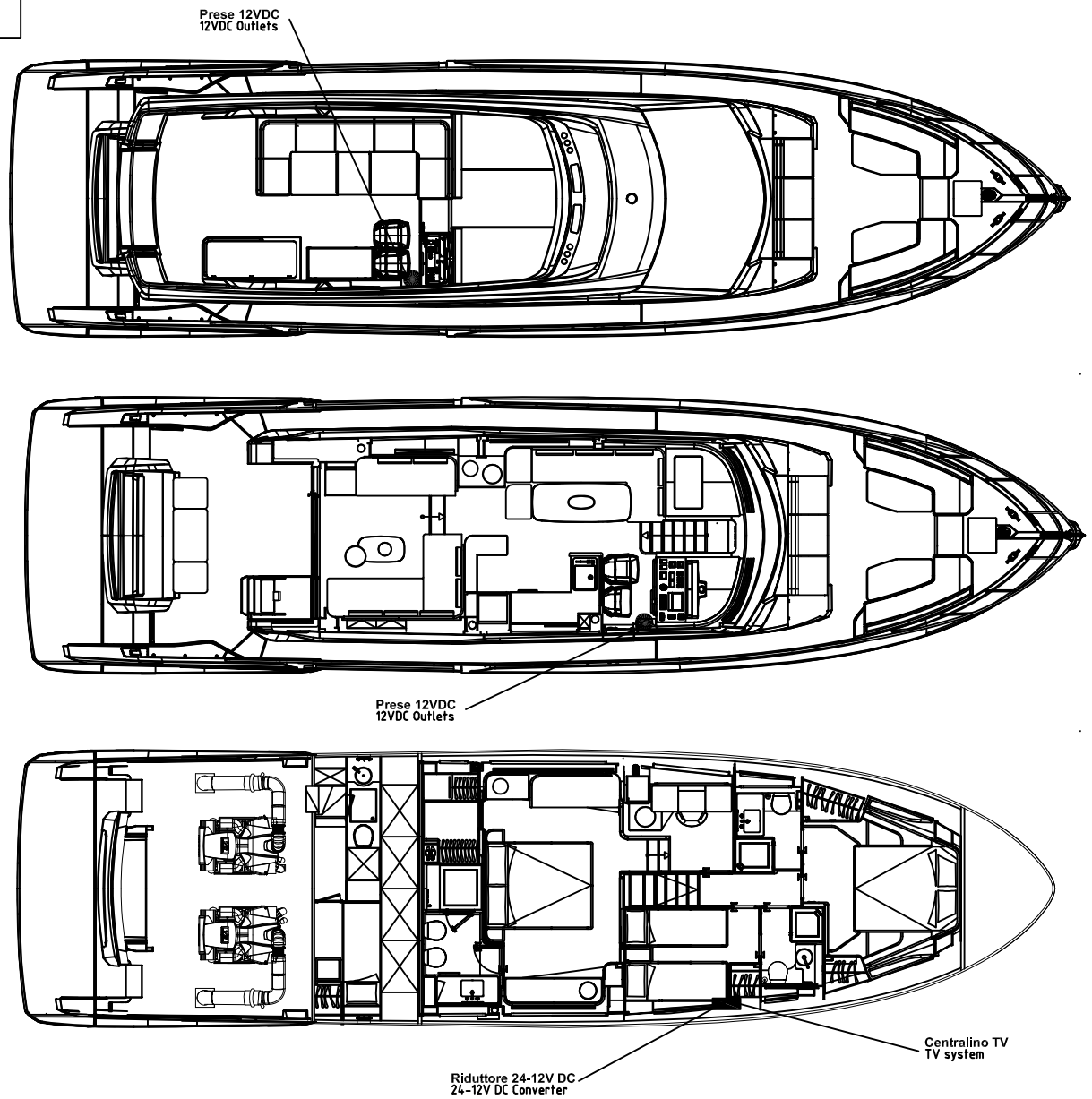

ELETTRONSEA	DATA	15/03/2024	FERRETTIYACHTS	F670MY PER MERCATO USA DISPOSIZIONE QUADRI ED UTENZE	File 02_MN_F670MY-62-USA
	DISEGN.	ES		Prese 12VDC 12VDC Outlets	Commessa F670MY-62-USA
	VISTO				Foglio B38
	APPR.				Segue B38A

Tende elettriche / Electric Awnings

Opzionale / Optional

Quadro Elettrico 24VDC
24VDC Electrical Panel

M80

Morsettiera 24VAC
24VAC connectors

M80 4 mm² N07V-K

T1-T8
Os1-Os8
Comandi Tende ed Oscuranti
Awnings Command and obscurant

Tenda
Awning

Oscurante
Obscurant

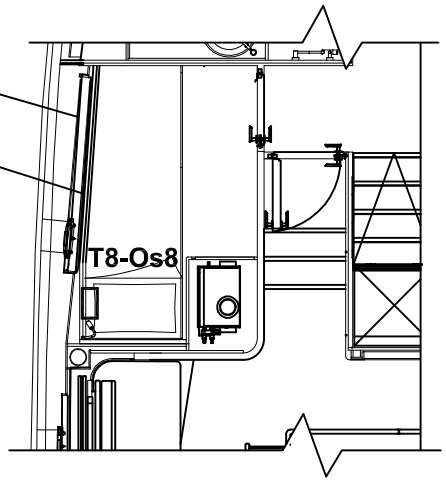

Ponte inferiore / 2nd Deck

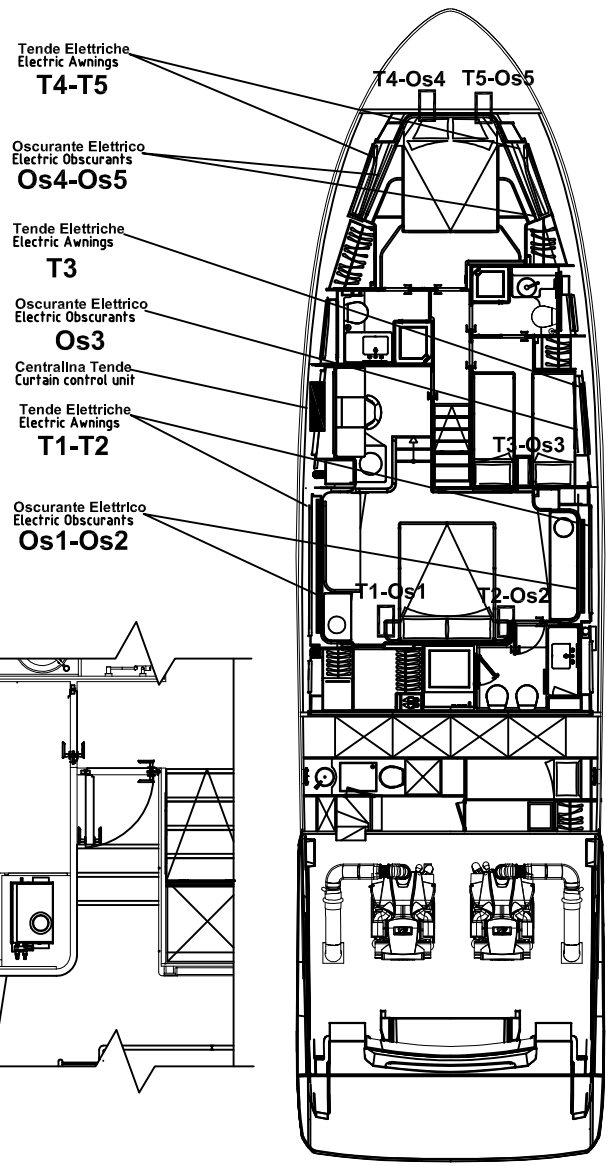

Ponte superiore / 1nd Deck

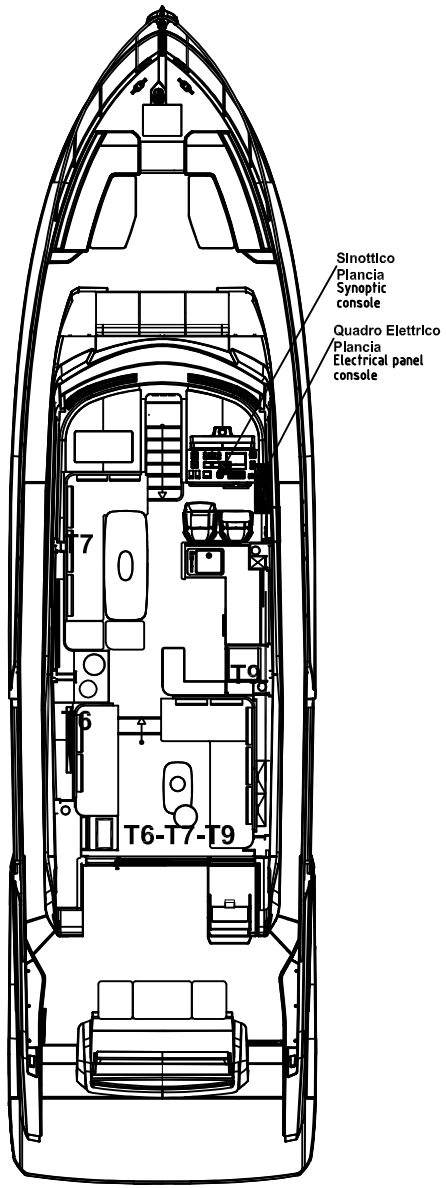

DATA	15/03/2024		
DISEGN.	ES		
VISTO			
APPR.			

ELETTRONSEA

FERRETTIYACHTS

F670MY PER MERCATO USA
DISPOSIZIONE QUADRI ED UTENZE

Tende elettriche ed oscuranti
Electric Awnings

File 02_MN_F670MY-62-USA

Commessa F670MY-62-USA

Foglio B38A
Segue B39

Sinto CD / CD Tuner

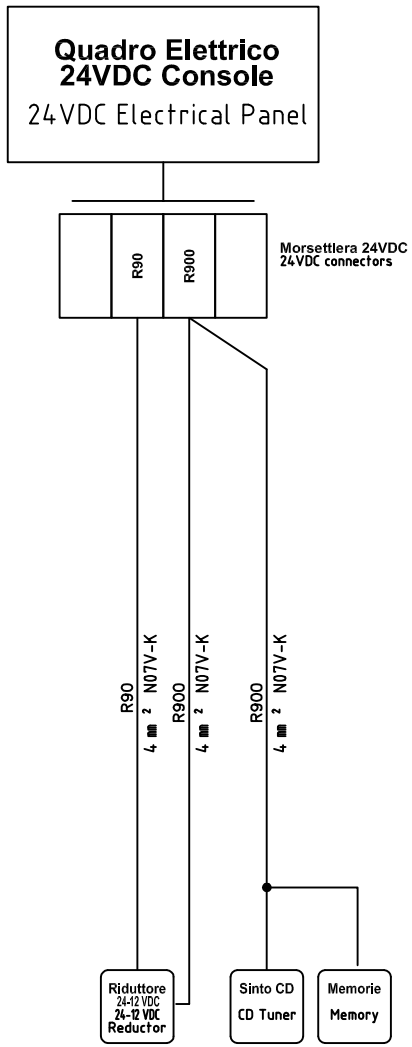

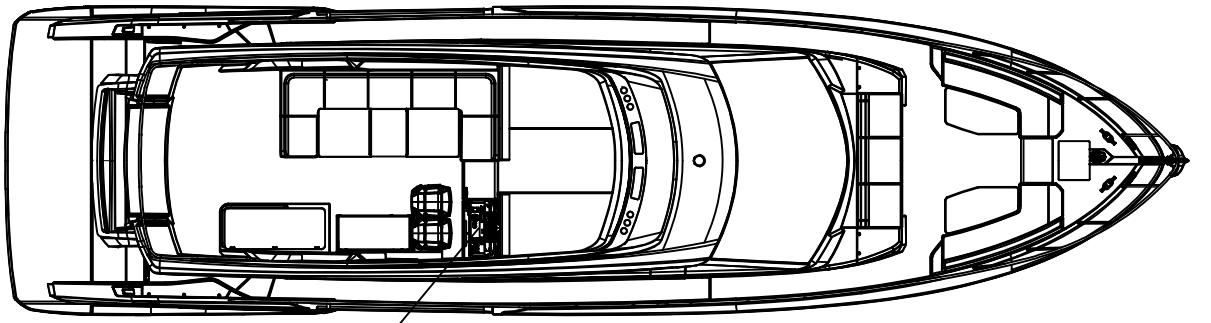

Fly / Flybridge

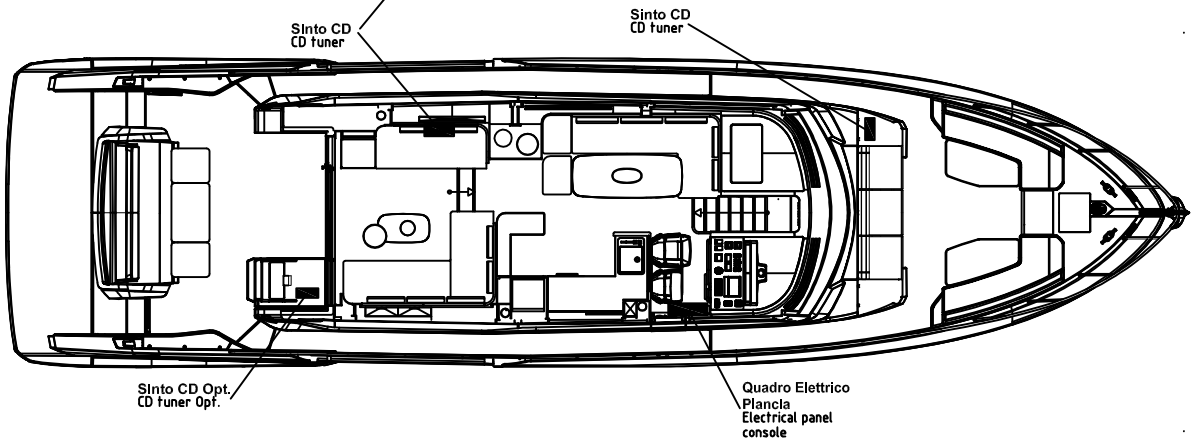

Ponte superiore / 1nd Deck

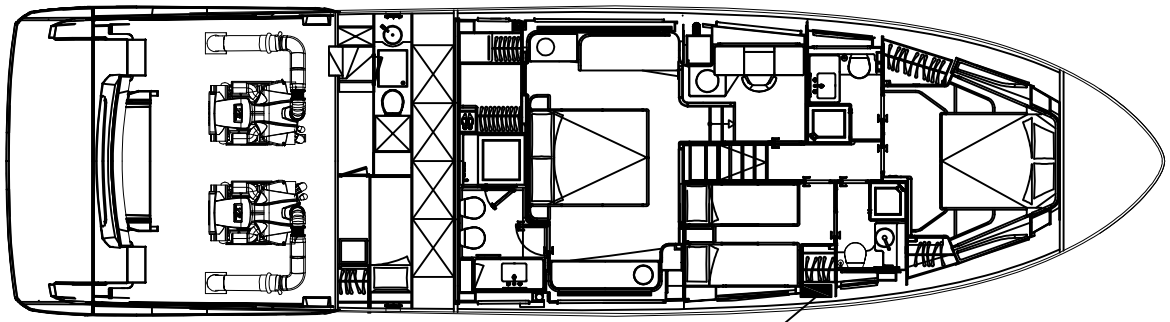

Ponte inferiore / 2nd Deck

ELETTRONSEA	DATA	15/03/2024	FERRETTIYACHTS	F670MY PER MERCATO USA DISPOSIZIONE QUADRI ED UTENZE	File 02_MN_F670MY-62-USA
	DISEGN.	ES		Sinto CD CD Tuner	Commessa F670MY-62-USA
	VISTO				Foglio B39
	APPR.				Segue B40

Tromba - Tergi / Horn - Wiper

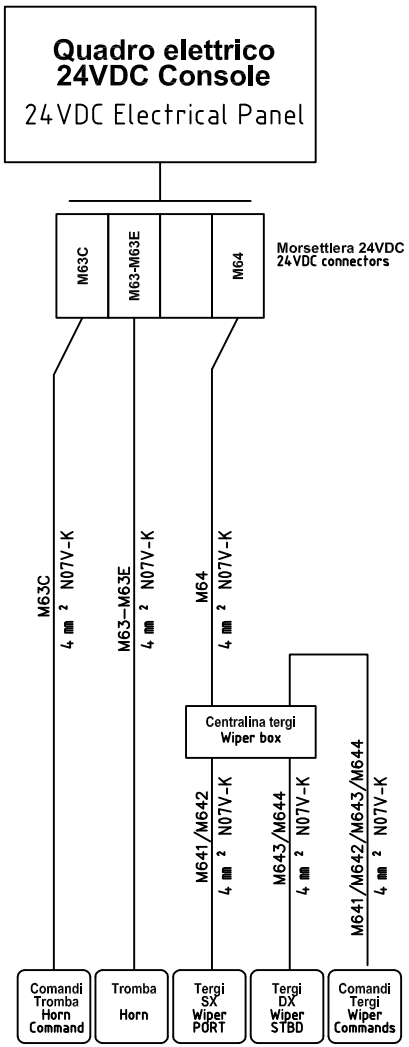

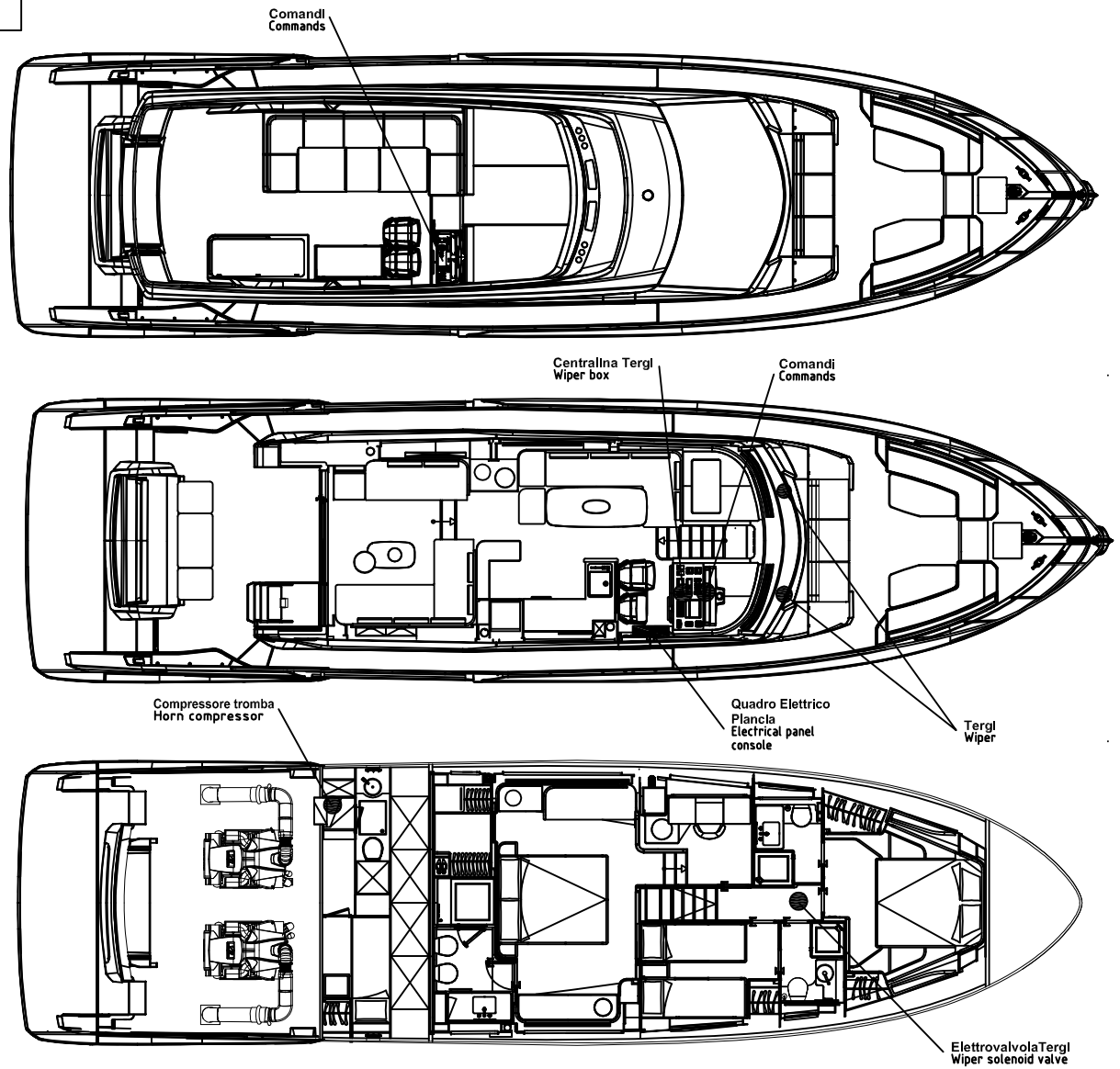

ELETTRONSEA	DATA	15/03/2024	
	DISEGN.	ES	
	VISTO		
	APPR.		

FERRETTIYACHTS

DISPOSIZIONE QUADRI ED UTENZE

Tromba – Tergi
Horn – Wiper

File: 02_MN_F670MY-62-USA

Commessa: F670MY-62-USA

Foglio: B40

Segue: B41

Radio VHF / VHF radio

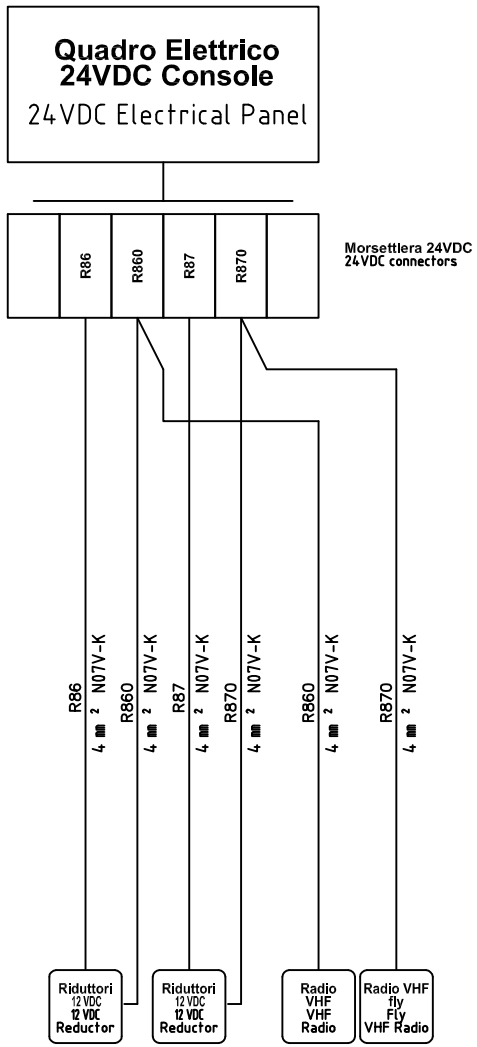

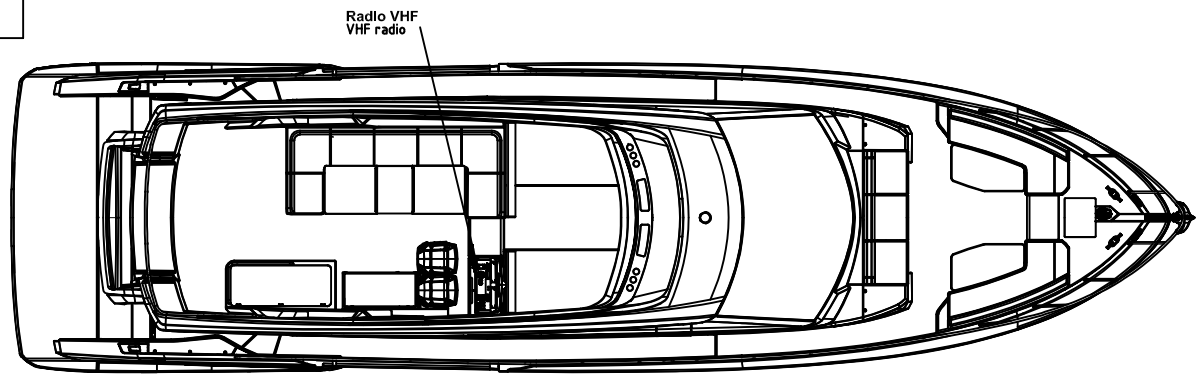

Fly / Flybridge

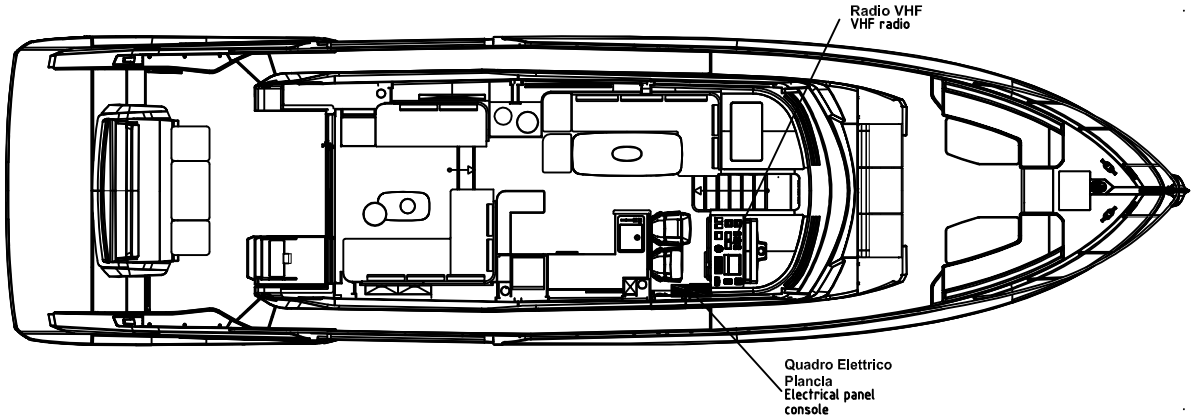

Ponte superiore / 1nd Deck

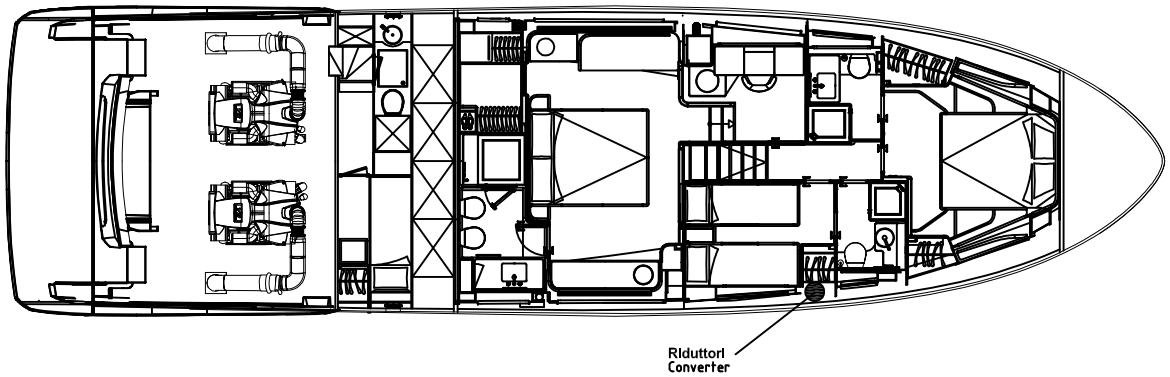

Ponte inferiore / 2nd Deck

ELETTRONSEA	DATA	15/03/2024	
	DISEGN.	ES	
	VISTO		
	APPR.		

FERRETTIYACHTS

F670MY PER MERCATO USA
DISPOSIZIONE QUADRI ED UTENZE

Radio VHF
VHF radio

File 02_MN_F670MY-62-USA

Commessa F670MY-62-USA

Foglio B41
Segue B42

Navigatore, Radar / Navigator, Radar

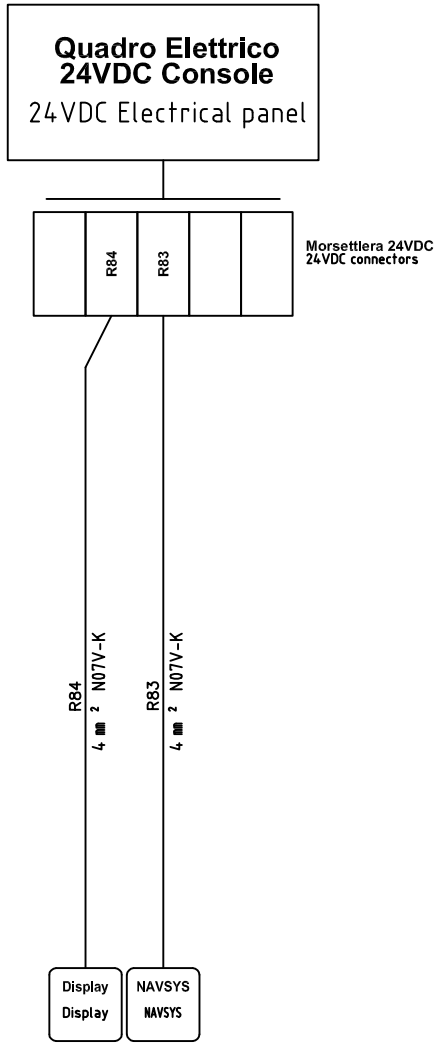

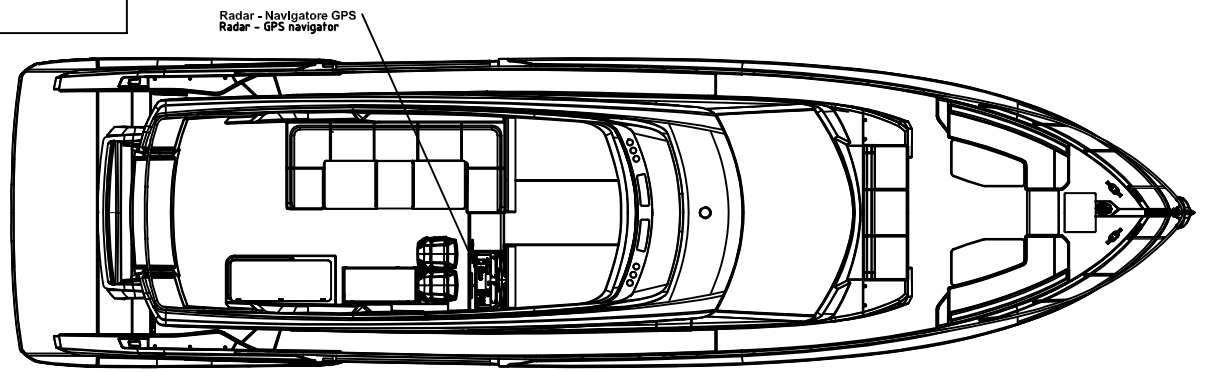

Fly / Flybridge

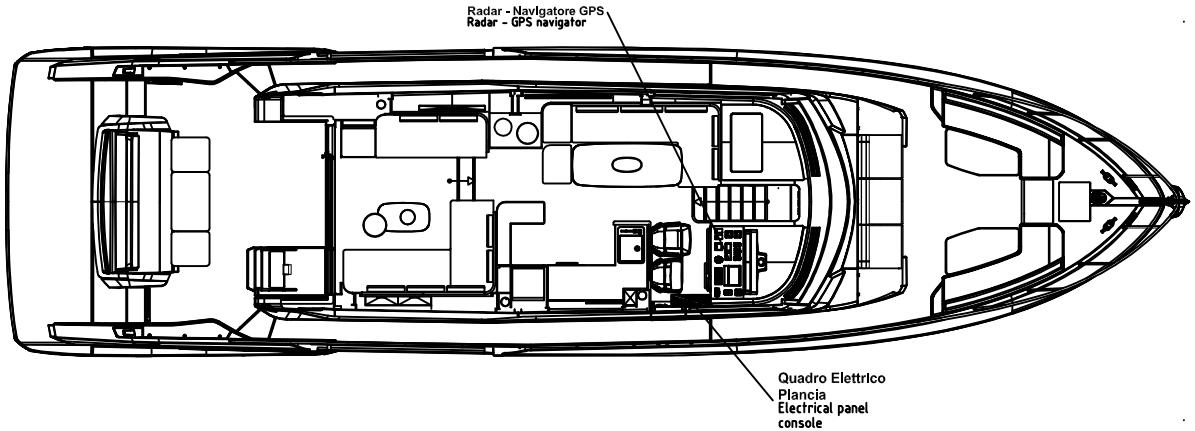

Ponte superiore / 1nd Deck

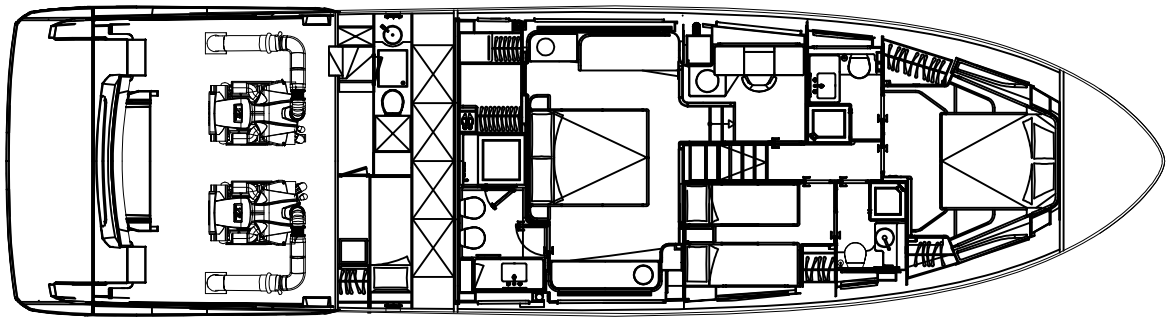

Ponte inferiore / 2nd Deck

ELETTRONSEA	DATA	15/03/2024	FERRETTIYACHTS	F670MY PER MERCATO USA DISPOSIZIONE QUADRI ED UTENZE	File 02_MN_F670MY-62-USA
	DISEGN.	ES		Navigatore, Radar, Autopilota *Navigator, Radar, Autopilot*	Commessa F670MY-62-USA
	VISTO				Foglio B42
	APPR.				Segue B43

Interceptors / Interceptors

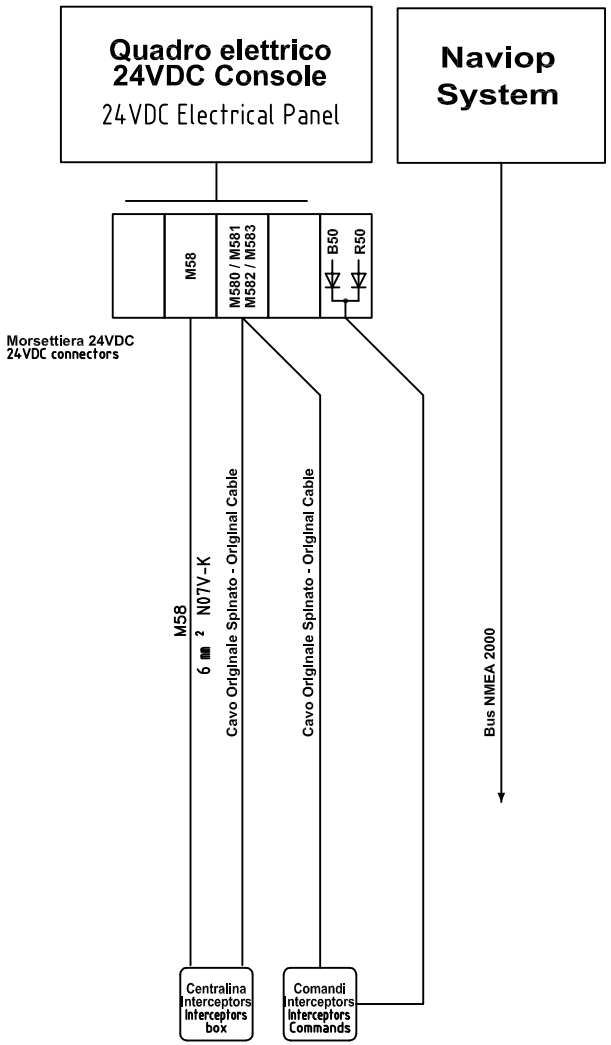

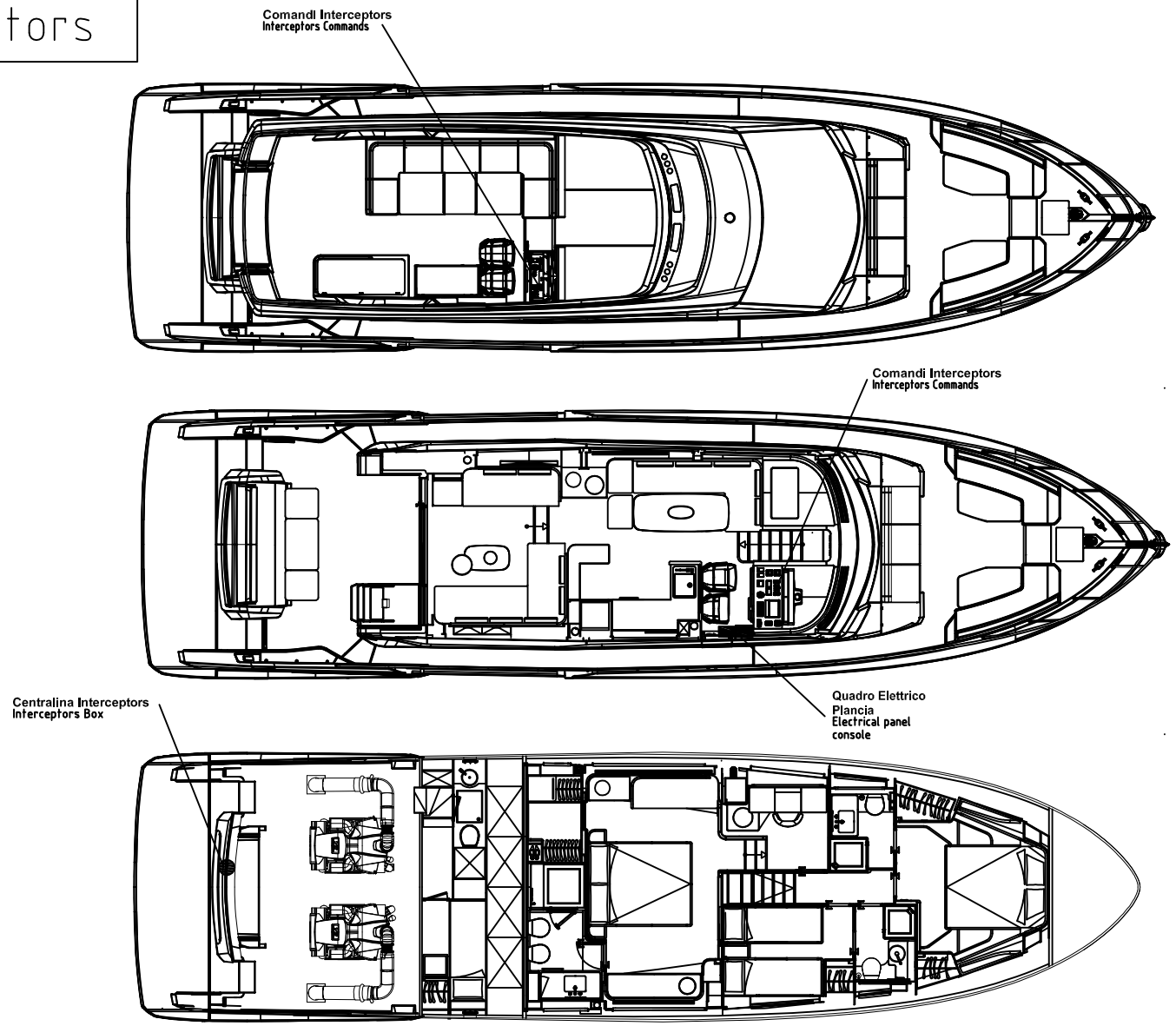

ELETTRONSEA	DATA	15/03/2024	FERRETTIYACHTS	F670MY PER MERCATO USA DISPOSIZIONE QUADRI ED UTENZE	File 02_MN_F670MY-62-USA
	DISEGN.	ES		Interceptors *Interceptors*	Commessa F670MY-62-USA
	VISTO				Foglio B43
	APPR.				Segue B44

Comandi elica di manovra / Bow thruster command

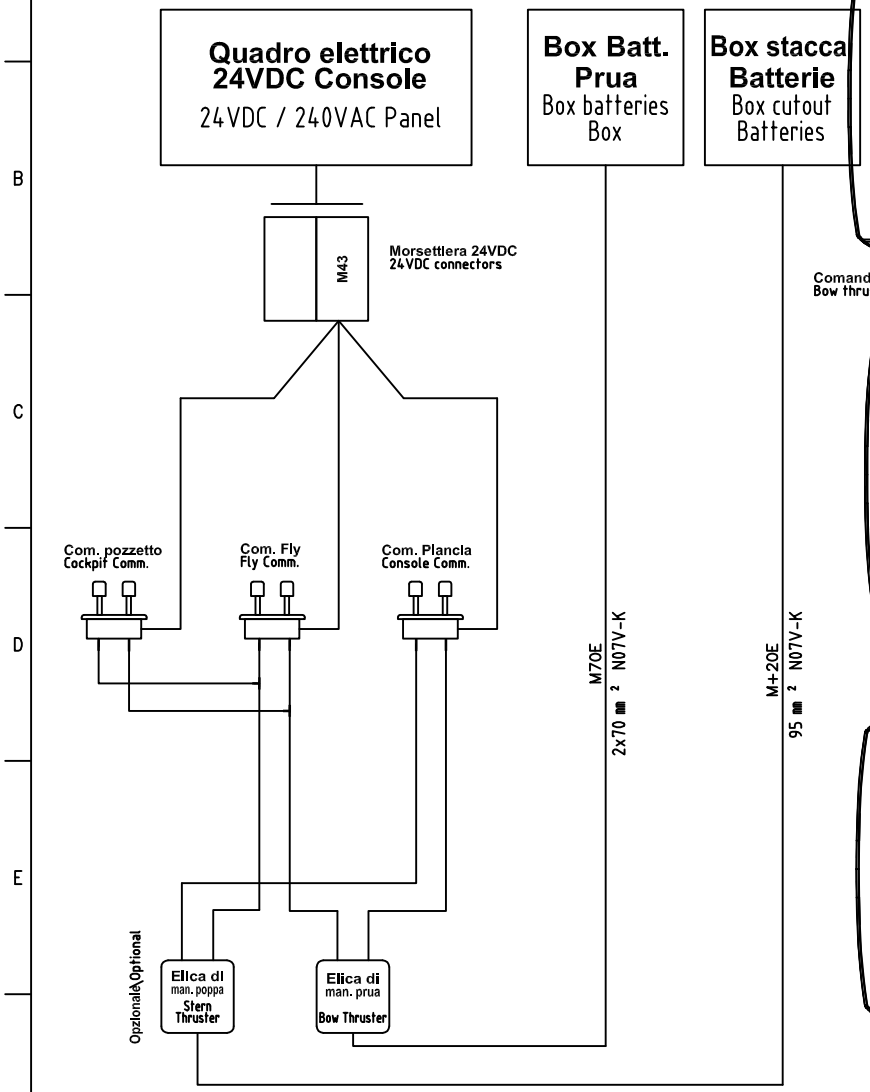

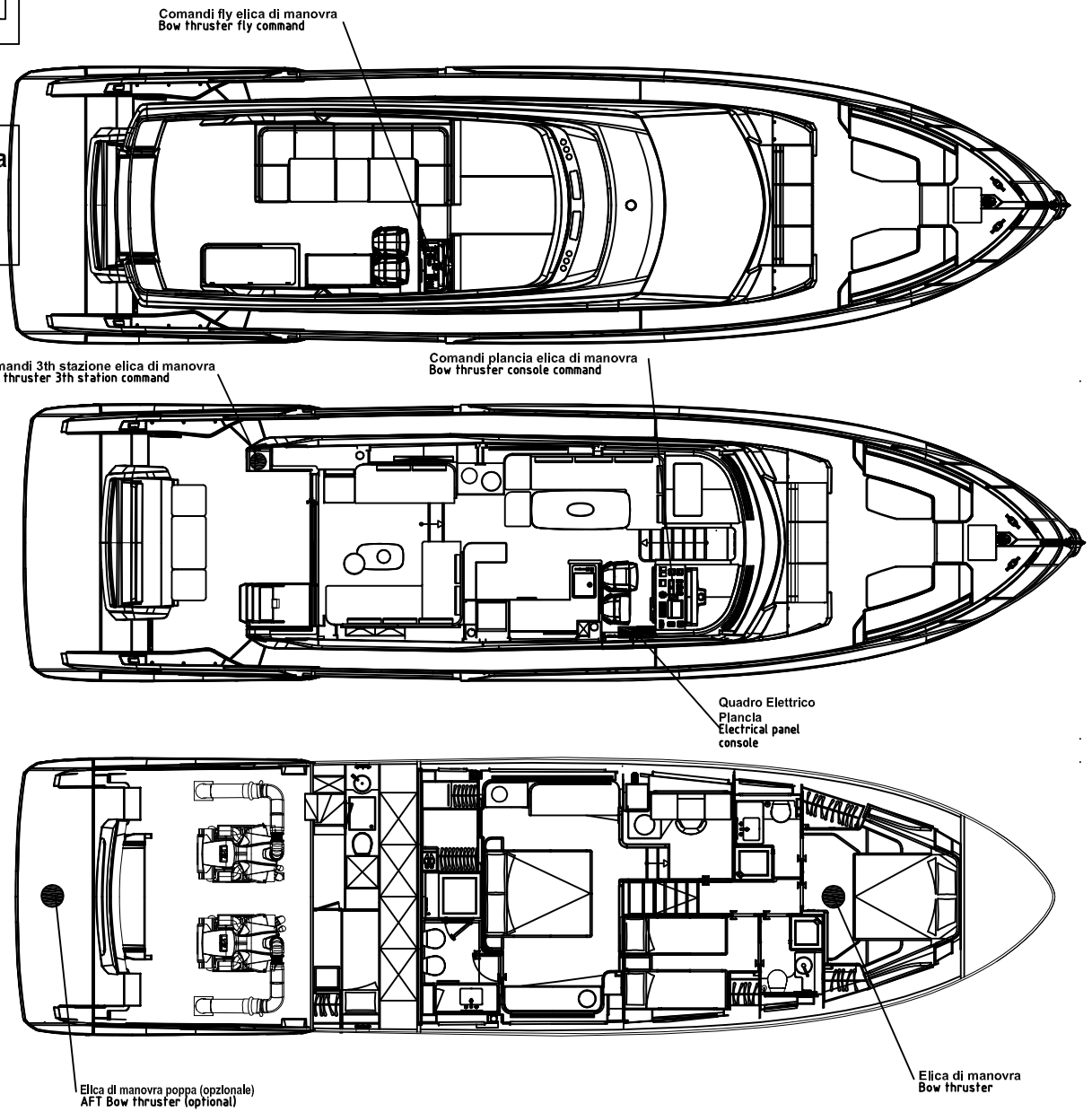

ELETTRONSEA	DATA	15/03/2024	FERRETTIYACHTS	F670MY PER MERCATO USA DISPOSIZIONE QUADRI ED UTENZE
	DISEGN.	ES		Comandi elica di manovra *Bow thruster command*
	VISTO			
	APPR.			

File: 02_MN_F670MY-62-USA

Commessa: F670MY-62-USA

Foglio: B44

Segue: B45

Tonneggi / Winches

Opzionale / Optional

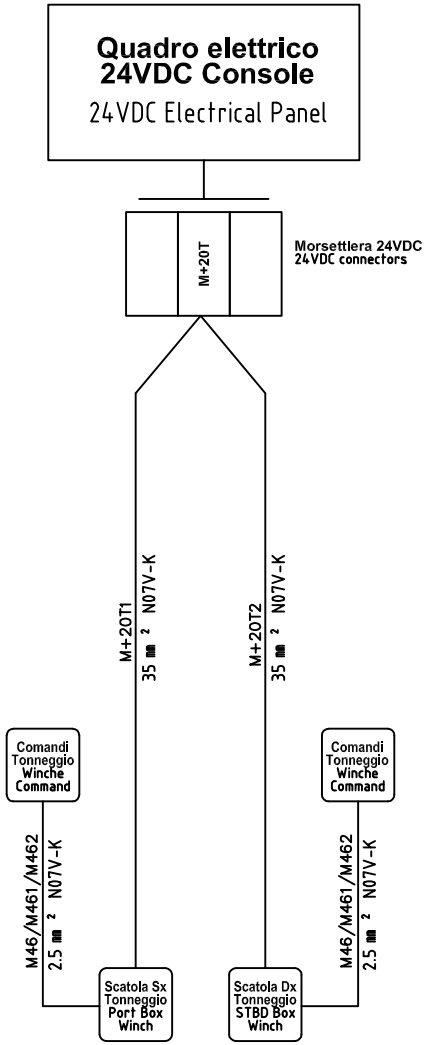

Ponte inferiore / 2nd Deck

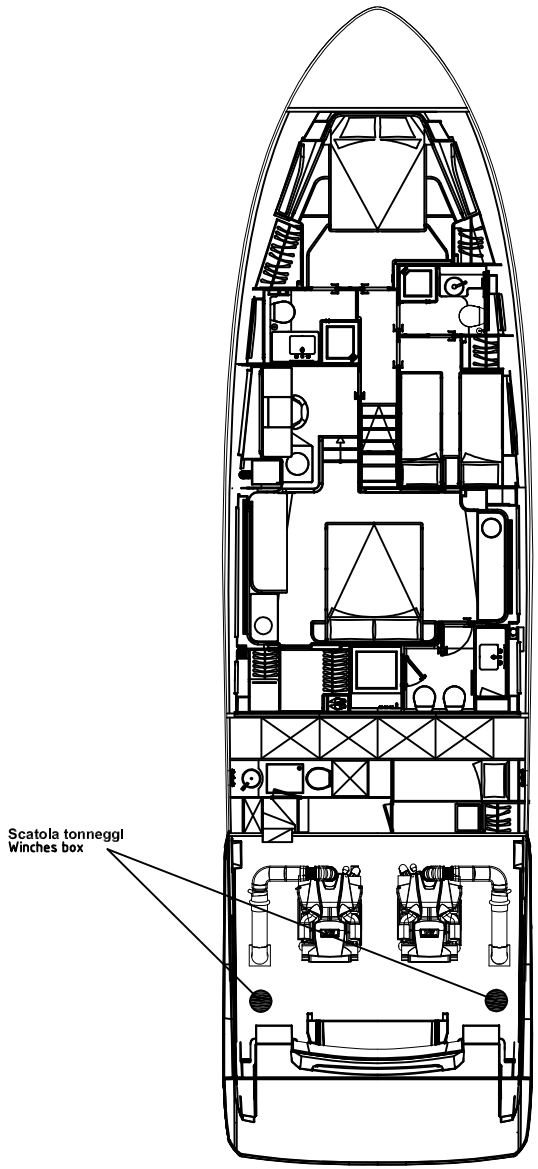

Ponte superiore / 1nd Deck

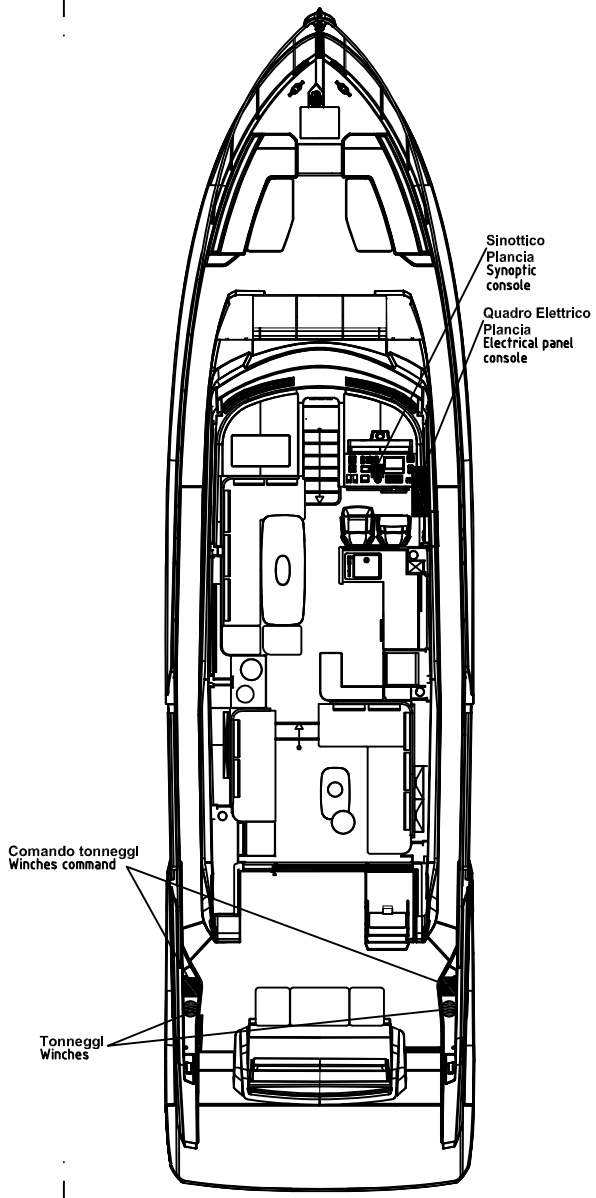

ELETTRONSEA	DATA	15/03/2024	FERRETTIYACHTS	F670MY PER MERCATO USA DISPOSIZIONE QUADRI ED UTENZE	File 02_MN_F670MY-62-USA
	DISEGN.	ES		Tonneggi *Winches*	Commessa F670MY-62-USA
	VISTO				Foglio B45
	APPR.				Segue B46

Verricello / Windlass

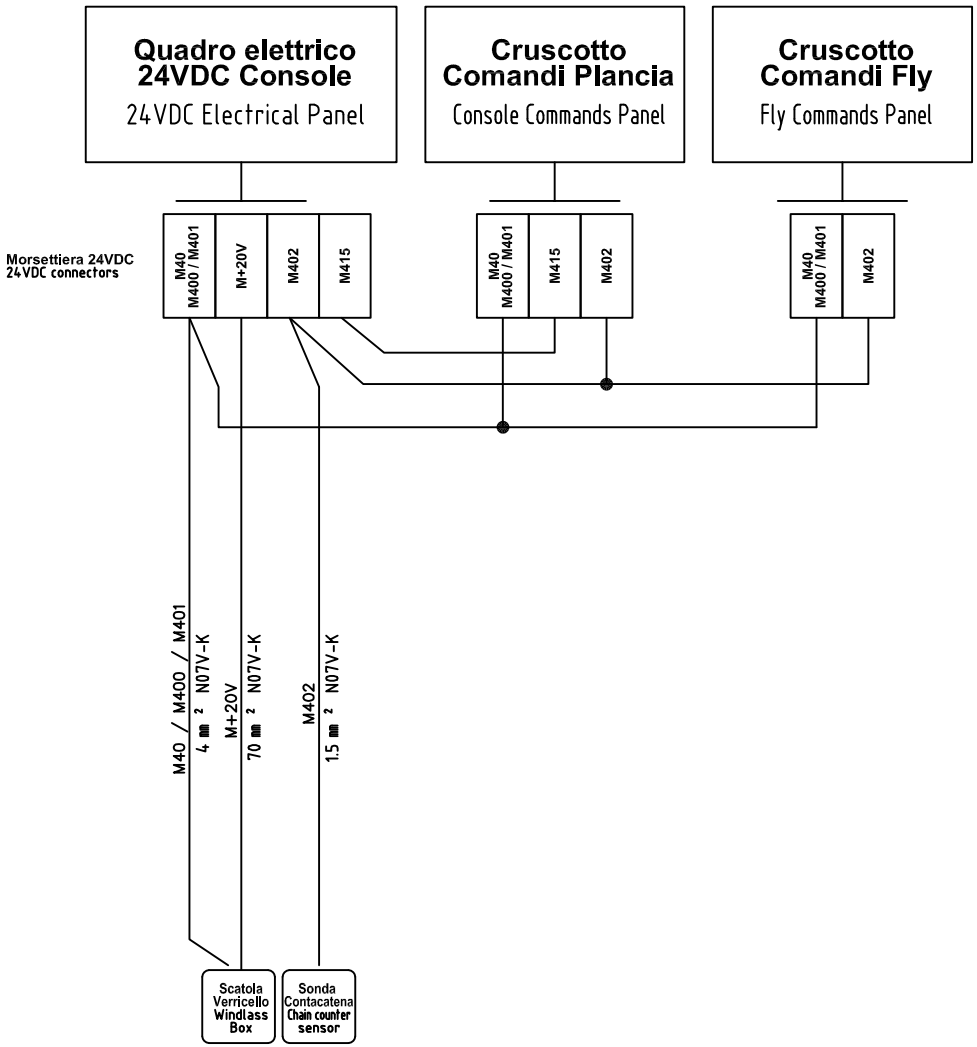

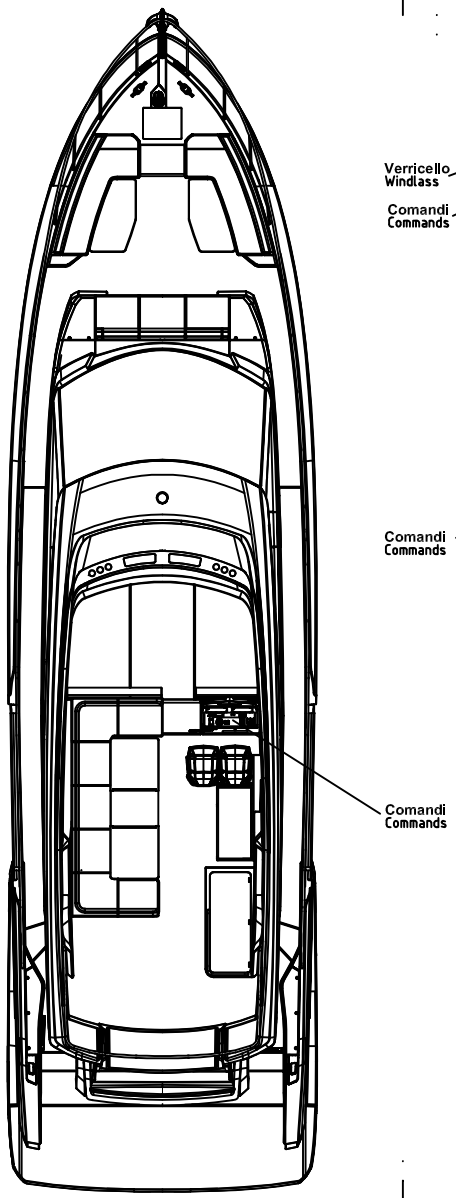

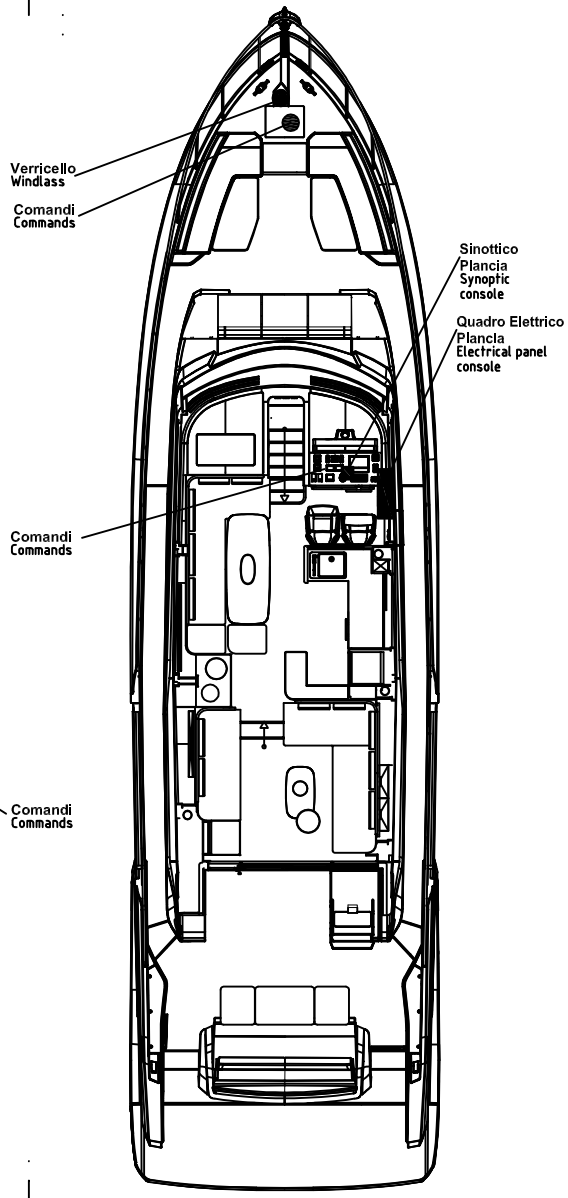

DATA	15/03/2024	
DISEGN.	ES	
VISTO		
APPR.		

FERRETTIYACHTS

F670MY PER MERCATO USA
DISPOSIZIONE QUADRI ED UTENZE

Verricello
Windlass

File 02_MN_F670MY-62-USA

Commessa F670MY-62-USA

Foglio B46
Segue B47

Avviamento motori / Engine start

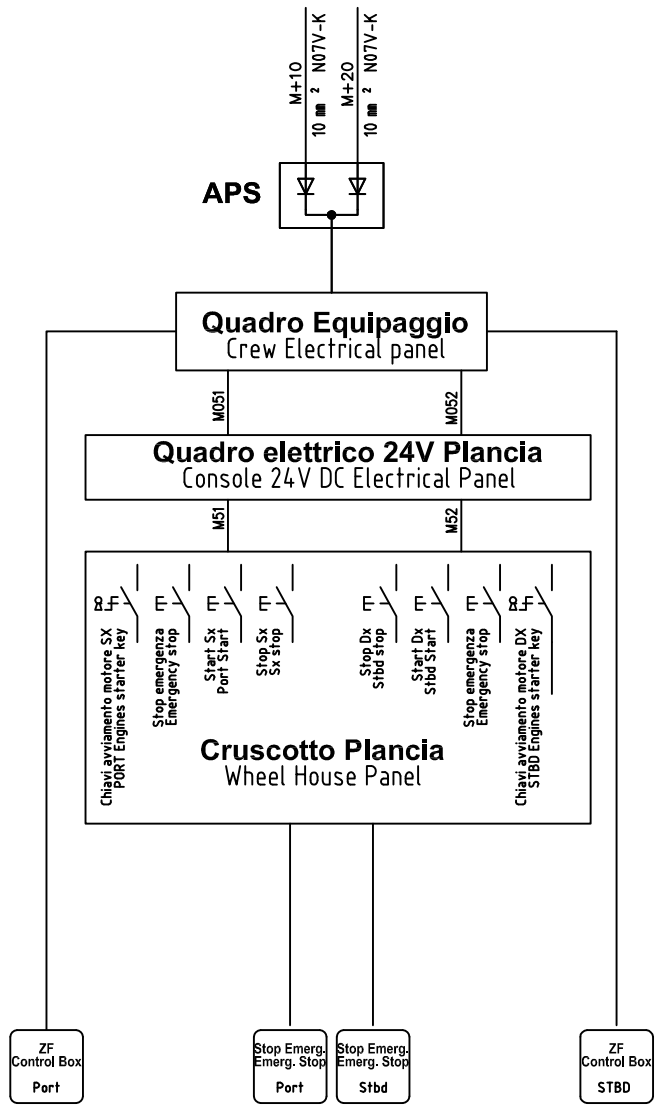

Ponte inferiore / 2nd Deck

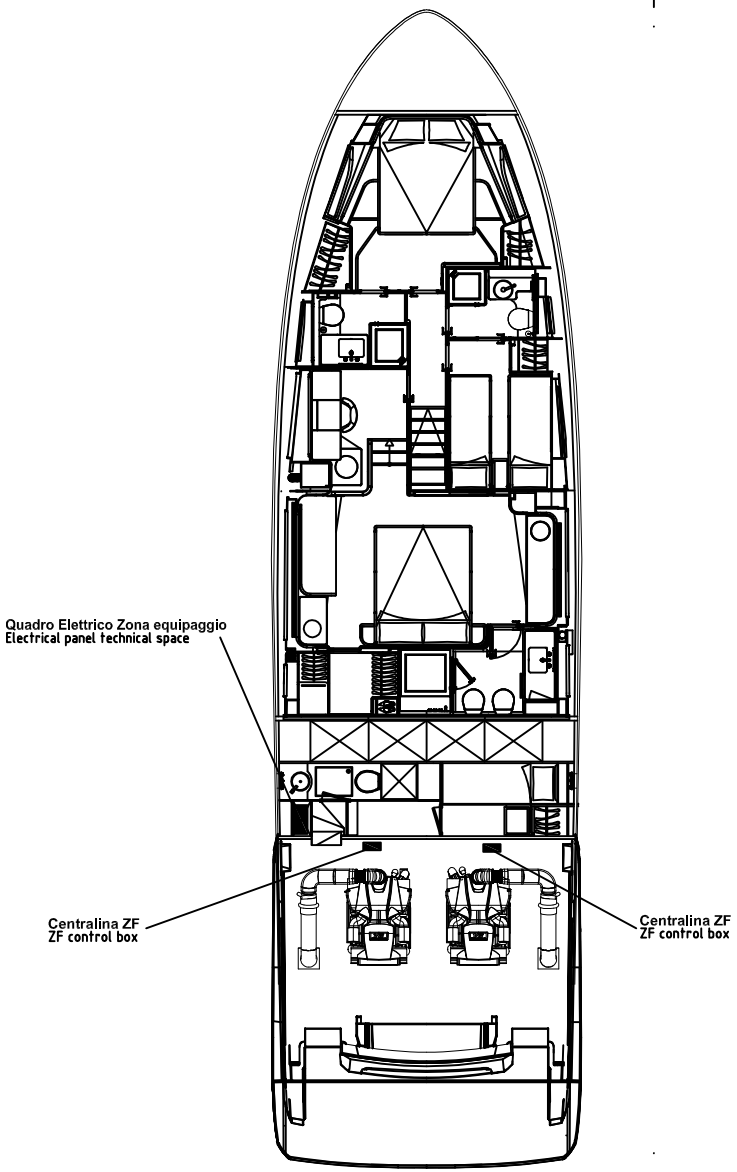

Ponte superiore / 1nd Deck

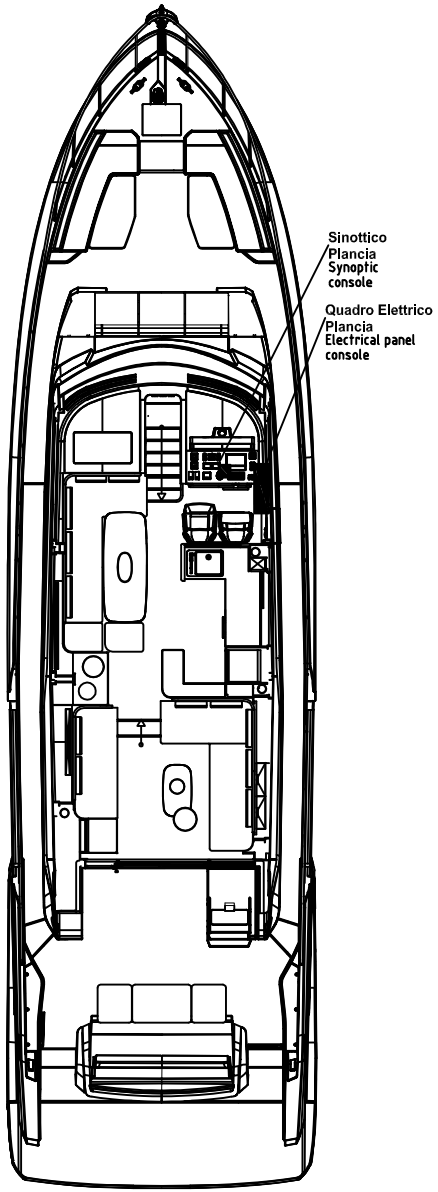

ELETTRONSEA	DATA	15/03/2024	FERRETTIYACHTS	F670MY PER MERCATO USA DISPOSIZIONE QUADRI ED UTENZE	File 02_MN_F670MY-62-USA
	DISEGN.	ES		Avviamento motori *Engine start*	Commessa F670MY-62-USA
	VISTO				Foglio B47
	APPR.				Segue B48

Avvolgicavo / Glendinning

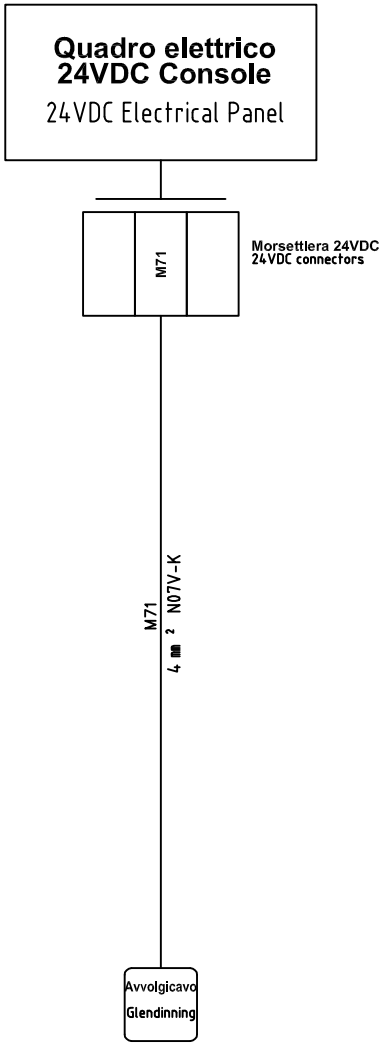

Ponte inferiore / 2nd Deck

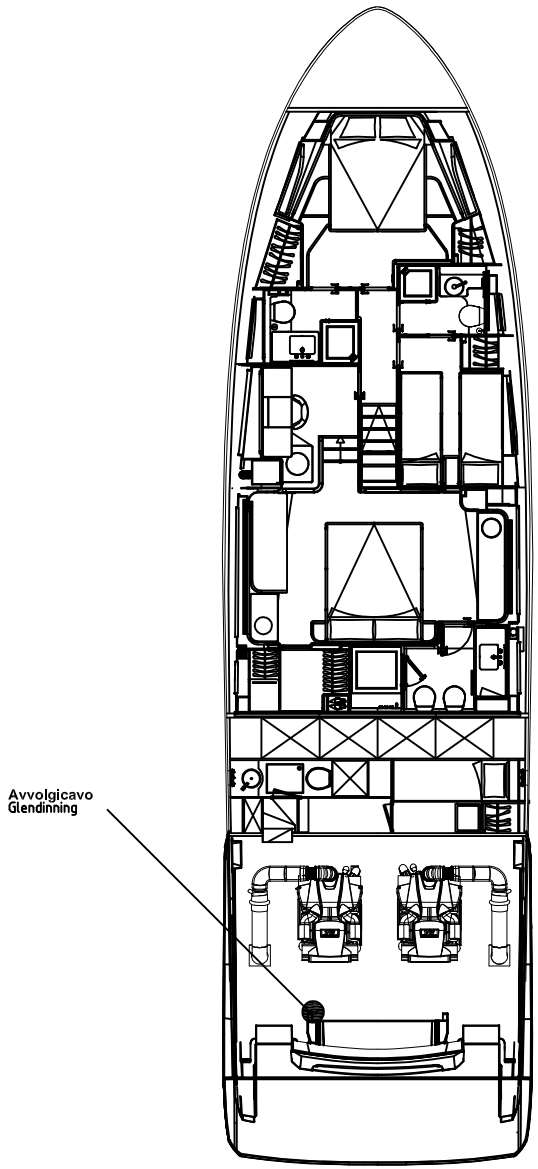

Ponte superiore / 1nd Deck

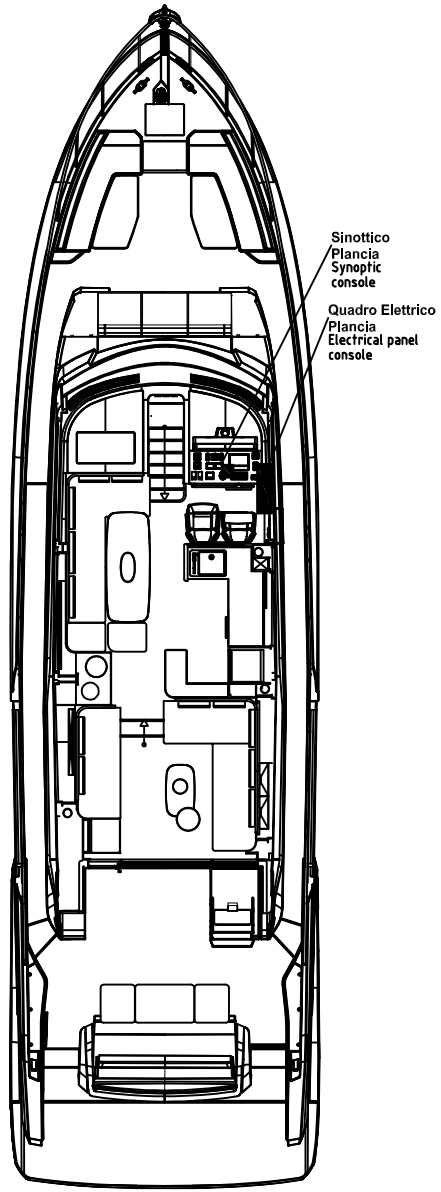

ELETTRONSEA	DATA	15/03/2024	FERRETTIYACHTS	F670MY PER MERCATO USA DISPOSIZIONE QUADRI ED UTENZE	File 02_MN_F670MY-62-USA	=
	DISEGN.	ES				+
	VISTO			Avvolgicavo *Glendinning*	Commessa F670MY-62-USA	Foglio B48
	APPR.					Segue B49

Carica Batterie Generatore / Genset Battery Charger

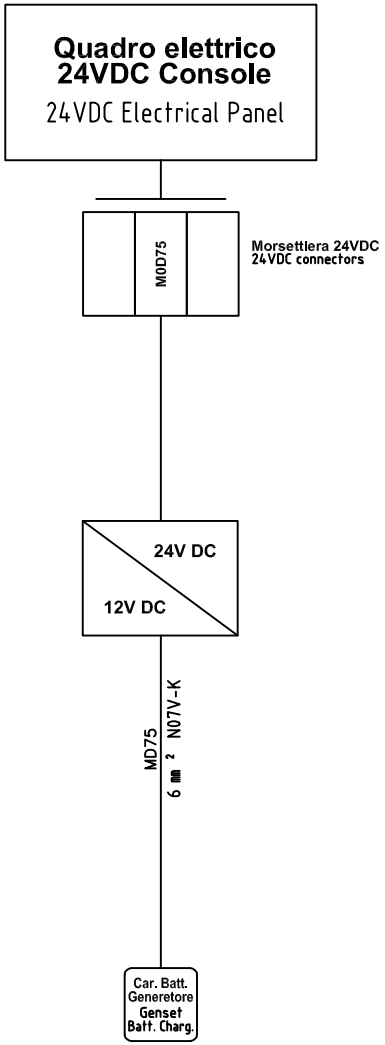

Ponte inferiore / 2nd Deck

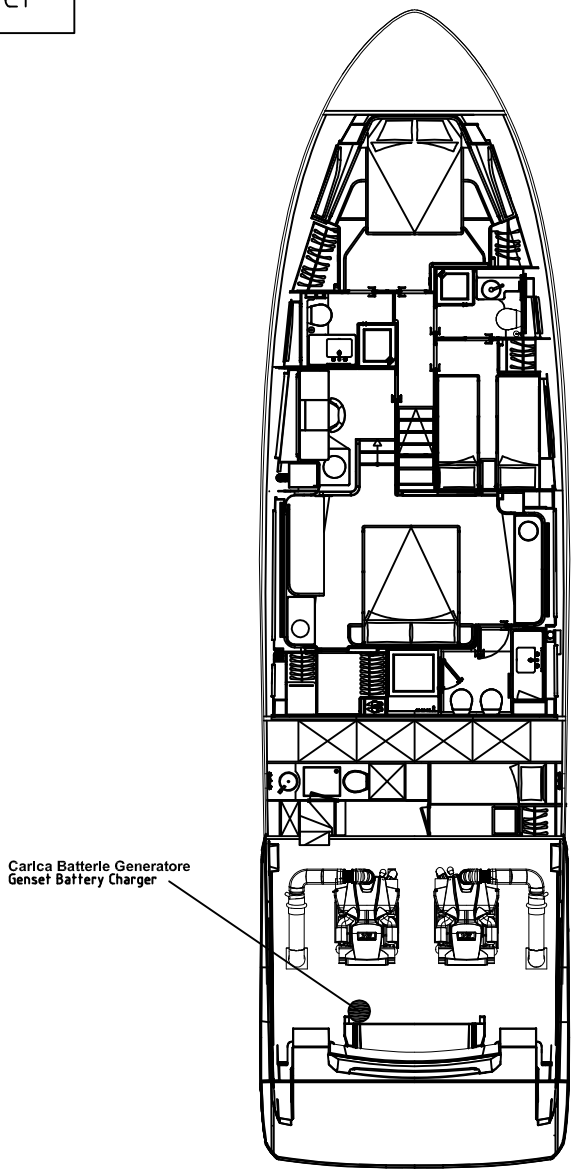

Ponte superiore / 1nd Deck

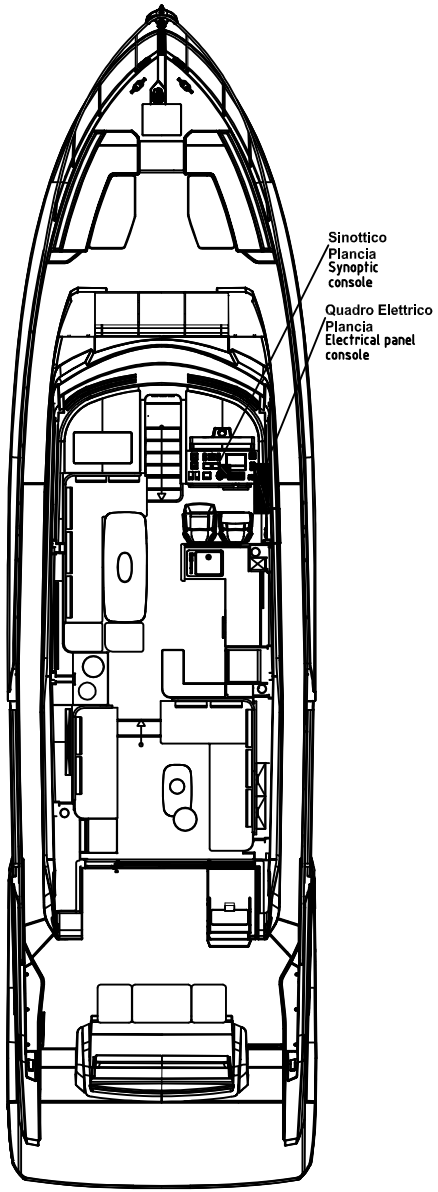

ELETTRONSEA	DATA	15/03/2024	FERRETTIYACHTS	F670MY PER MERCATO USA DISPOSIZIONE QUADRI ED UTENZE	File 02_MN_F670MY-62-USA
	DISEGN.	ES		Carica Batterie Generatore *Genset Battery Charger*	Commessa F670MY-62-USA
	VISTO				Foglio B49
	APPR.				Segue B50

Quadro elettrico 120-240VAC Plancia / 120-240VAC Panel

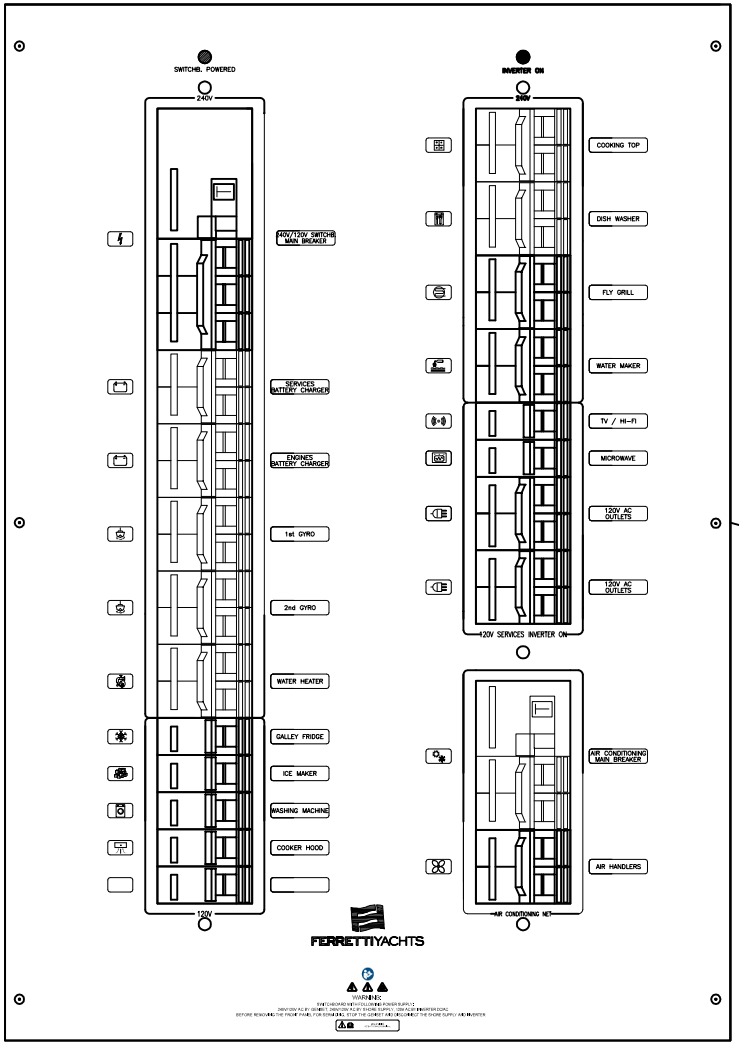

Ponte superiore / 1nd Deck

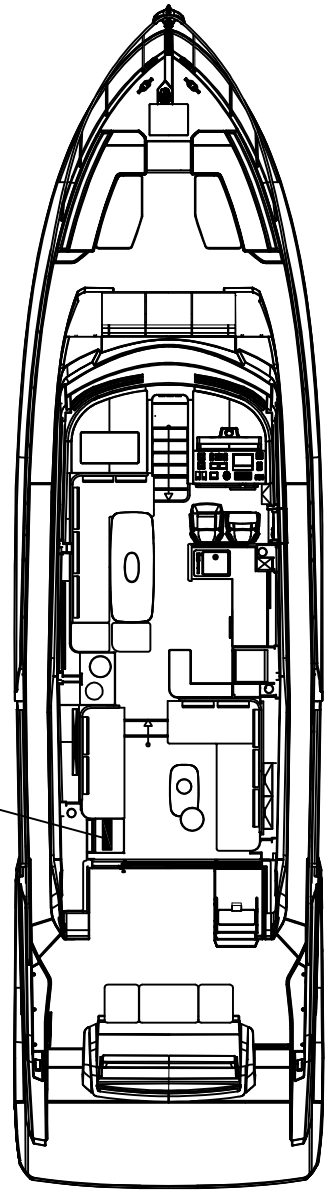

ELETTRONSEA	DATA	15/03/2024	FERRETTIYACHTS	F670MY PER MERCATO USA DISPOSIZIONE QUADRI ED UTENZE	File 02_MN_F670MY-62-USA	=
	DISEGN.	ES				+
	VISTO			Quadro elettrico 120-240VAC 120-240VAC Panel	Commessa F670MY-62-USA	Foglio B50 Segue B51
	APPR.					

Carica batterie / Battery charger

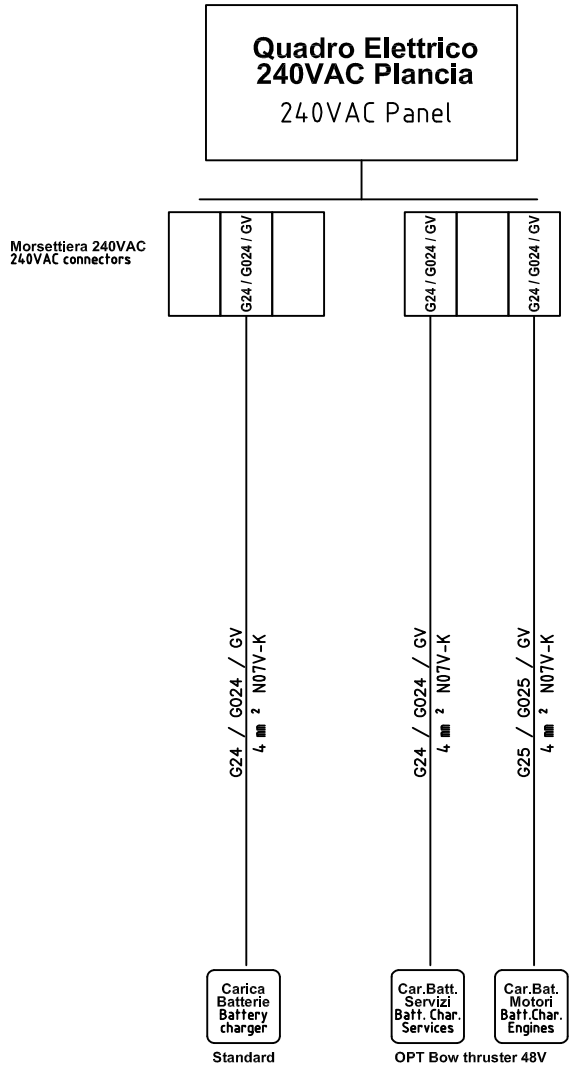

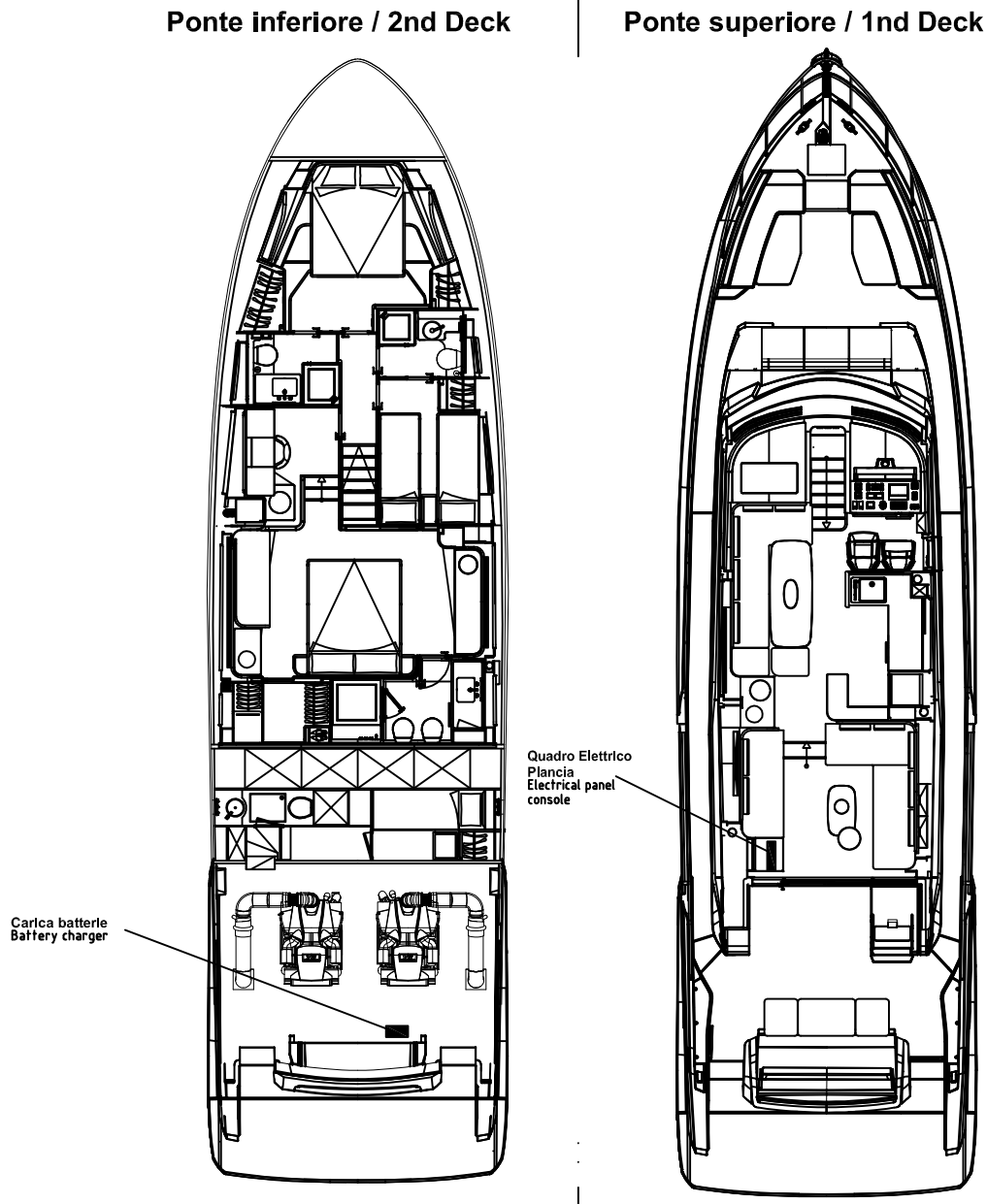

ELETTRONSEA	DATA	15/03/2024	FERRETTIYACHTS	F670MY PER MERCATO USA DISPOSIZIONE QUADRI ED UTENZE	File 02_MN_F670MY-62-USA
	DISEGN.	ES		Carica batterie *Battery charger*	Commessa F670MY-62-USA
	VISTO				Foglio B51
	APPR.				Segue B52

ELETTRONSEA	DATA	15/03/2024	FERRETTIYACHTS	F670MY PER MERCATO USA DISPOSIZIONE QUADRI ED UTENZE	File 02_MN_F670MY-62-USA	=
	DISEGN.	ES				+
	VISTO			Disponibile *Available*	Commessa F670MY-62-USA	Foglio B52
	APPR.					Segue B53

Aria condizionata / Air conditioned

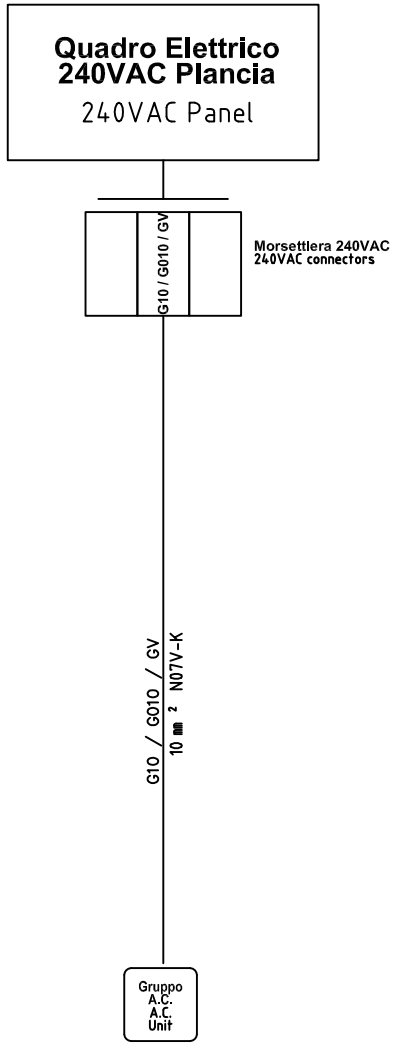

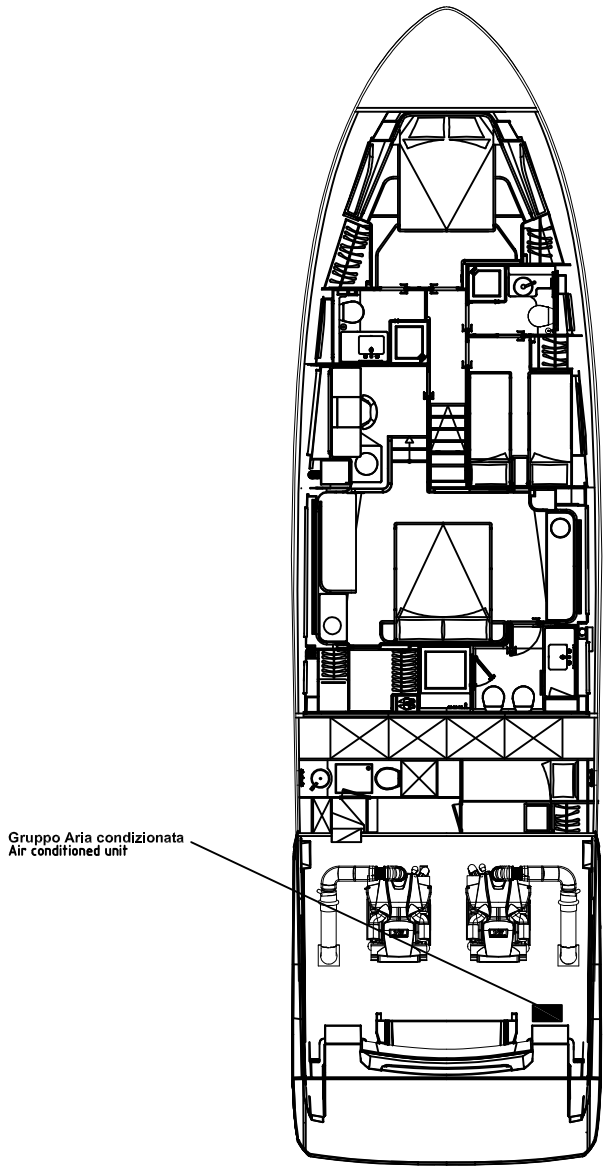

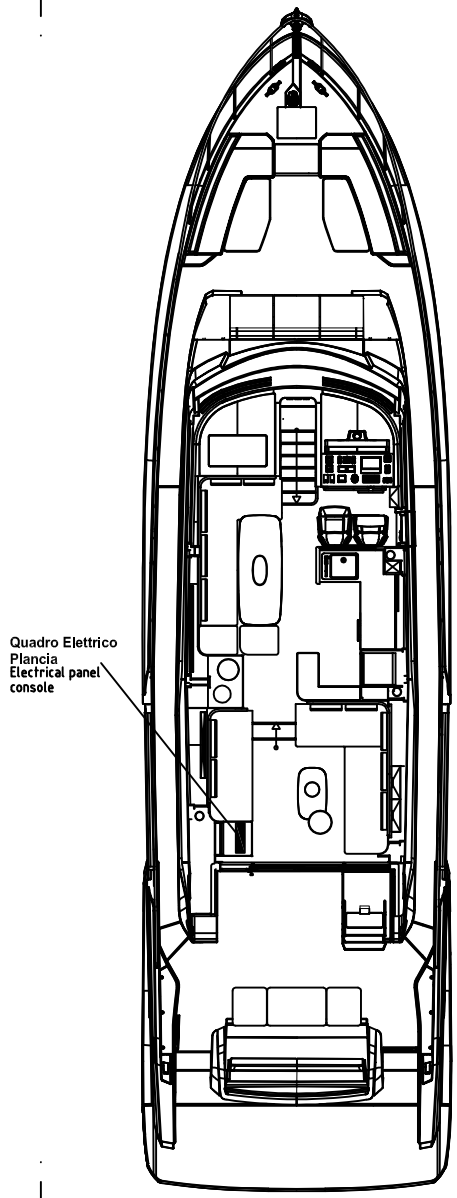

ELETTRONSEA	DATA	15/03/2024	FERRETTIYACHTS	F670MY PER MERCATO USA DISPOSIZIONE QUADRI ED UTENZE	File 02_MN_F670MY-62-USA
	DISEGN.	ES		Aria condizionata *Air conditioned*	Commessa F670MY-62-USA
	VISTO				Foglio B53
	APPR.				Segue B54

Ventilatori / Fan coil

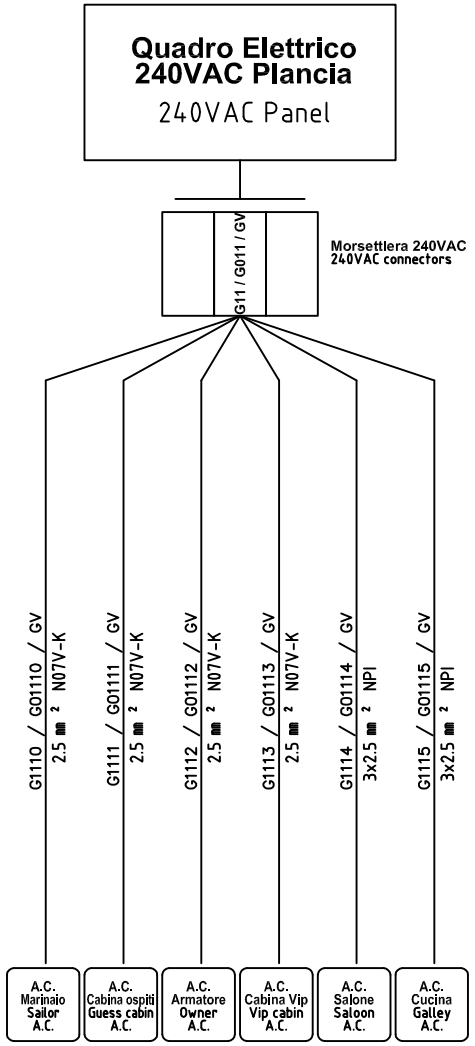

Ponte inferiore / 2nd Deck

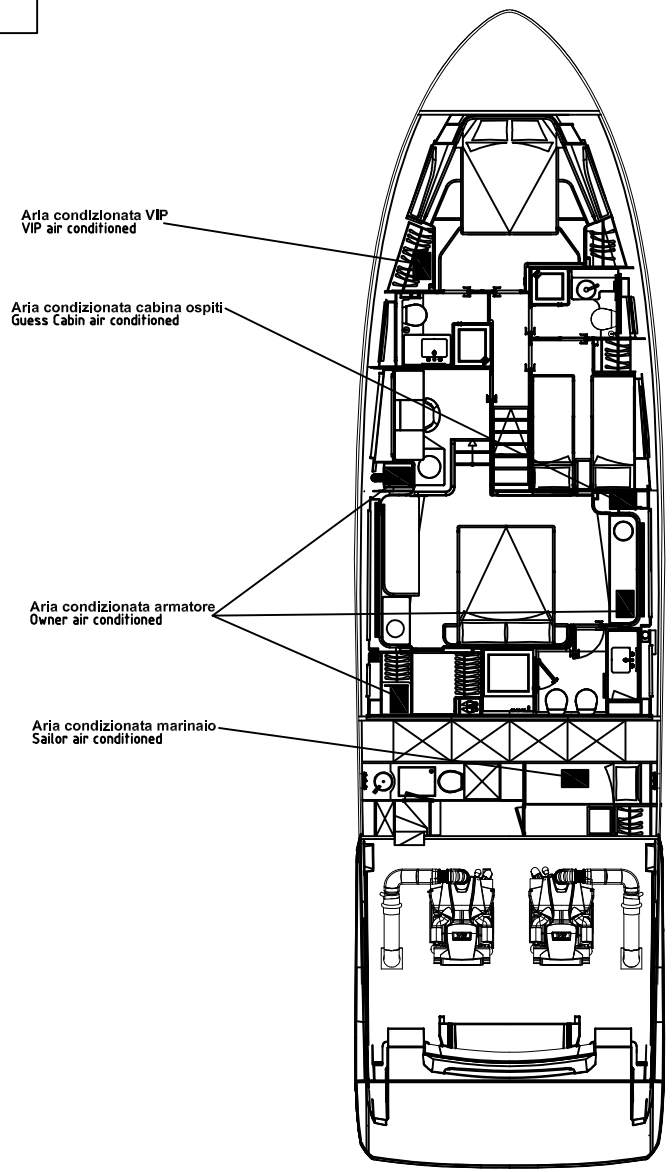

Ponte superiore / 1nd Deck

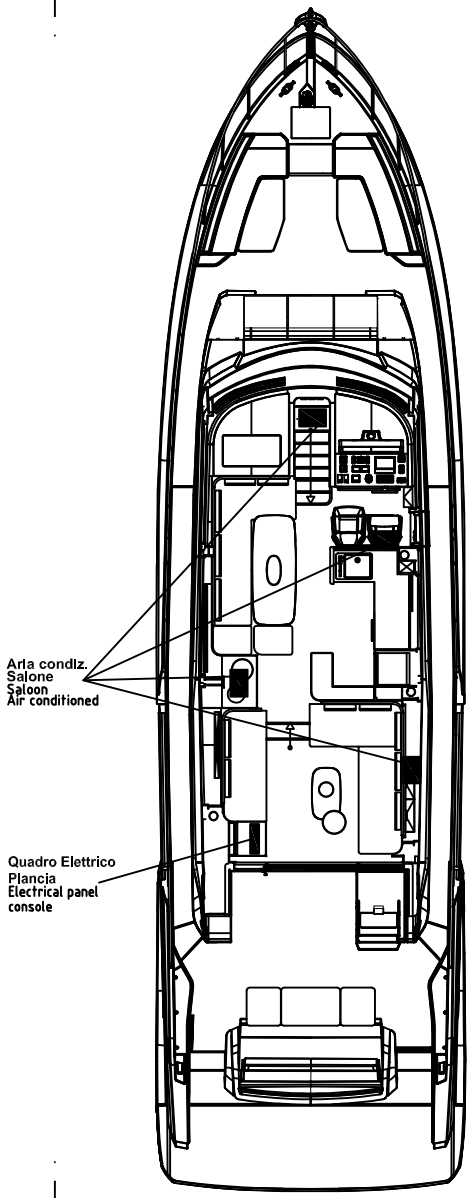

ELETTRONSEA	DATA	15/03/2024	FERRETTIYACHTS	F670MY PER MERCATO USA DISPOSIZIONE QUADRI ED UTENZE	File 02_MN_F670MY-62-USA
	DISEGN.	ES		Ventilatori Fan coil	Commessa F670MY-62-USA
	VISTO				Foglio B54
	APPR.				Segue B55

Boiler / Water heater

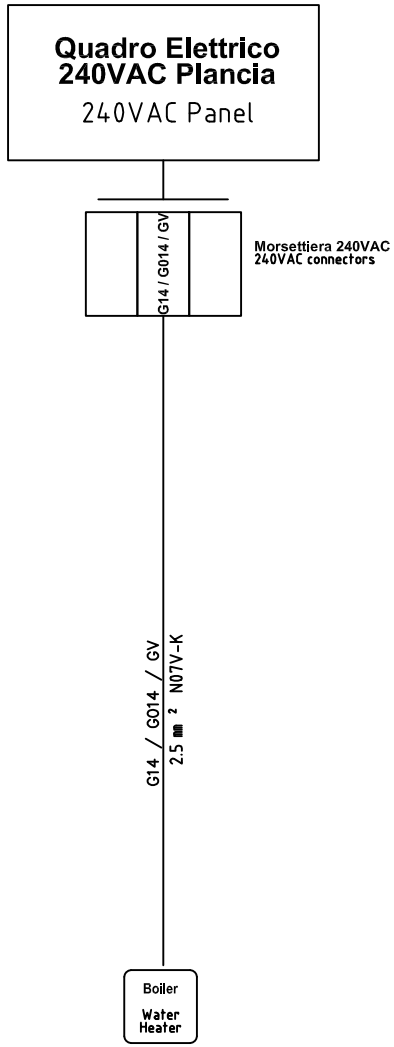

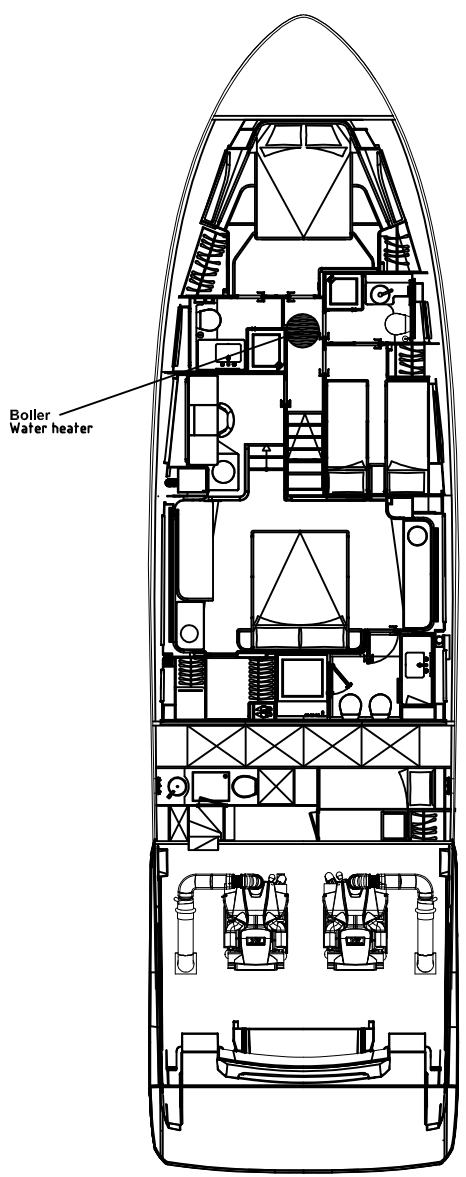

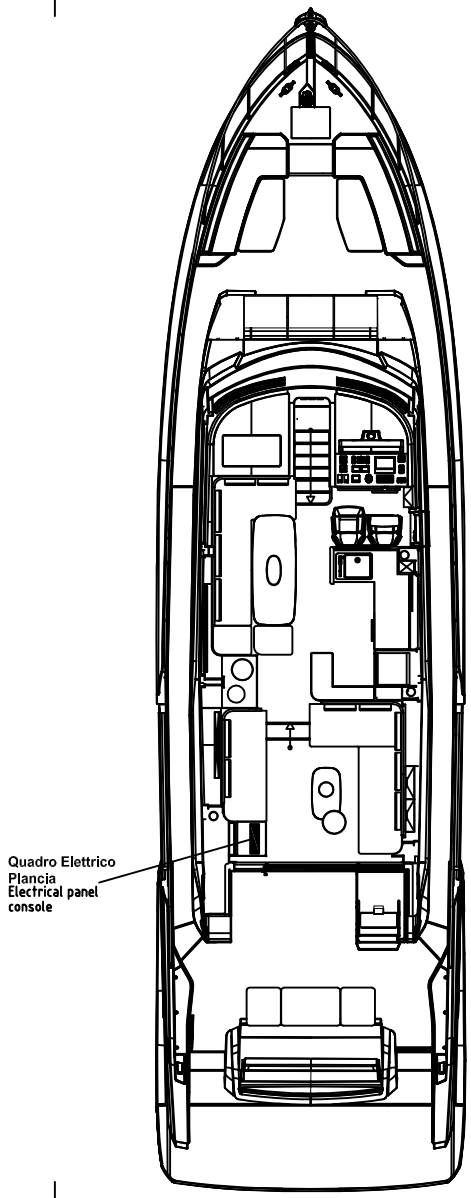

ELETTRONSEA	DATA	15/03/2024	FERRETTIYACHTS	F670MY PER MERCATO USA DISPOSIZIONE QUADRI ED UTENZE	File 02_MN_F670MY-62-USA
	DISEGN.	ES		Boiler Water heater	Commessa F670MY-62-USA
	VISTO				Foglio B55
	APPR.				Segue B56

Dissalatore / Water maker

Opzionale / Optional

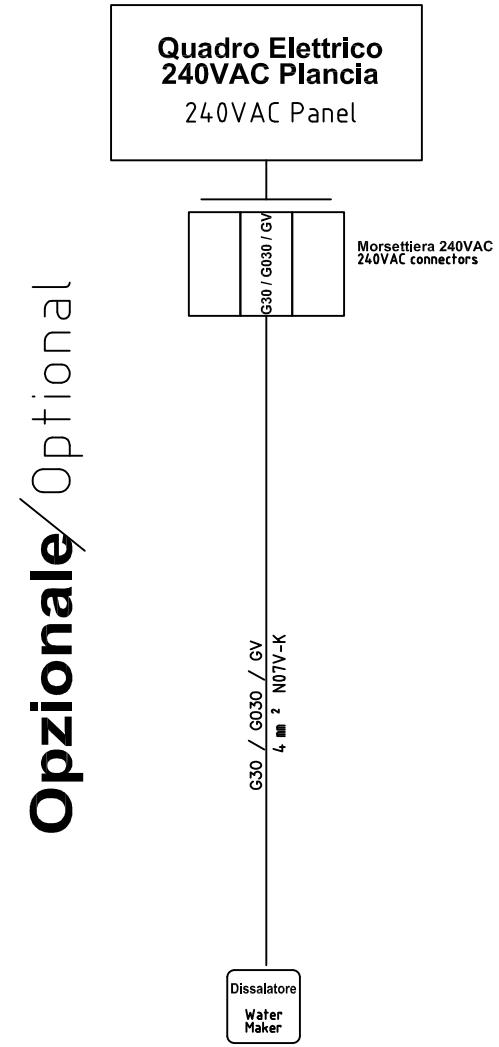

Ponte inferiore / 2nd Deck

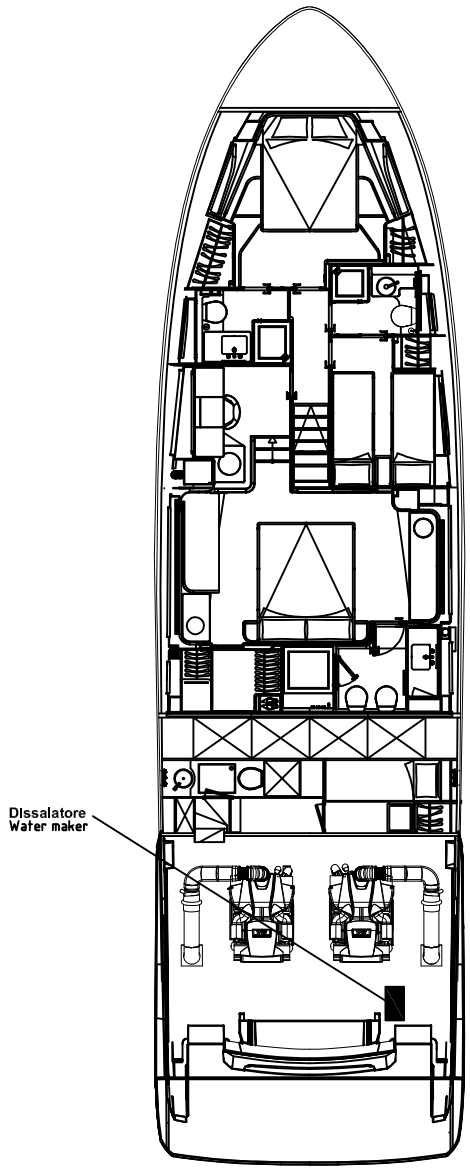

Ponte superiore / 1nd Deck

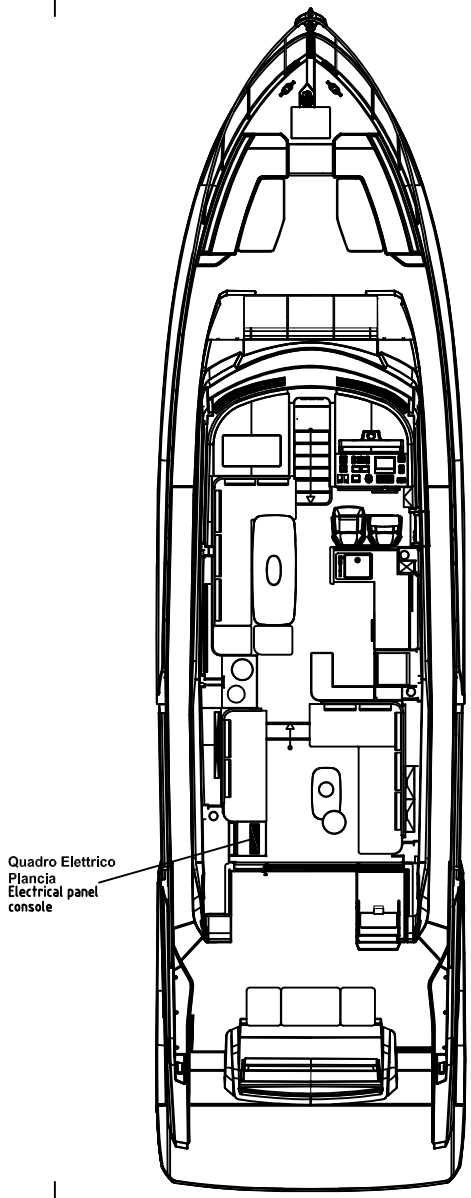

ELETTRONSEA	DATA	15/03/2024	FERRETTIYACHTS	F670MY PER MERCATO USA DISPOSIZIONE QUADRI ED UTENZE	File 02_MN_F670MY-62-USA
	DISEGN.	ES		Dissalatore *Water maker*	Commessa F670MY-62-USA
	VISTO				Foglio B56
	APPR.				Segue B57

ELETTRONSEA	DATA	15/03/2024	FERRETTIYACHTS	F670MY PER MERCATO USA DISPOSIZIONE QUADRI ED UTENZE	File 02_MN_F670MY-62-USA	=
	DISEGN.	ES				+
	VISTO			Disponibile *Available*	Commessa F670MY-62-USA	Foglio B57 Segue B58
	APPR.					

Grill Fly / Fly Grill

Opzionale / Optional

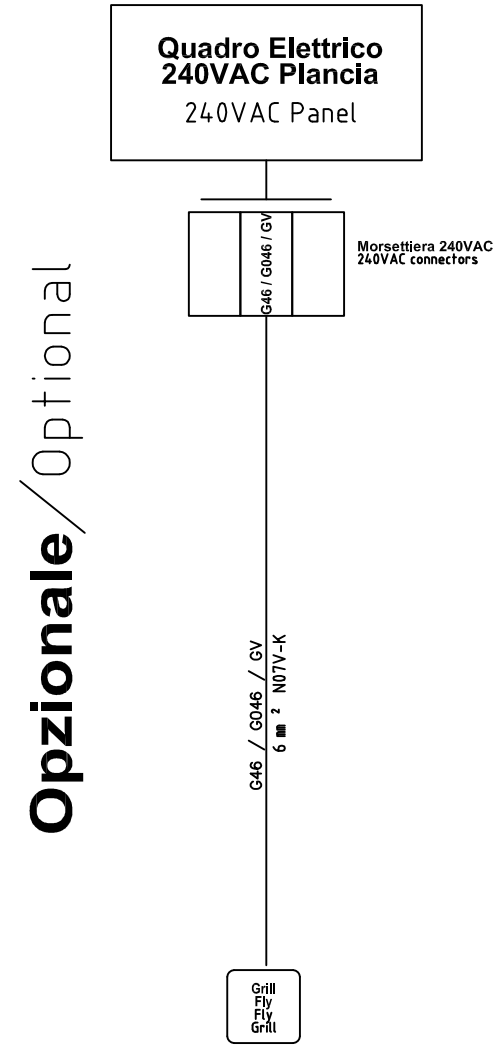

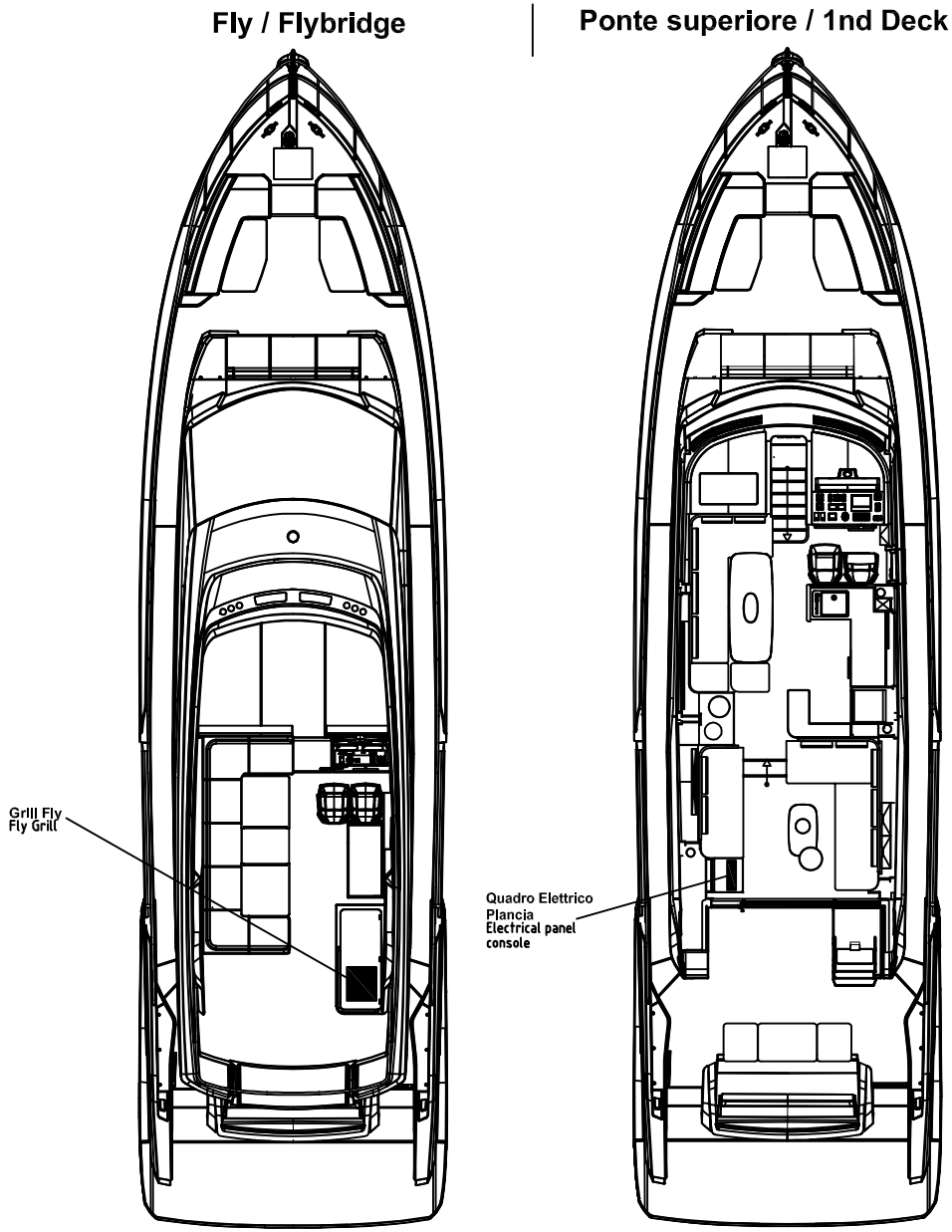

ELETTRONSEA	DATA	15/03/2024	FERRETTIYACHTS	F670MY PER MERCATO USA DISPOSIZIONE QUADRI ED UTENZE	File 02_MN_F670MY-62-USA	=
	DISEGN.	ES				+
	VISTO			Grill fly Fly grill	Commessa F670MY-62-USA	Foglio B58
	APPR.					Segue B59

Cucina / Galley

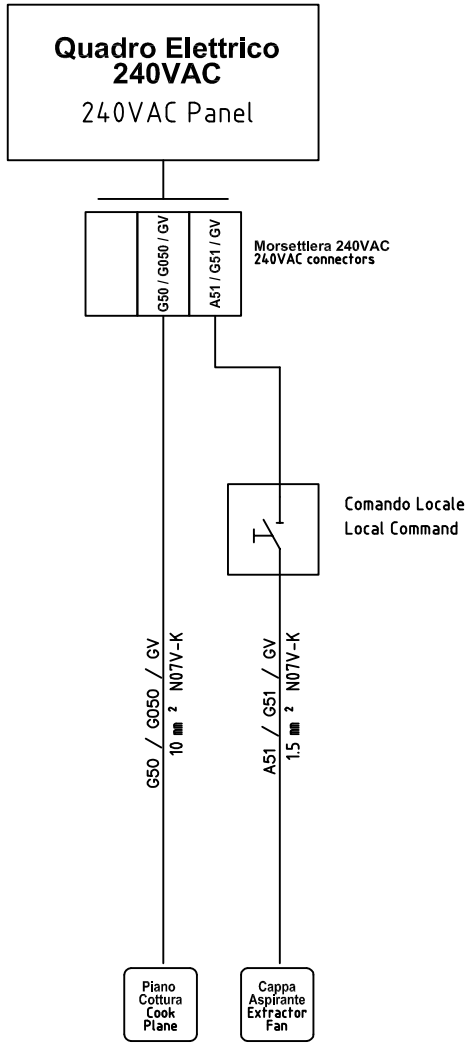

Ponte inferiore / 2nd Deck

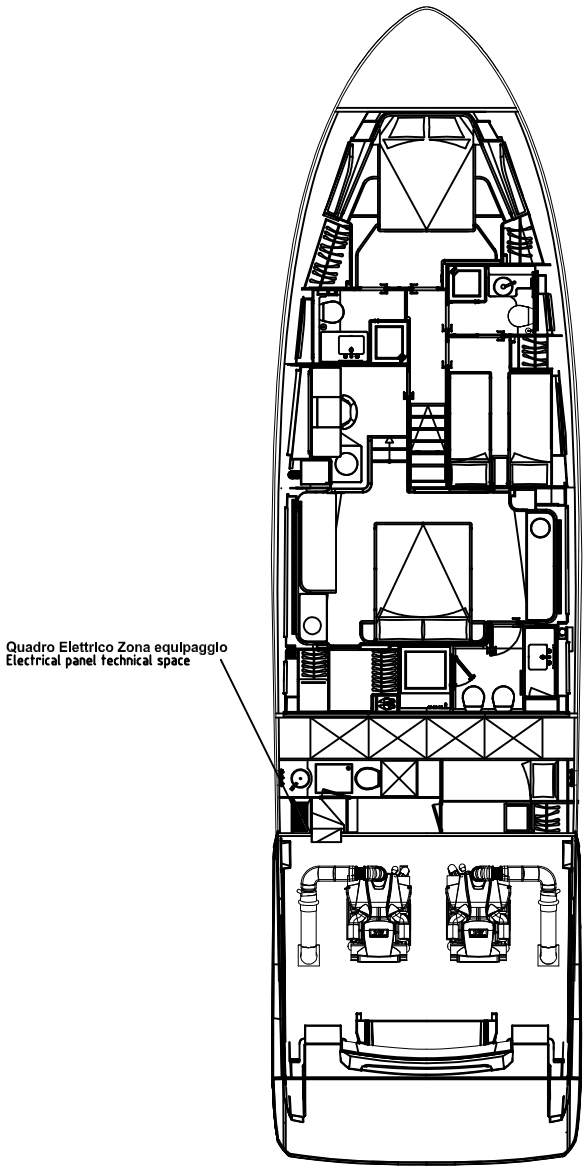

Ponte superiore / 1nd Deck

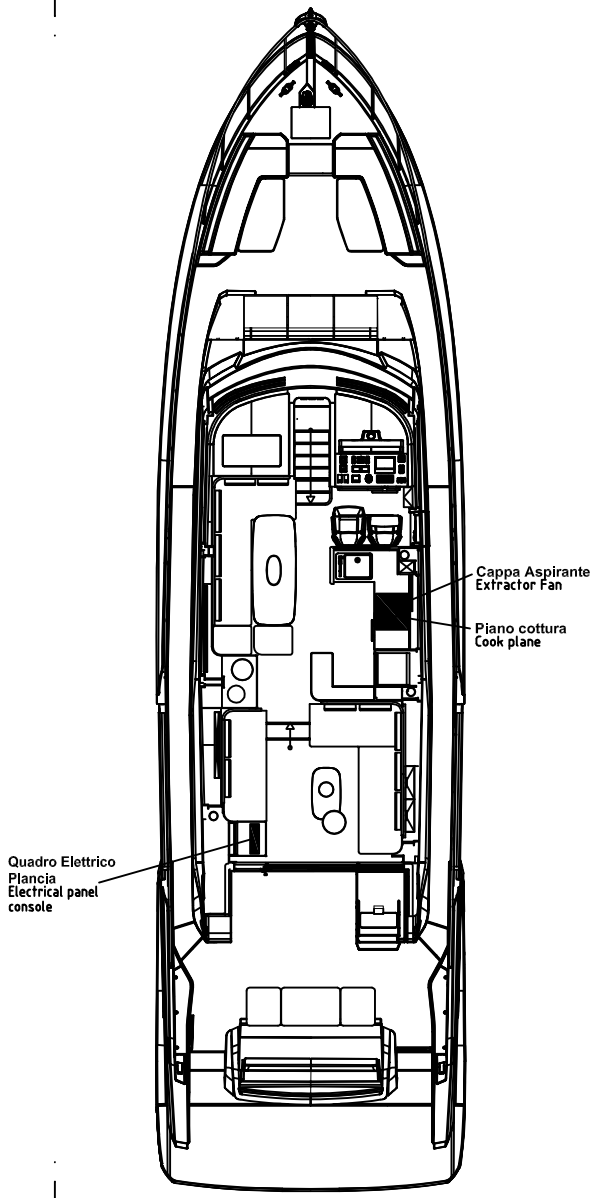

ELETTRONSEA	DATA	15/03/2024	FERRETTIYACHTS	F670MY PER MERCATO USA DISPOSIZIONE QUADRI ED UTENZE	File 02_MN_F670MY-62-USA	=
	DISEGN.	ES				+
	VISTO			Piano cottura *Cook plane*	Commessa F670MY-62-USA	Foglio B59
	APPR.					Segue B60

Forno microonde / Microwave

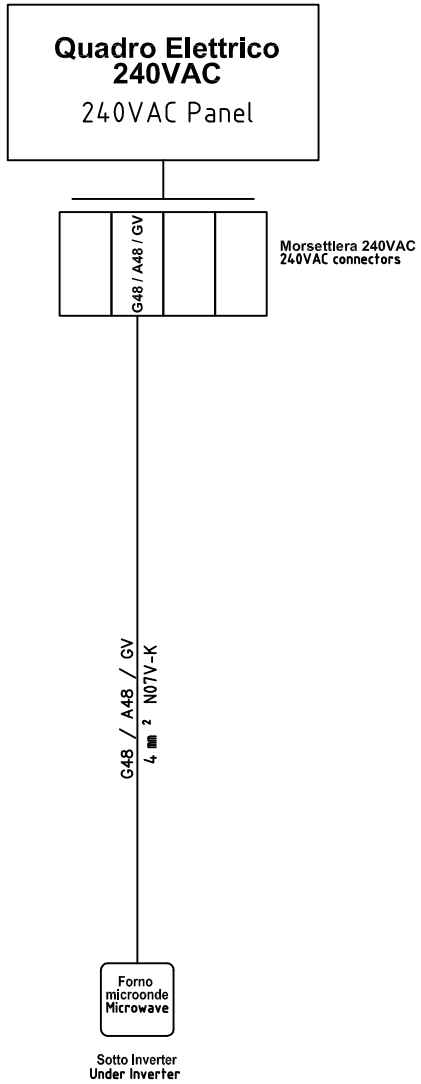

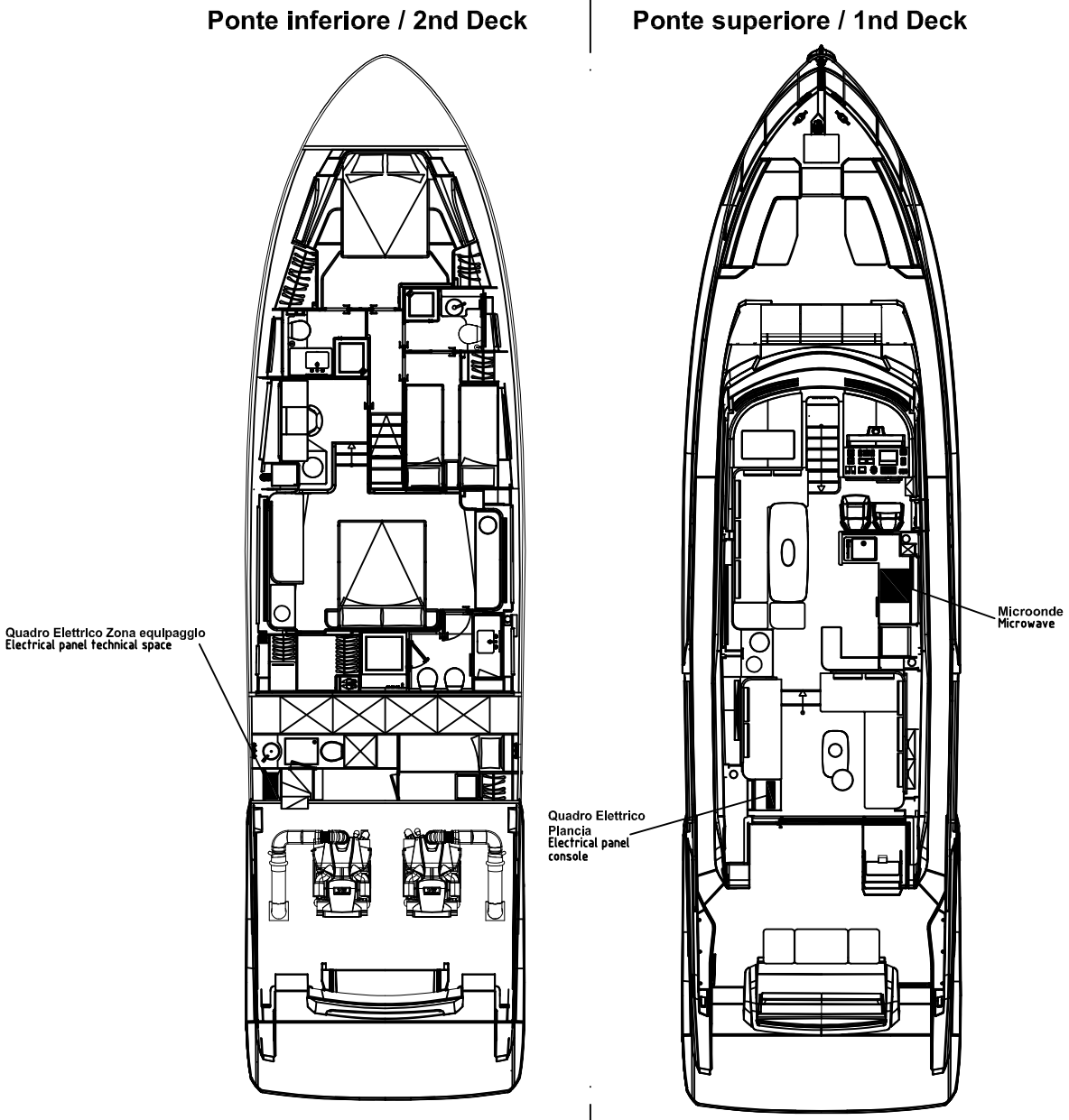

ELETTRONSEA	DATA	15/03/2024	FERRETTIYACHTS	F670MY PER MERCATO USA DISPOSIZIONE QUADRI ED UTENZE	File 02_MN_F670MY-62-USA	=
	DISEGN.	ES				+
	VISTO			Forno microonde *Microwave*	Commessa F670MY-62-USA	Foglio B60 Segue B61
	APPR.					

Prese 120VAC / 120VAC Outlets

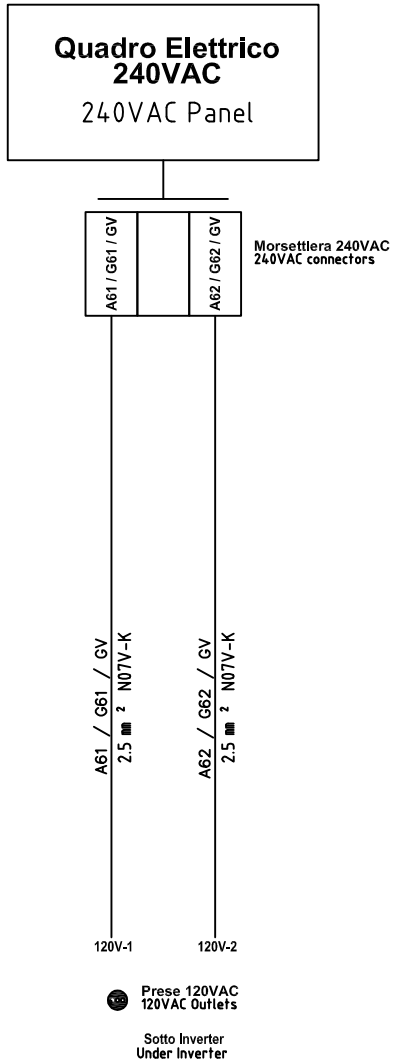

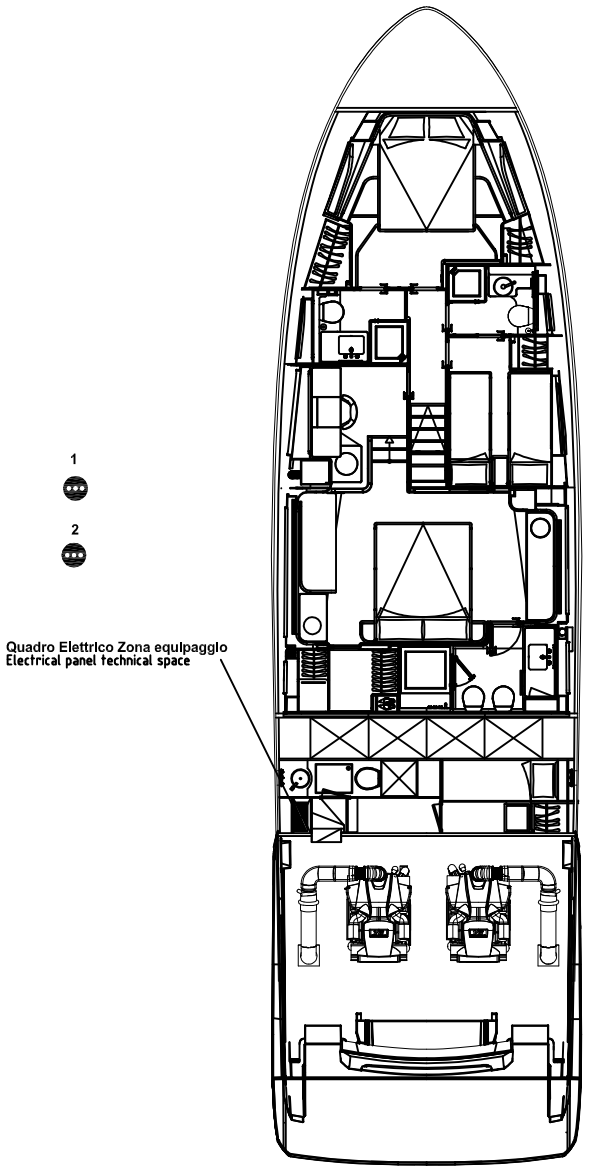

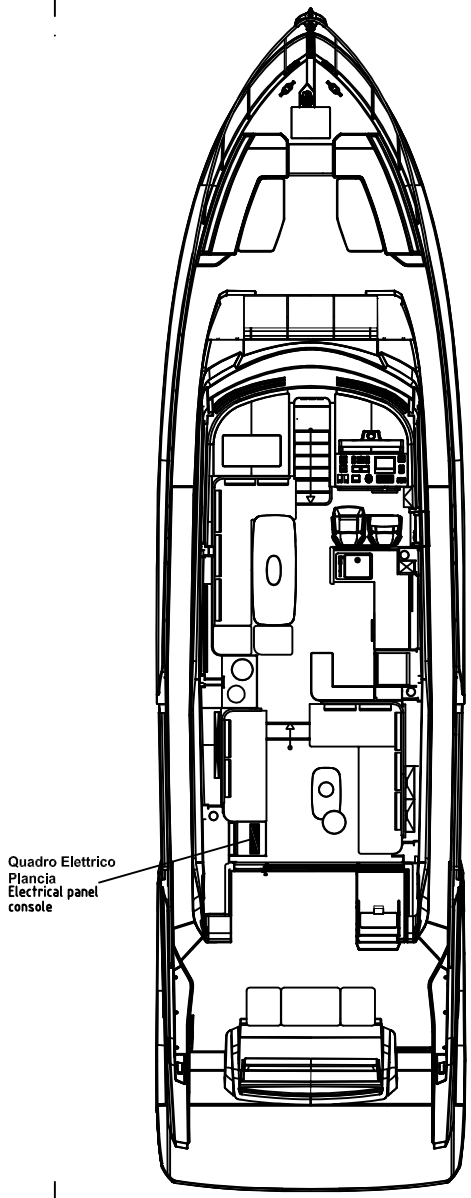

ELETTRONSEA	DATA	15/03/2024	FERRETTIYACHTS	F670MY PER MERCATO USA DISPOSIZIONE QUADRI ED UTENZE	File 02_MN_F670MY-62-USA
	DISEGN.	ES		Prese 240VAC 240VAC Outlets	Commessa F670MY-62-USA
	VISTO				Foglio B61
	APPR.				Segue B62

TV / Stereo / TV / HI-FI

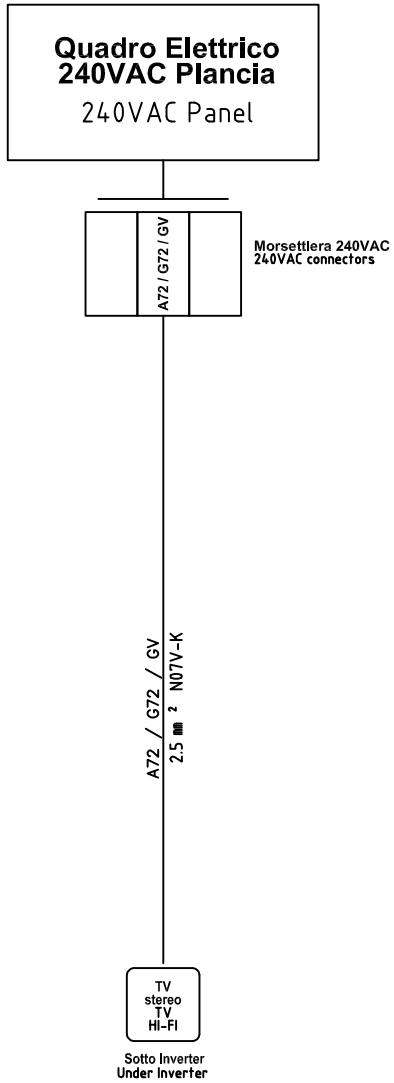

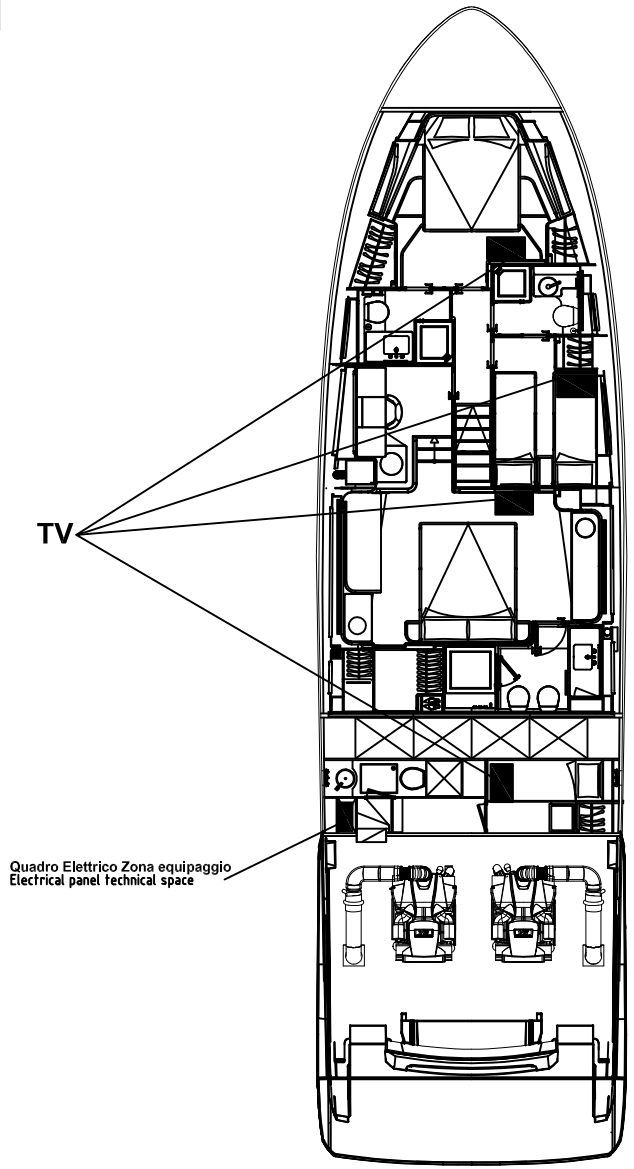

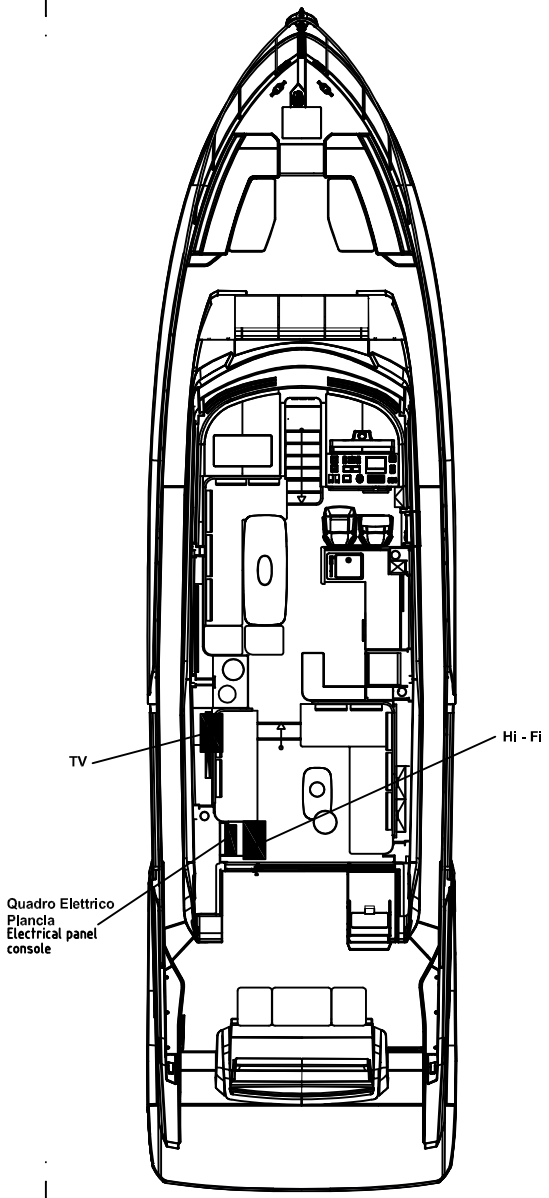

ELETTRONSEA	DATA	15/03/2024	FERRETTIYACHTS	F670MY PER MERCATO USA DISPOSIZIONE QUADRI ED UTENZE	File 02_MN_F670MY-62-USA
	DISEGN.	ES		TV / Stereo TV / HI-FI	Commessa F670MY-62-USA
	VISTO				Foglio B62
	APPR.				Segue B63

Lavabiancheria / Washing machine

Opzionale / Optional

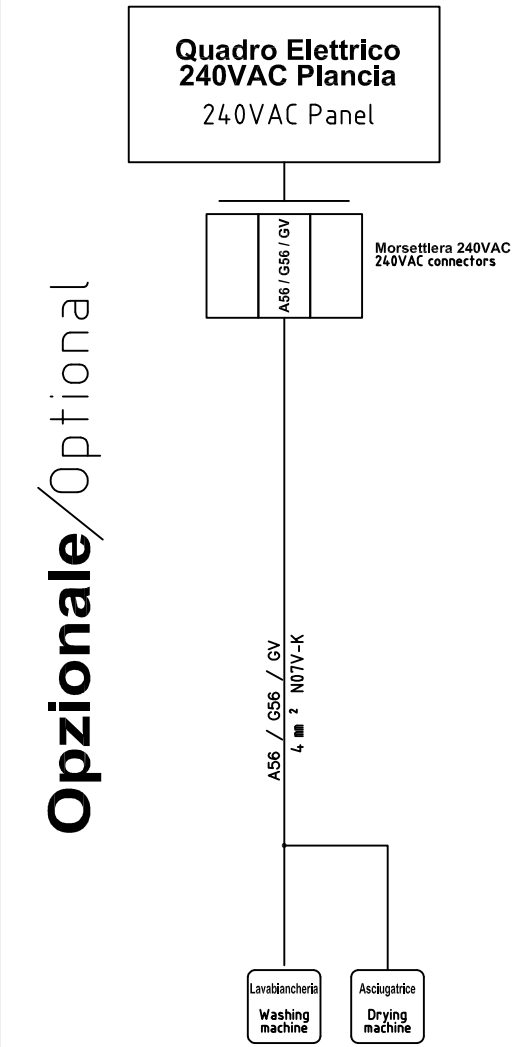

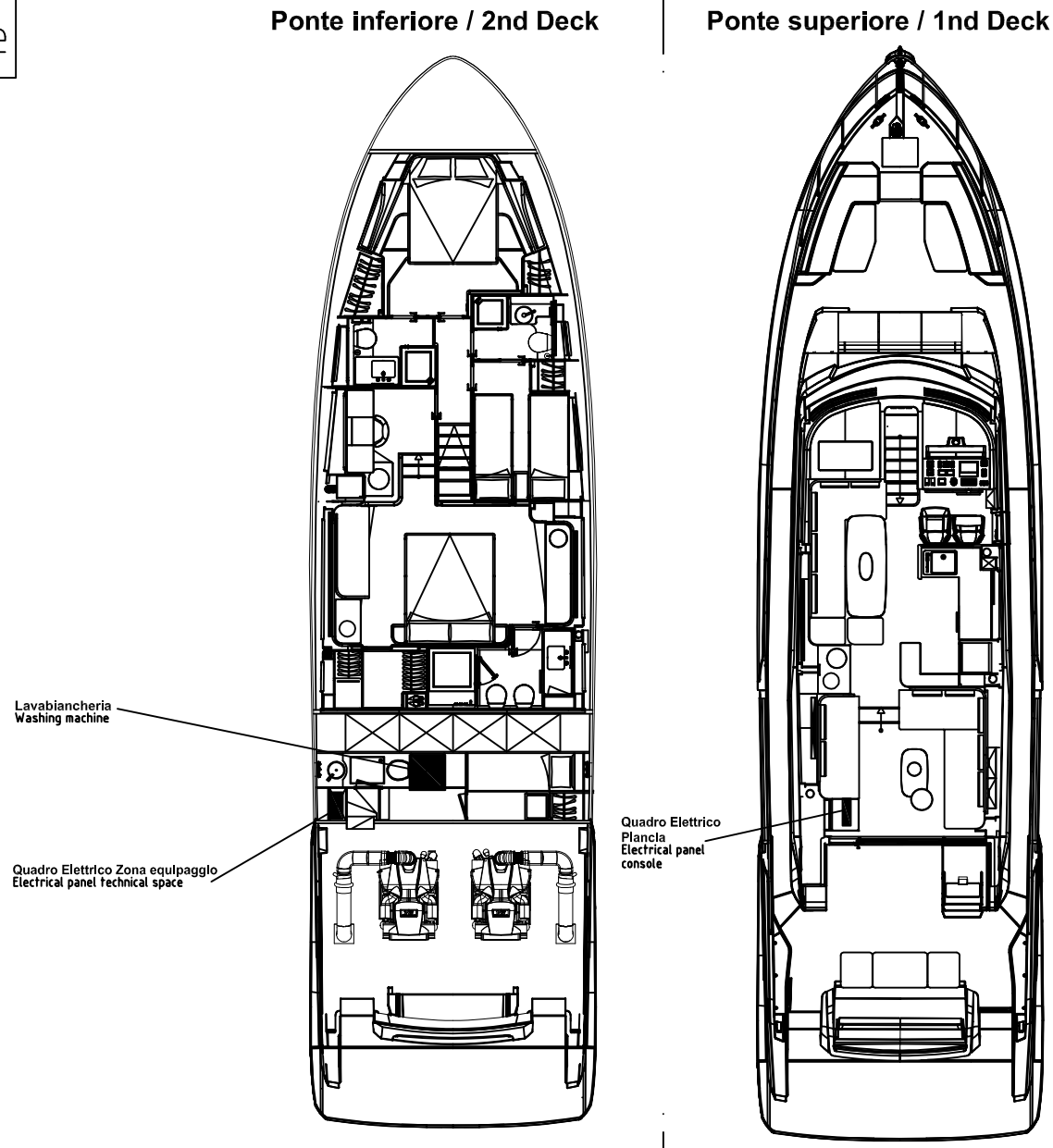

ELETTRONSEA	DATA	15/03/2024	FERRETTIYACHTS	F670MY PER MERCATO USA DISPOSIZIONE QUADRI ED UTENZE	File 02_MN_F670MY-62-USA
	DISEGN.	ES		Lavabiancheria *Washing machine*	Commessa F670MY-62-USA
	VISTO				Foglio B63
	APPR.				Segue B64

Lavastoviglie / Dish washer

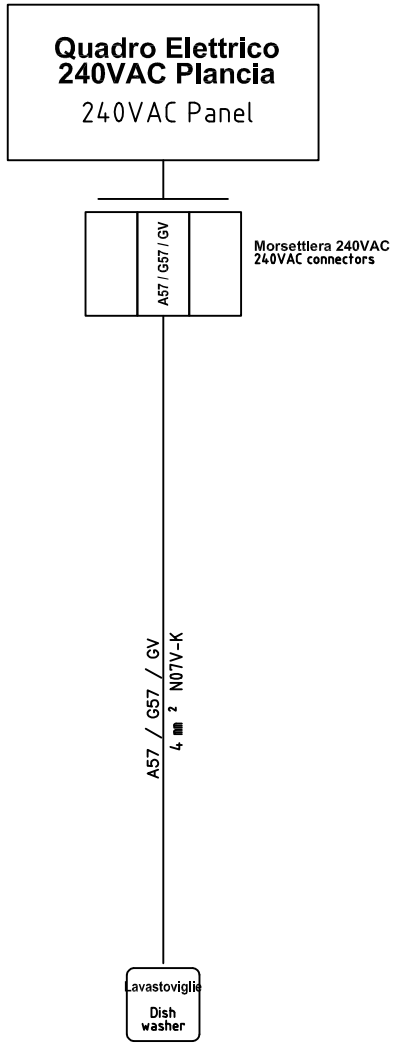

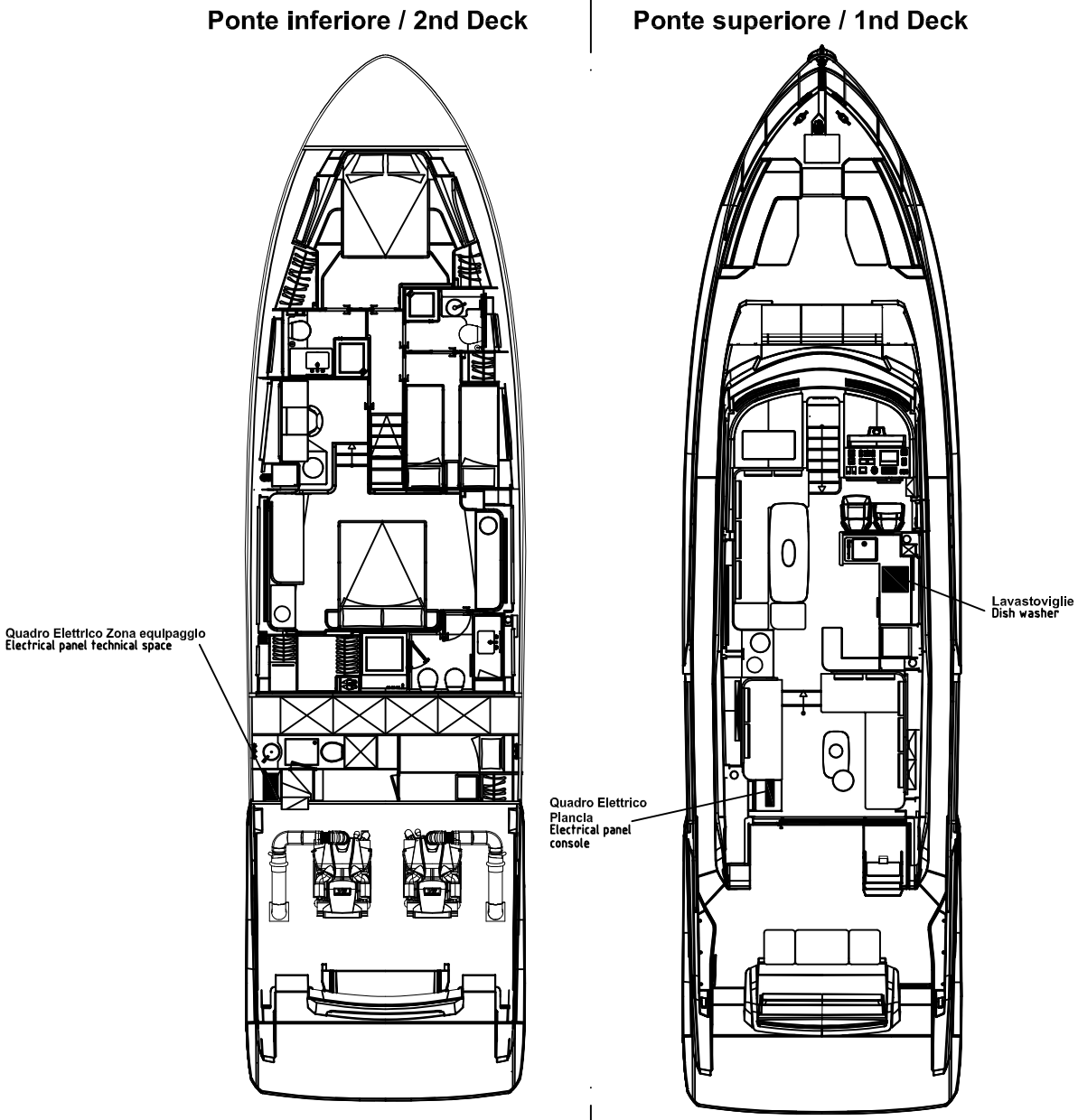

ELETTRONSEA	DATA	15/03/2024	FERRETTIYACHTS	F670MY PER MERCATO USA DISPOSIZIONE QUADRI ED UTENZE	File 02_MN_F670MY-62-USA
	DISEGN.	ES		Lavastoviglie Dish washer	Commessa F670MY-62-USA
	VISTO				Foglio B64
	APPR.				Segue B65

Fabbricatore di ghiaccio / Ice maker

Opzionale / Optional

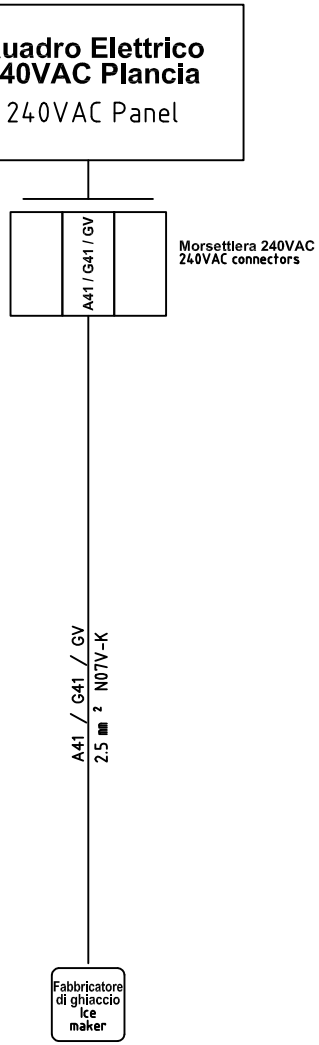

Ponte inferiore / 2nd Deck

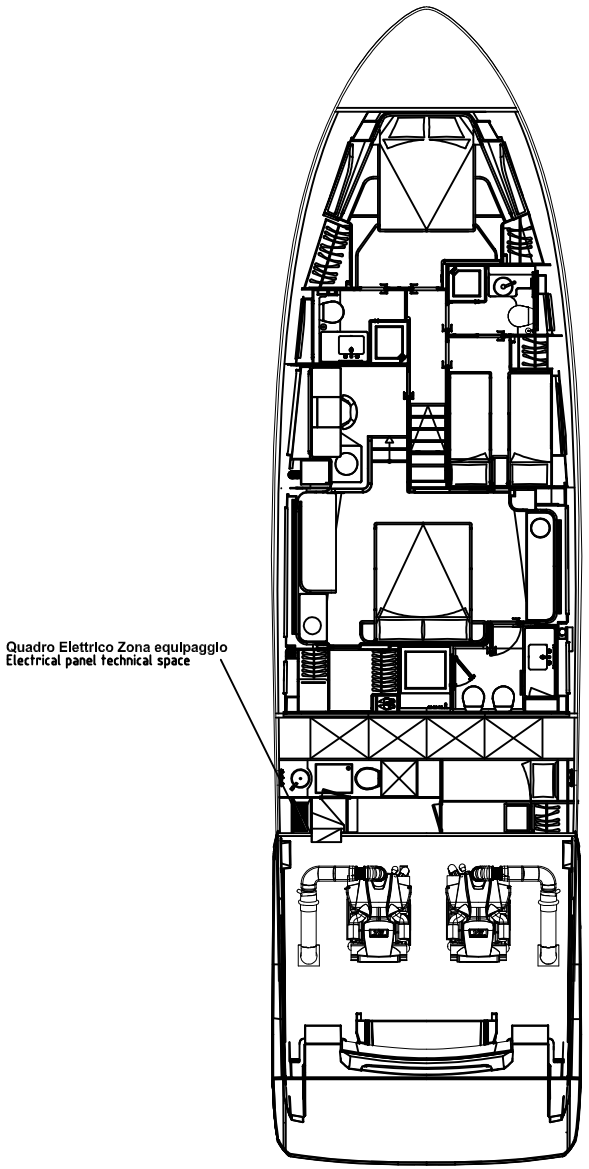

Ponte superiore / 1nd Deck

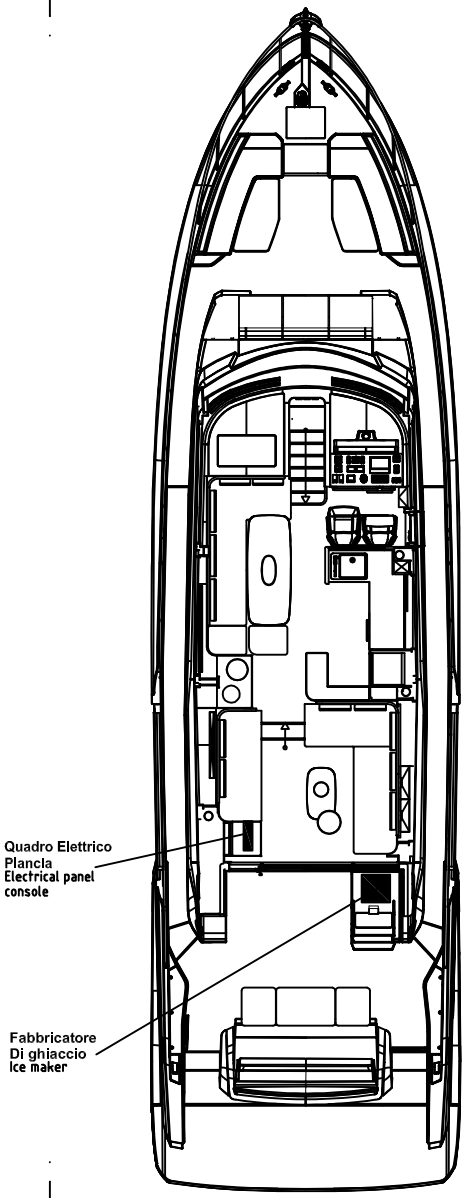

ELETTRONSEA	DATA	15/03/2024	FERRETTIYACHTS	F670MY PER MERCATO USA DISPOSIZIONE QUADRI ED UTENZE	File 02_MN_F670MY-62-USA
	DISEGN.	ES		Fabbricatore di ghiaccio Ice maker	Commessa F670MY-62-USA
	VISTO				Foglio B65
	APPR.				Segue B66

Frigorifero-Freezer / Fridge-Freezer

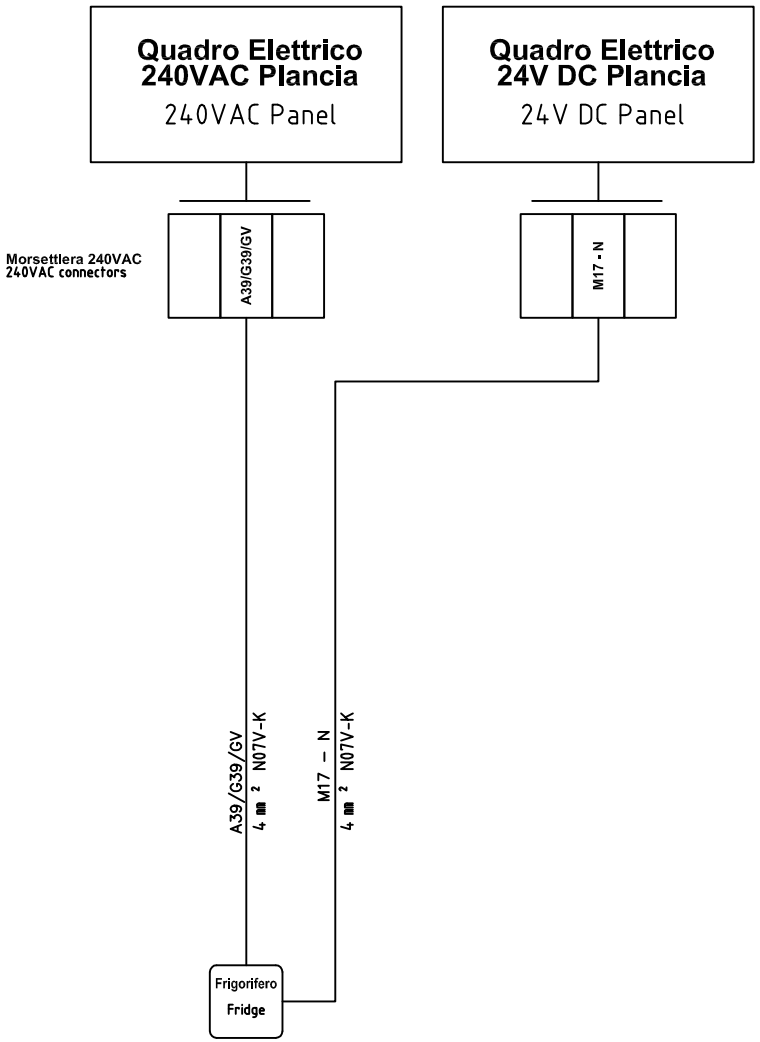

Ponte inferiore / 2nd Deck

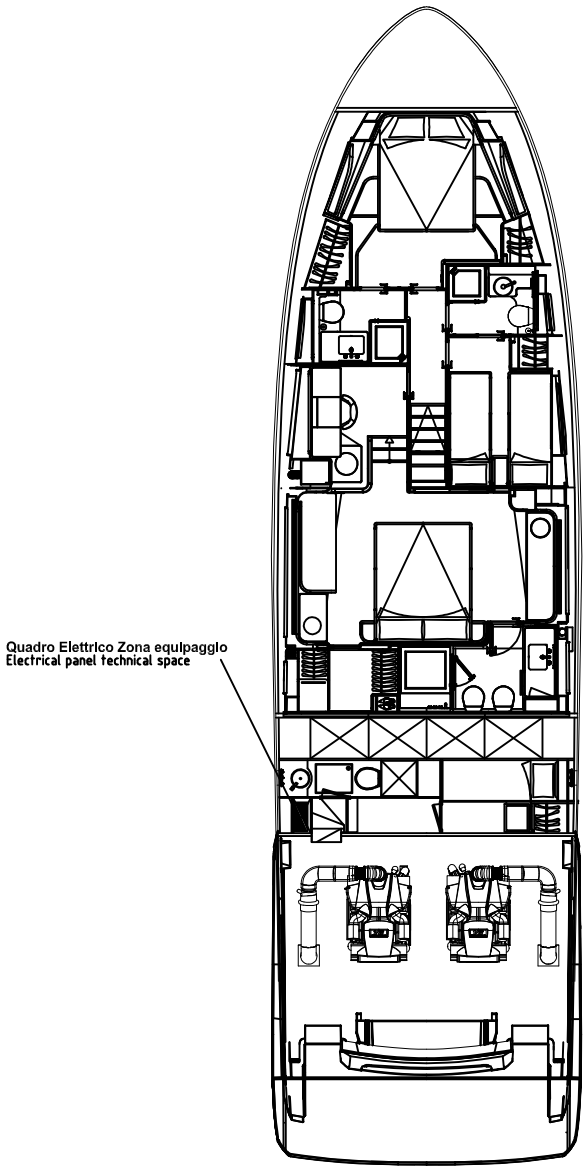

Ponte superiore / 1nd Deck

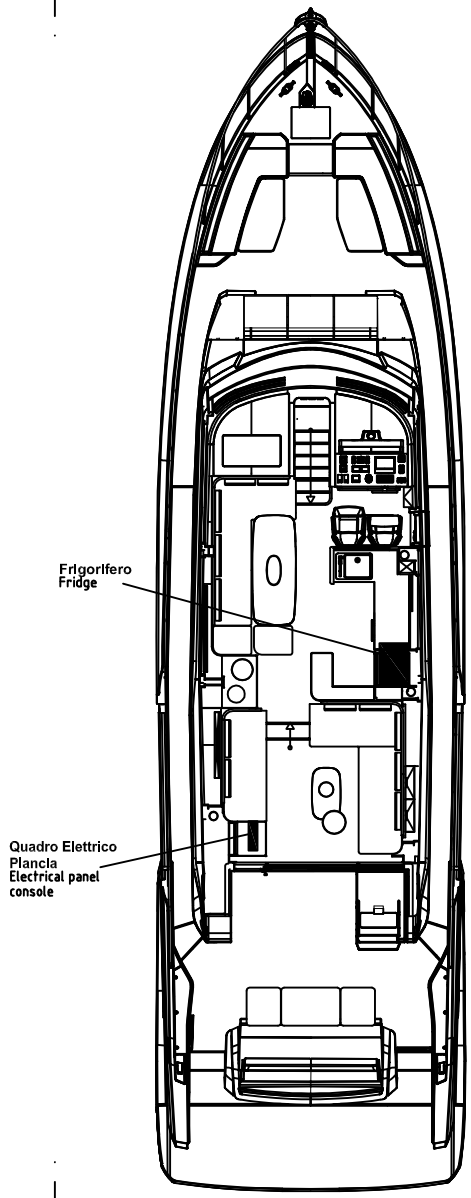

ELETTRONSEA	DATA	15/03/2024	FERRETTIYACHTS	F670MY PER MERCATO USA DISPOSIZIONE QUADRI ED UTENZE	File 02_MN_F670MY-62-USA
	DISEGN.	ES		Frigorifero *Fridge*	Commessa F670MY-62-USA
	VISTO				Foglio B66
	APPR.				Segue B67

ELETTRONSEA	DATA	15/03/2024	FERRETTIYACHTS	F670MY PER MERCATO USA DISPOSIZIONE QUADRI ED UTENZE	File 02_MN_F670MY-62-USA	=
	DISEGN.	ES				+
	VISTO			Disponibile *Available*	Commessa F670MY-62-USA	Foglio B67
	APPR.					Segue C1

Indice strumentazione di bordo/On board instruments index

DATA	15/12/2017
DISEGN.	ES
VISTO	
APPR.	

FERRETTIYACHTS

F670MY PER MERCATO USA
STRUMENTAZIONE DI BORDO

Indice strumentazione di bordo
On board instruments index

File 03_MN_F670MY-62-USA

Commessa F670MY-62-USA

Foglio C1
Segue C2

Alimentazione motori / Engine Supply

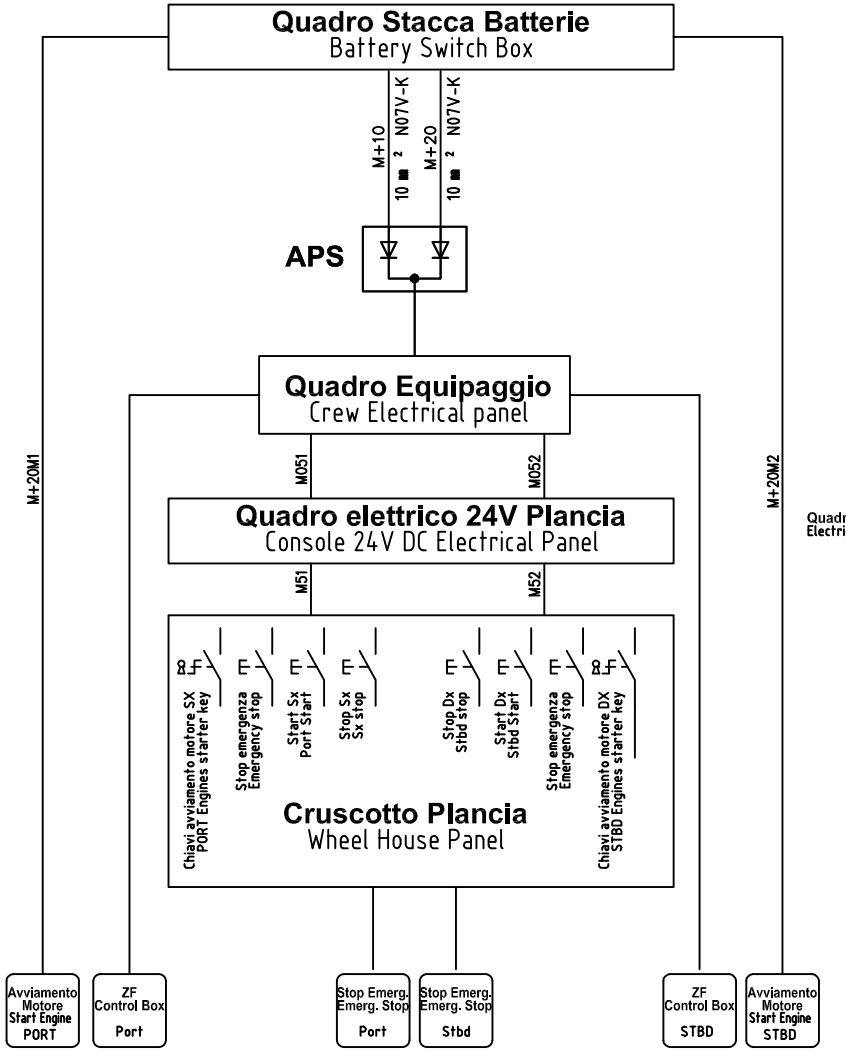

Ponte inferiore / 2nd Deck

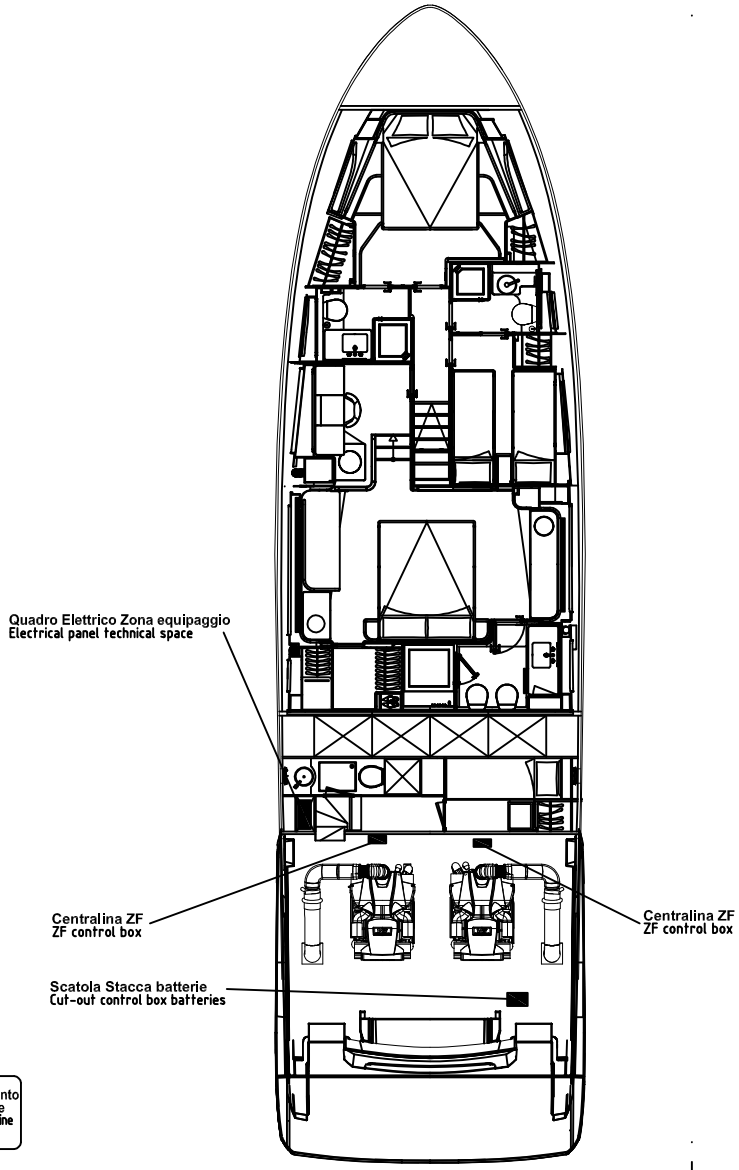

Ponte superiore / 1nd Deck

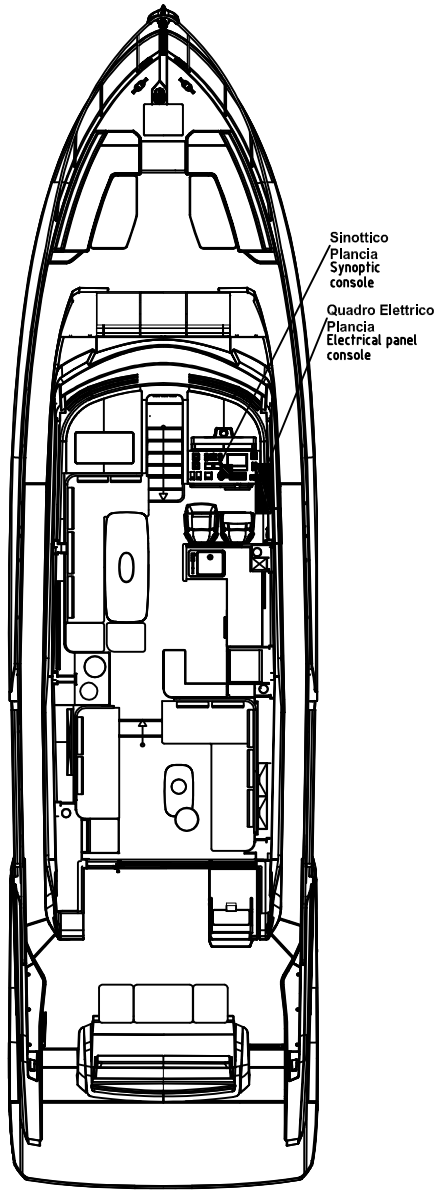

ELETTRONSEA	DATA	15/03/2024	FERRETTIYACHTS	F670MY PER MERCATO USA STRUMENTAZIONE DI BORDO	File 03_MN_F670MY-62-USA
	DISEGN.	ES		Alimentazione motori MAN Engine supply	Commessa F670MY-62-USA
	VISTO				Foglio C2
	APPR.				Segue C3

Sistema di navigazione Simrad ver.STD - STD ver. Simrad navigation system

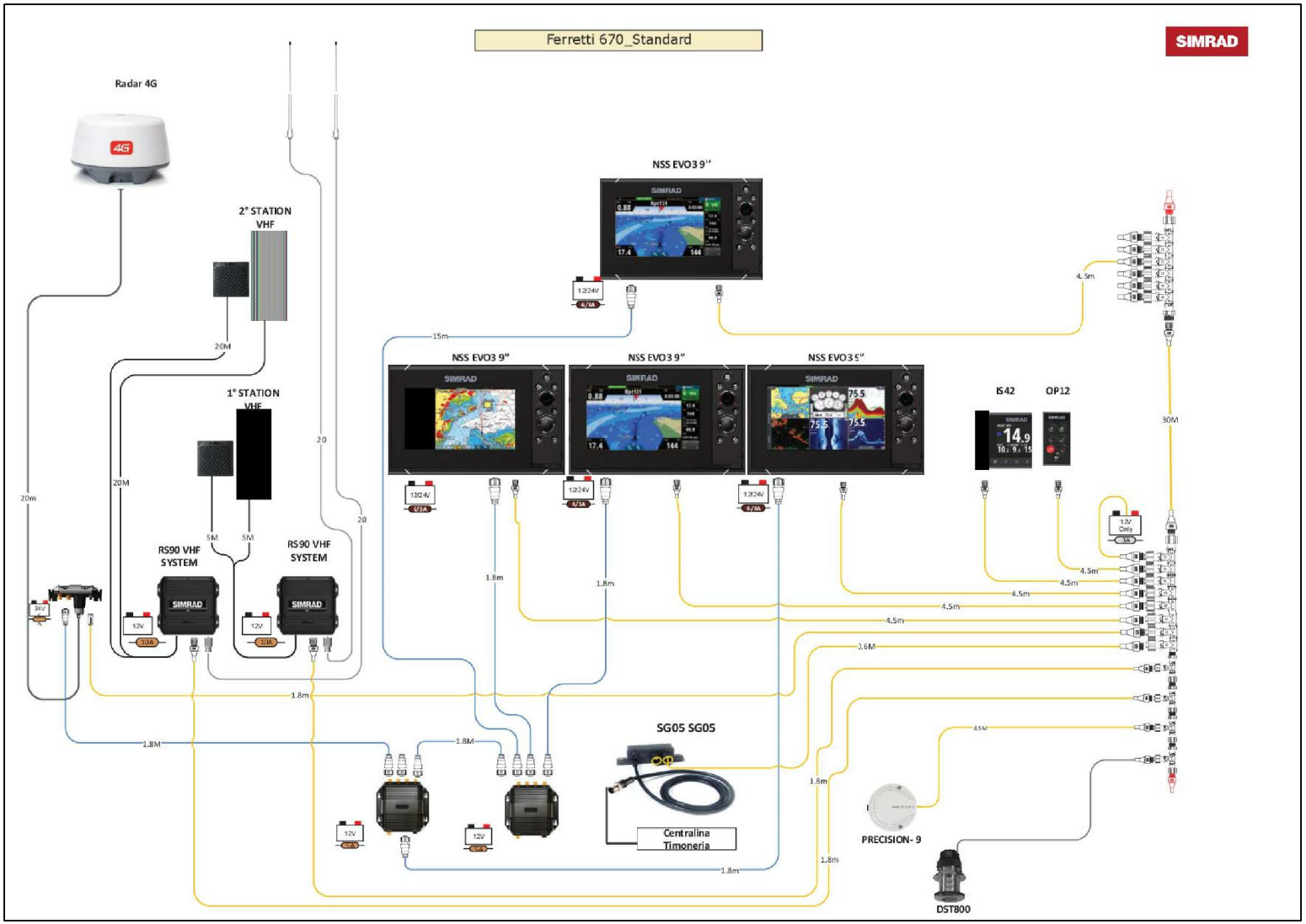

ELETTRONSEA	DATA	15/03/2024	
	DISEGN.	ES	
	VISTO		
	APPR.		

FERRETTIYACHTS

F670MY PER MERCATO USA
STRUMENTAZIONE DI BORDO

Sistema di navigazione Simrad ver. STD
STD ver. Simrad navigation system schematic

File 03_MN_F670MY-62-USA

Commessa F670MY-62-USA

Foglio C3

Segue C4

Sistema di navigazione Simrad ver. FULL OPT - FULL OPT ver. Simrad navigation system

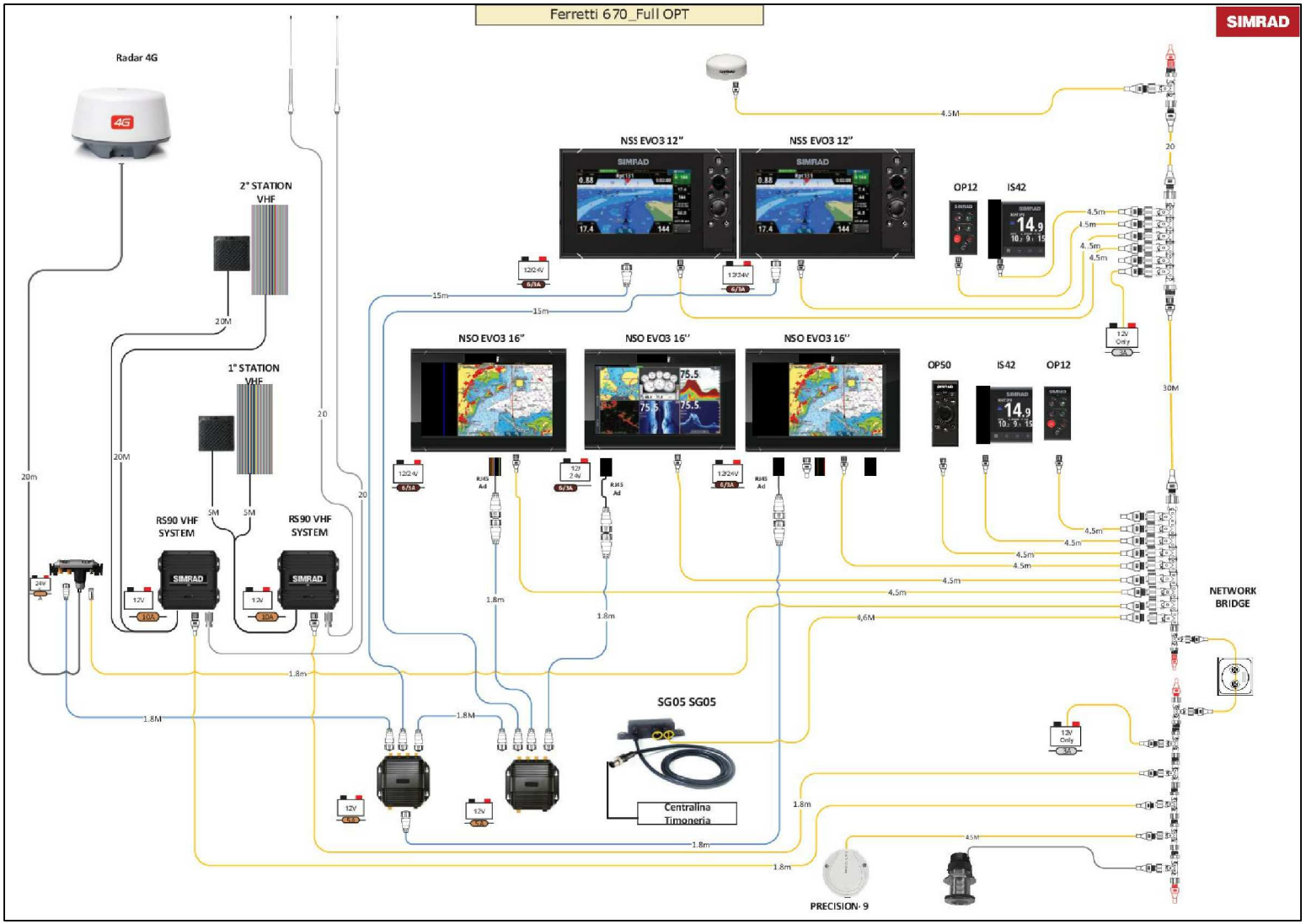

ELETTRONSEA	DATA	15/03/2024	FERRETTIYACHTS	F670MY PER MERCATO USA STRUMENTAZIONE DI BORDO	File 03_MN_F670MY-62-USA
	DISEGN.	ES		Sistema di navigazione Simrad ver. FULL OPT *FULL OPT ver. Simrad navigation system schematic*	Commessa F670MY-62-USA
	VISTO				Foglio C4
	APPR.				Segue C5

Schema a blocchi sistema audio video / Audio video system schematic

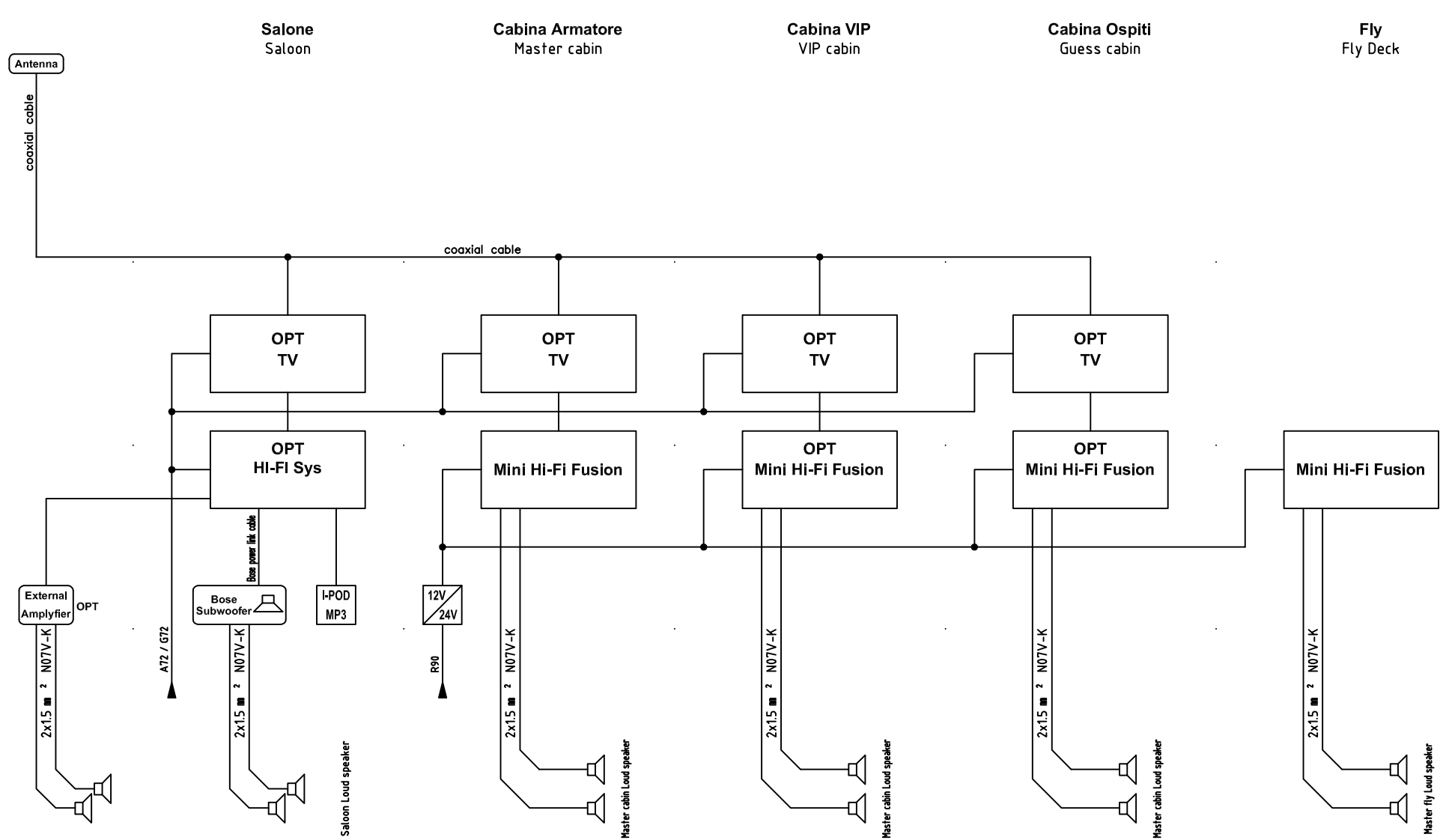

ELETTRONSEA	DATA	15/03/2024	
	DISEGN.	ES	
	VISTO		
	APPR.		

FERRETTIYACHTS

F670MY PER MERCATO USA
STRUMENTAZIONE DI BORDO

Schema a blocchi sistema audio video
Audio video system schematic

File: 03_MN_F670MY-62-USA

Commessa: F670MY-62-USA

Foglio: C5

Segue: C6

Opzionale telecamere / Telecameras optional

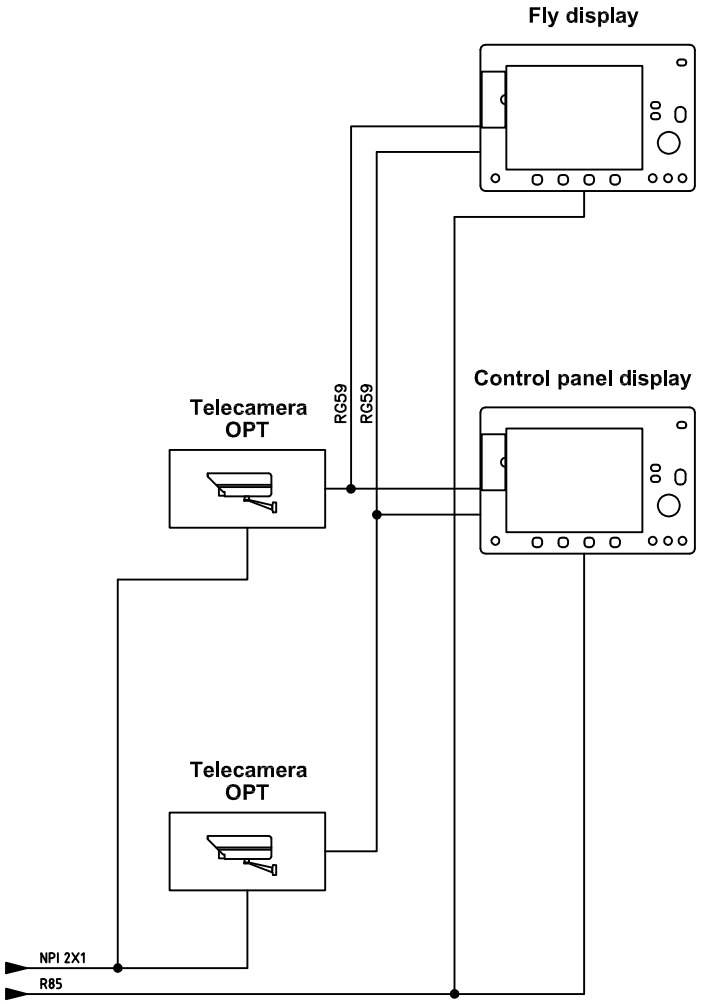

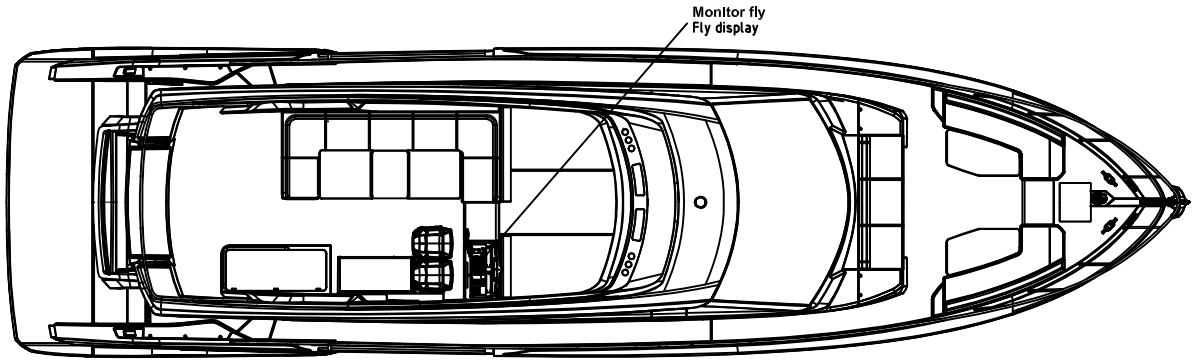

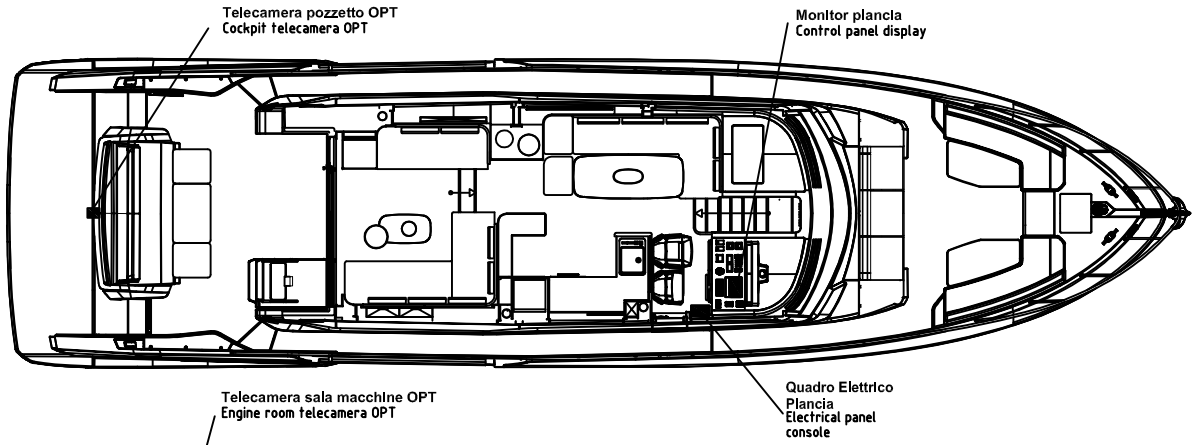

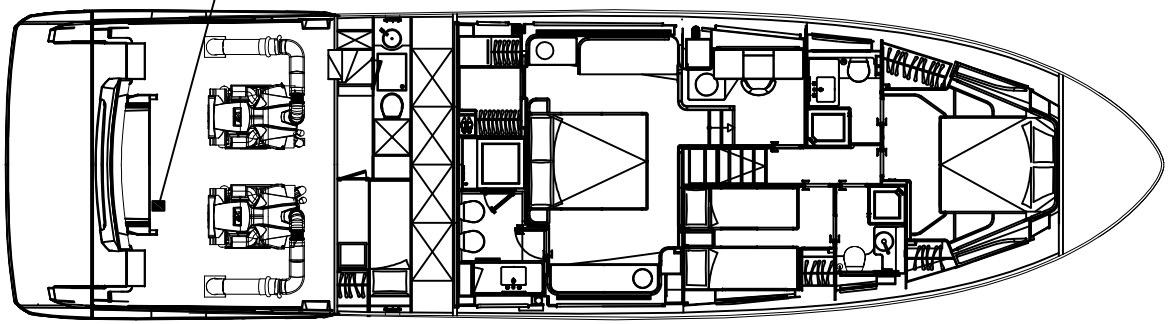

ELETTRONSEA	DATA	15/03/2024	FERRETTIYACHTS	F670MY PER MERCATO USA STRUMENTAZIONE DI BORDO	File 03_MN_F670MY-62-USA
	DISEGN.	ES		Telecamere *Telecameras*	Commessa F670MY-62-USA
	VISTO				Foglio C6
	APPR.				Segue C7

ELETTRONSEA	DATA	15/03/2024	FERRETTIYACHTS	F670MY PER MERCATO USA STRUMENTAZIONE DI BORDO	File 03_MN_F670MY-62-USA	=	
	DISEGN.	ES				+	
	VISTO			Disponibile *Available*	Commessa F670MY-62-USA	Foglio C7	
	APPR.					Segue D1	

Schema Elettrico

FERRETTI F670MY-USA

ELETTRONSEA

DATA	15/03/24			
DISEGN.	EL	02	AS BUILT	05.07.24
VISTO		01	PRELIMINARE	04.04.24
APPR.		REV.	MODIFICA	DATA

FERRETTI

Ferretti F670MY USA – Schema elettrico
Ferretti F670MY USA – Electrical diagram

COPERTINA
COVER

File 04_SCH_F670MY-62-USA

Commessa F670MY USA

Foglio D1
SegUSA D2

COSTUMER :

PROJECT : MAIN ELECTRICAL DIAGRAM
VERSION : EUROPEAN 240V/120V AC 60Hz
REF. DOCUMENTS : FERRETTI F670MY#62 USA

DATA	15/03/24			
DISEGN.	EL	02	AS BUILT	05.07.24
VISTO		01	PRELIMINARE	04.04.24
APPR.		REV.	MODIFICA	DATA

FERRETTI

Ferretti F670MY USA – Schema elettrico
Ferretti F670MY USA – Electrical diagram

LEGENDA FOGLI
SHEETS LEGEND

File 04_SCH_F670MY-62-USA

Commessa F670MY USA

Foglio D2
SegUSA D3

WARNING

DESCRIPTION OF DISCAIMER
This document, which also includes all the manuals and technical documentation of reference, provides information for putting the ELETTONSEA switchboard and board electric plants into service and using them in the correct way.

NON-OBSERVANCE AND RESPONSIBILITY
The even partial non-observance of the recommendations in the same, as well as causing malfunctions, can also damage the equipment and make the guara tee void.
ELETTROSEA Is not responsable In the case, of non-conform use and Installation of the equipment
ELETTRONSEA is not responsable for damage to things or injury to person caused by the improper use dUSA to a non-compilance with the instructions in the documents provider
ELETTRONSEA disciaims any liability for accidents to persons and property resulting from tampering on the plants and all its components from third parties, and lack of maintenance or repair.

WARNING
Don't use the equipment If you notice the cover has deteriorated or If the power cable are worn or have been temperated with.
ELETTRONSEA is not responsable in the case of non-conform use and installation of the equipment.
ELETTRONSEA is not responsable for damage to things or injury to persons caused by improper use to a non-compilance with the instructions in the documents provider

GARANTEE
ELETRONSEA garantees the quality of is switchboard and board electric plants used in accordance with the instructions, the wiring diagrams and the specifications supplied for a period of 12 months from the date of installation.
The garantee is works of the ELETTRONSEA registered office
The garantee does not cover the malfuctions or damage to things or injruy to person resulting from:
- normal wear of the equipment,
- the inappropiate orv inadequate maintenance by the used,
- improser use or that is not conform to the instructions in this manual,
- operation that isn't conform to the environmental specifications indicated for the product
unauthorized opening of the external cover,
- unauthorized tempering and/or modifications,
- use non-original accessories or non-conform to the specifications,
ELETTRONSEA is only responsible in the hypothesis in which the repairs and modifications have been done by technicians of the services center or persond/firms specifically authorized to do the job,
The ELETTRONSEA system equipment must only be installed and used by qualified personal who have been traqined to use the same .

VOLTAGE
Electric voltage can caused electrocuntion and bums. Before doing any work on the connections, turn the power of. The non-observance of the safety regulations can belrthal.
One caused serius injuiry to person and extensive damage to material.

QUALIFIED PERSONNEL
The ELETTRONSEA equipment must only be used with external equipment and components conform to the relevant product stendards (directive 89/336/EEC)

INSTALLATIONS
The electrical board be instaqlled, connected and fixed as indicated in the diagrams and regulations in force

TYPE OF CABLE USED
Inboard (inside panel and box) : FS17 with minimun 1 mmq
Outboard (in plant) : FROR 450/750V or FS17 protected by insulating conduit or sleeving

DATA	15/03/24			
DISEGN.	EL	02	AS BUILT	05.07.24
VISTO		01	PRELIMINARE	04.04.24
APPR.		REV.	MODIFICA	DATA

FERRETTI

Ferretti F670MY USA – Schema elettrico
Ferretti F670MY USA – Electrical diagram

LEGENDA FOGLI
SHEETS LEGEND

File 04_SCH_F670MY-62-USA

Commessa F670MY USA

Foglio D3
SegUSA D4

Multifoglio/File	Fg/Sh	Descrizione	Description
04_SCH_F670MY-62-USA	D1	Copertina	Cover
	D2	Copertina	Cover
	D3	Copertina	Cover
	D4	Legenda Fogli	Sheet Legend
	D5	Disponibile	Available
	D6	Generatori	Generators
	D7	Alimentazione da Banchina	Shore Power Supply
	D8	Quadro Elettrico Zona Equipaggio	Crew Zone Switchboard
	D9	Quadro Elettrico Zona Equipaggio	Crew Zone Switchboard
	D10	Quadro Elettrico Zona Equipaggio	Crew Zone Switchboard
	D11	Quadro Elettrico 240V Plancia	Wheel. 240V Switchboard
	D12	Quadro Elettrico 240V Plancia	Wheel. 240V Switchboard
	D13	Quadro Elettrico 240V Plancia	Wheel. 240V Switchboard
	D14	Quadro Elettrico 240V Plancia	Wheel. 240V Switchboard
	D15	Quadro Elettrico 240V Plancia	Wheel. 240V Switchboard
	D16	Disponibile	Available
	D17	Disponibile	Available
	D18	---	---
	D19	---	---
	D21	---	---
	D22	---	---
	D23	---	---
	D24	---	---
	D25	---	---
	D26	---	---
	D27	---	---
	D28	---	---
	D29	Box Stacca Batterie	Battery Switch Box
	D30	Ricarica Alternatori	Alternator Recharging System
	D30A	Ricarica da Alternatori OPT	OPT Alternator Recharging System
	D31	Quadro Elettrico Zona Equipaggioi	Crew Zone Switchboard
	D32	Quadro Elettrico Zona Equipaggioi	Crew Zone Switchboard
	D33	Quadro Elettrico Zona Equipaggioi	Crew Zone Switchboard
	D34	Quadro Elettrico Zona Equipaggioi	Crew Zone Switchboard
	D35	Quadro Elettrico Zona Equipaggioi	Crew Zone Switchboard
	D36	Quadro Elettrico Zona Equipaggioi	Crew Zone Switchboard

Multifoglio/File	Fg/Sh	Descrizione	Description
	D37	Quadro Elettrico Zona Equipaggioi	Crew Zone Switchboard
	D38	Quadro Elettrico Zona Equipaggioi	Crew Zone Switchboard
	D39	Quadro Elettrico Zona Equipaggioi	Crew Zone Switchboard
	D40	Quadro Elettrico Zona Equipaggioi	Crew Zone Switchboard
	D41	Disponibile	Available
	D42	Quadro Elettrico 24V Plancia	Wheel. 24V Switchboard
	D43	Quadro Elettrico 24V Plancia	Wheel. 24V Switchboard
	D44	Quadro Elettrico 24V Plancia	Wheel. 24V Switchboard
	D45	Quadro Elettrico 24V Plancia	Wheel. 24V Switchboard
	D46	Quadro Elettrico 24V Plancia	Wheel. 24V Switchboard
	D47	Quadro Elettrico 24V Plancia	Wheel. 24V Switchboard
	D48	Quadro Elettrico 24V Plancia	Wheel. 24V Switchboard
	D48A	Quadro Elettrico 24V Plancia	Wheel. 24V Switchboard
	D49	Sinottico	24V DC Section
	D50	Sinottico	24V DC Section
	D51	Sinottico	24V DC Section
	D52	Sinottico	24V DC Section
	D53	Sinottico	24V DC Section
	D54	Motore sx MAN Connettore X4	MAN Port Engine X4 Connector
	D55	Motore dx MAN Connettore X4	MAN Stbd Engine X4 Connector
	D56	Collegamento Centralina BSCO	BSCO Connections
	D57	Impianto Elica di Manovra STD	Thrusters Standard System
	D58	Impianto Elica 48V OPT	48V Thruster System OPT
	D58A	Disponibile	Available
	D58B	Box Interfaccia Naviop	Naviop System box Interface
	D59	Box Interfaccia Naviop	Naviop System box Interface
	D60	Box Interfaccia Naviop	Naviop System box Interface
	D61	Box Interfaccia Naviop	Naviop System box Interface
	D62	Box Interfaccia Naviop	Naviop System box Interface
	D62A	Box Interfaccia Naviop	Naviop System box Interface
	D63	Connettori AMP	24V DC AMP List
	D64	Disponibile	Available
	D65	Disponibile	Available

DATA	15/03/24			
DISEGN.	EL	02	AS BUILT	05.07.24
VISTO		01	PRELIMINARE	04.04.24
APPR.		REV.	MODIFICA	DATA

FERRETTI

Ferretti F670MY USA – Schema elettrico
Ferretti F670MY USA – Electrical diagram

LEGENDA FOGLI
SHEETS LEGEND

File 04_SCH_F670MY-62-USA

Commessa F670MY USA

Foglio D4
SegUSA D5

DATA	15/03/24				
DISEGN.	EL	02	AS BUILT	05.07.24	
VISTO		01	PRELIMINARE	04.04.24	
APPR.		REV.	MODIFICA	DATA	

FERRETTI

Ferretti F670MY USA – Schema elettrico
Ferretti F670MY USA – Electrical diagram

DISPONIBILE
AVAILABLE

File: 04_SCH_F670MY-62-USA

Commessa: F670MY USA

Foglio D5

SegUSA D6

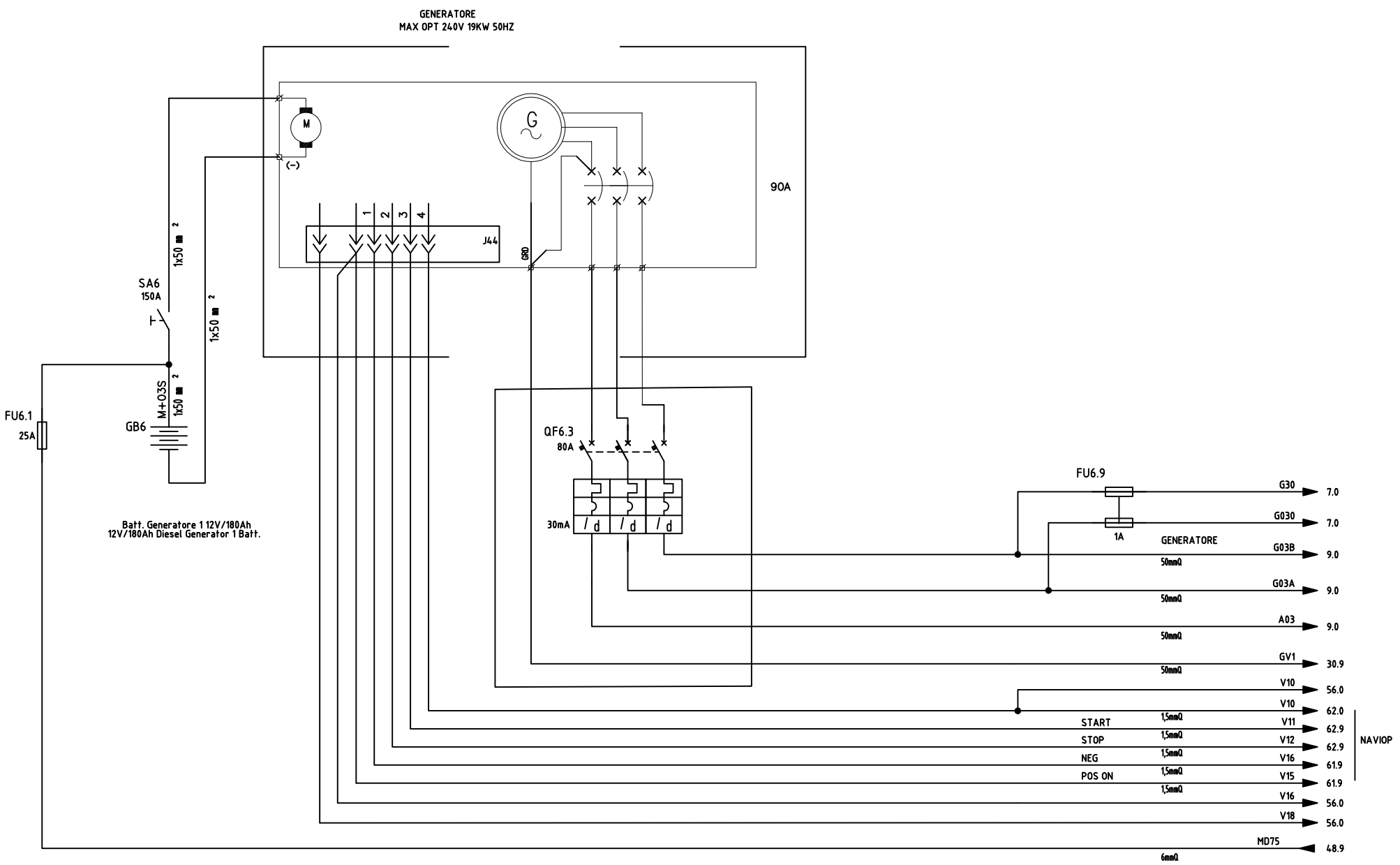

ELETTRONSEA	DATA	15/03/24			FERRETTI	*Ferretti F670MY USA – Schema elettrico* *Ferretti F670MY USA – Electrical diagram*	File 04_SCH_F670MY-62-USA
	DISEGN.	EL	02	AS BUILT 05.07.24			
	VISTO		01	PRELIMINARE 04.04.24		GENERATORI *GENERATORS*	Commessa F670MY USA
	APPR.		REV.	MODIFICA DATA			Foglio D6 SegUSA D7

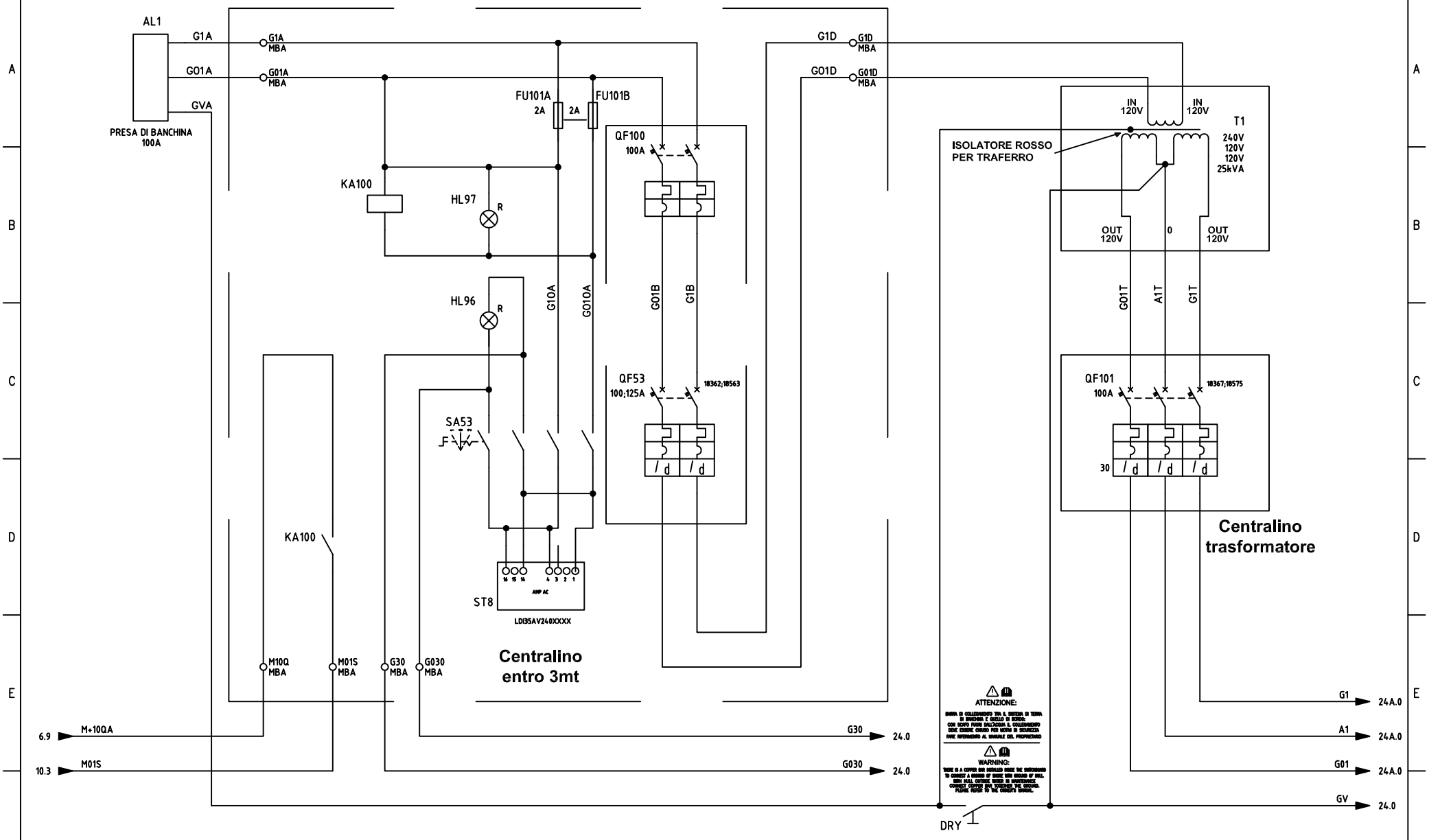

ELETTRONSEA	DATA	15/03/24				FERRETTI	*Ferretti F670MY USA – Schema elettrico*	File 04_SCH_F670MY-62-USA	=
	DISEGN.	EL	02	AS BUILT	05.07.24		*Ferretti F670MY USA – Electrical diagram*		+
	VISTO		01	PRELIMINARE	04.04.24		PRESA DI BANCHINA 240V AC	Commessa F670MY USA	Foglio D7
	APPR.		REV.	MODIFICA	DATA		*240V AC SHORE SUPPLY*		SegUSA D8

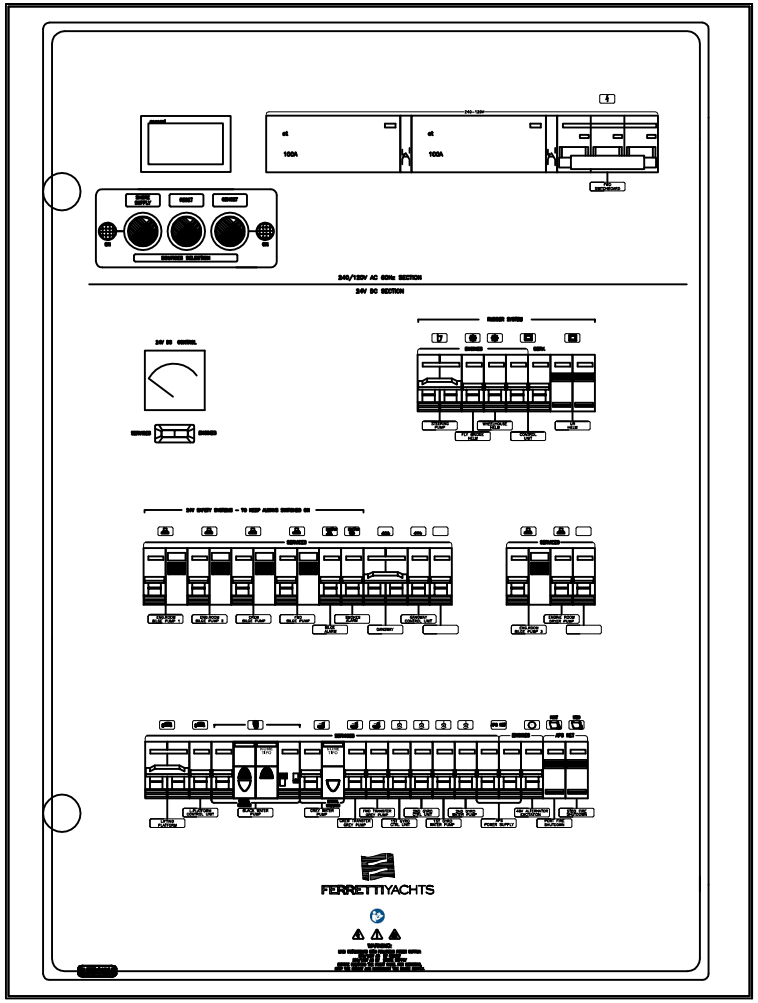

ELETTRONSEA	DATA	15/03/24				FERRETTI	*Ferretti F670MY USA – Schema elettrico* *Ferretti F670MY USA – Electrical diagram*	File 04_SCH_F670MY-62-USA
	DISEGN.	EL	02	AS BUILT	05.07.24			
	VISTO		01	PRELIMINARE	04.04.24		QUADRO ELETTRICO ZONA EQUIP. *CREW ZONE SWITCHBOARD*	Commessa F670MY USA
	APPR.		REV.	MODIFICA	DATA			Foglio D8 SegUSA D9

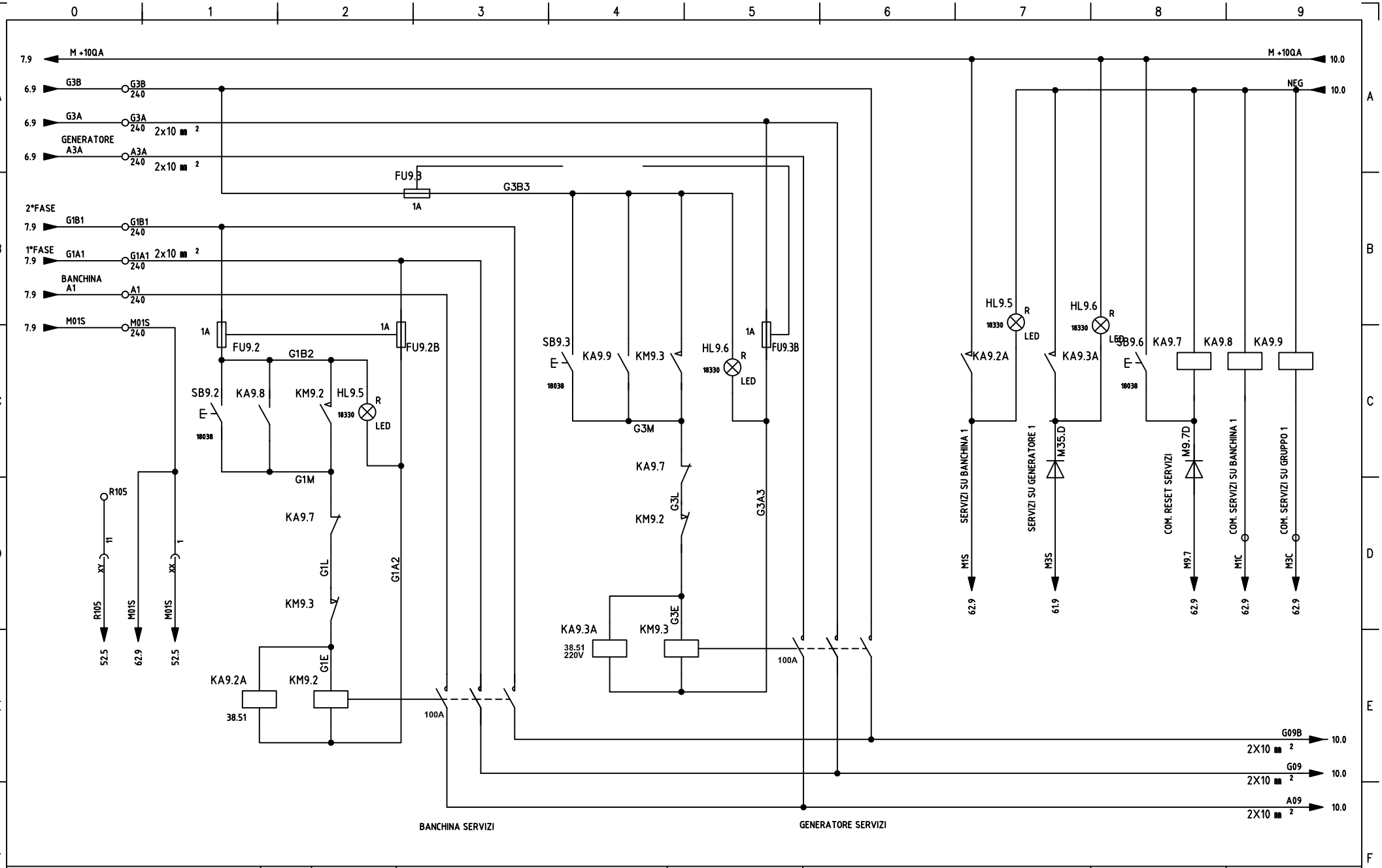

ELETTRONSEA	DATA	15/03/24				FERRETTI	Ferretti F670MY USA – Schema elettrico Ferretti F670MY USA – Electrical diagram
	DISEGN.	EL	02	AS BUILT	05.07.24		
	VISTO		01	PRELIMINARE	04.04.24		QUADRO ELETTRICO ZONA EQUIP. CREW ZONE SWITCHBOARD
	APPR.		REV.	MODIFICA	DATA		

File: 04_SCH_F670MY-62-USA

Commessa: F670MY USA

Foglio D9

SegUSA D10

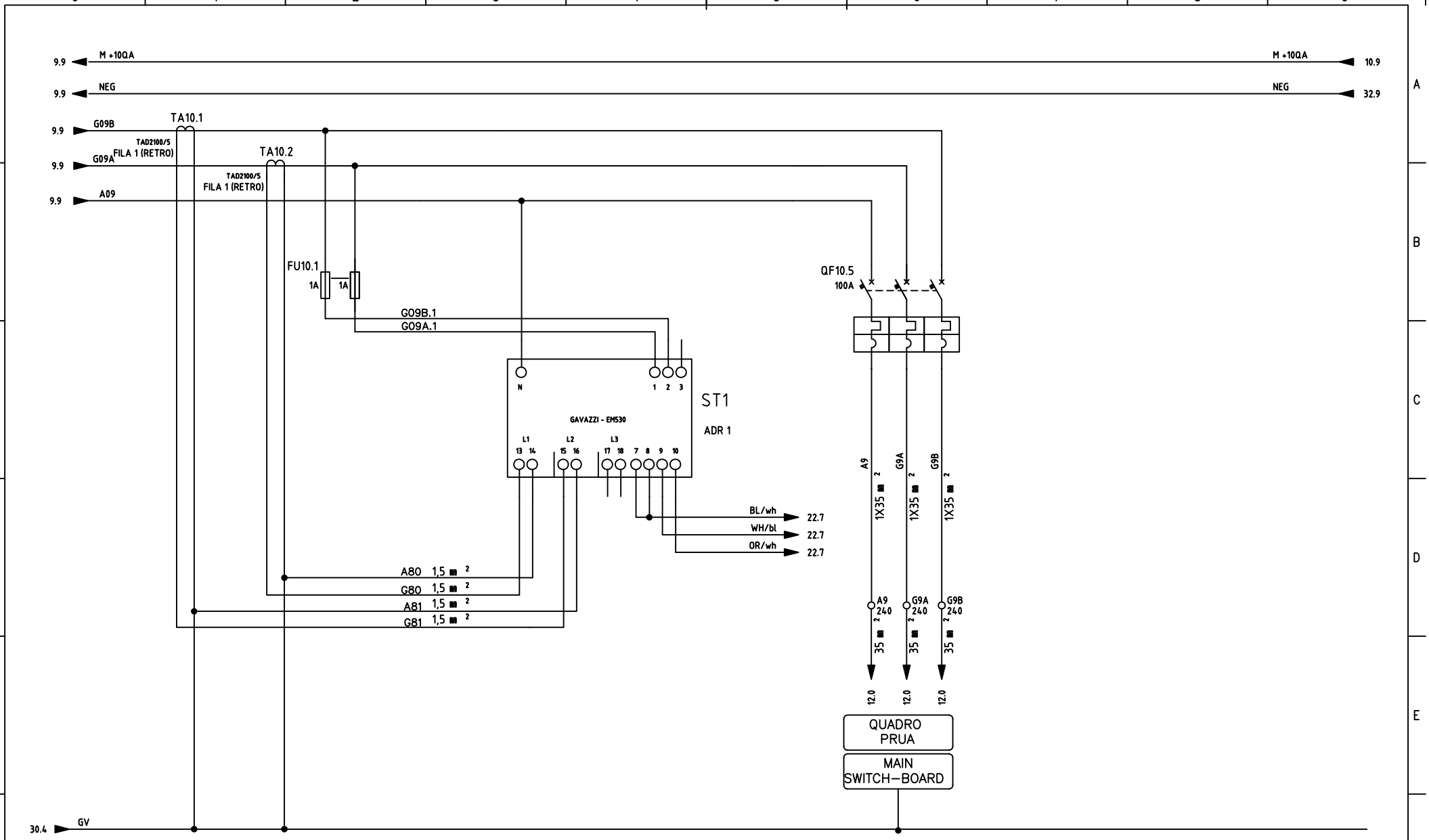

ELETTRONSEA	DATA	15/03/24				FERRETTI	*Ferretti F670MY USA – Schema elettrico* *Ferretti F670MY USA – Electrical diagram*	File 04_SCH_F670MY-62-USA
	DISEGN.	EL	02	AS BUILT	05.07.24			
	VISTO		01	PRELIMINARE	04.04.24		QUADRO ELETTRICO ZONA EQUIP. *CREW ZONE SWITCHBOARD*	Commessa F670MY USA
	APPR.		REV.	MODIFICA	DATA			Foglio D10 SegUSA D11

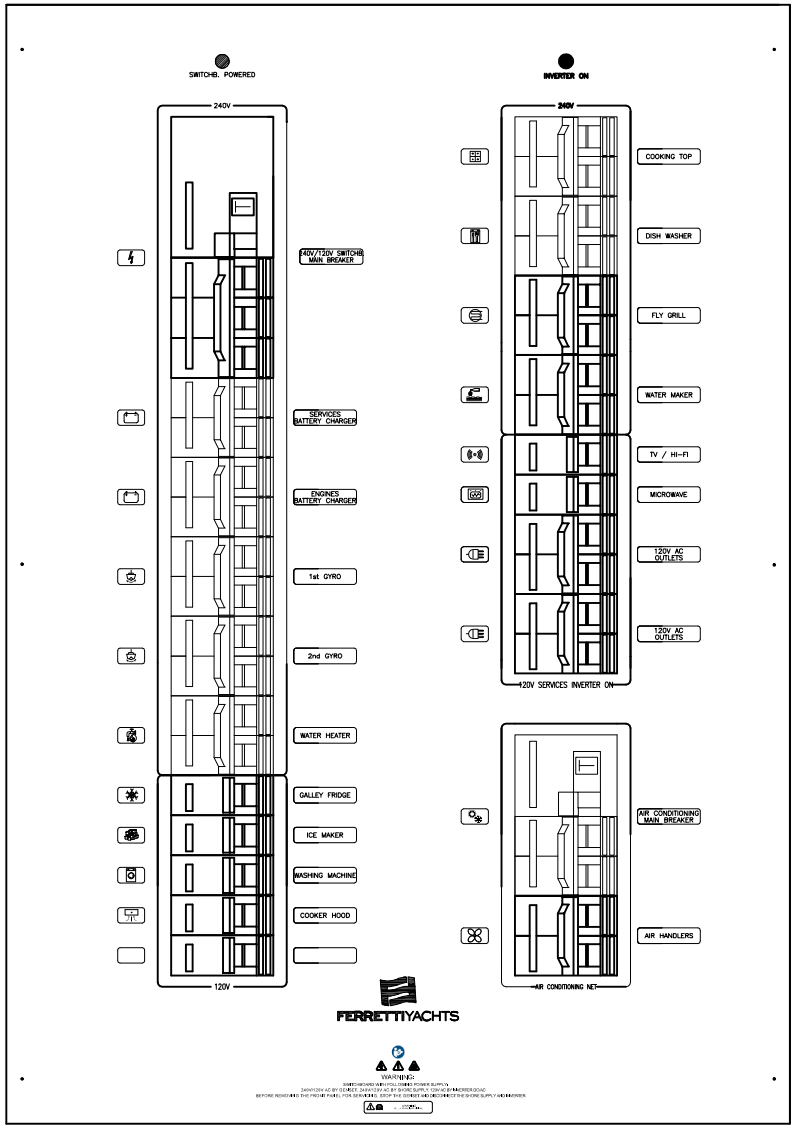

ELETTRONSEA	DATA	15/03/24			FERRETTI	Ferretti F670MY USA – Schema elettrico Ferretti F670MY USA – Electrical diagram
	DISEGN.	EL	02	AS BUILT	05.07.24	
	VISTO		01	PRELIMINARE	04.04.24	QUADRO ELETTRICO 240V PLANCIA WHEELH. 240V SWITCHBOARD
	APPR.		REV.	MODIFICA	DATA	

File 04_SCH_F670MY-62-USA

Commessa F670MY USA

Foglio D11

SegUSA D12

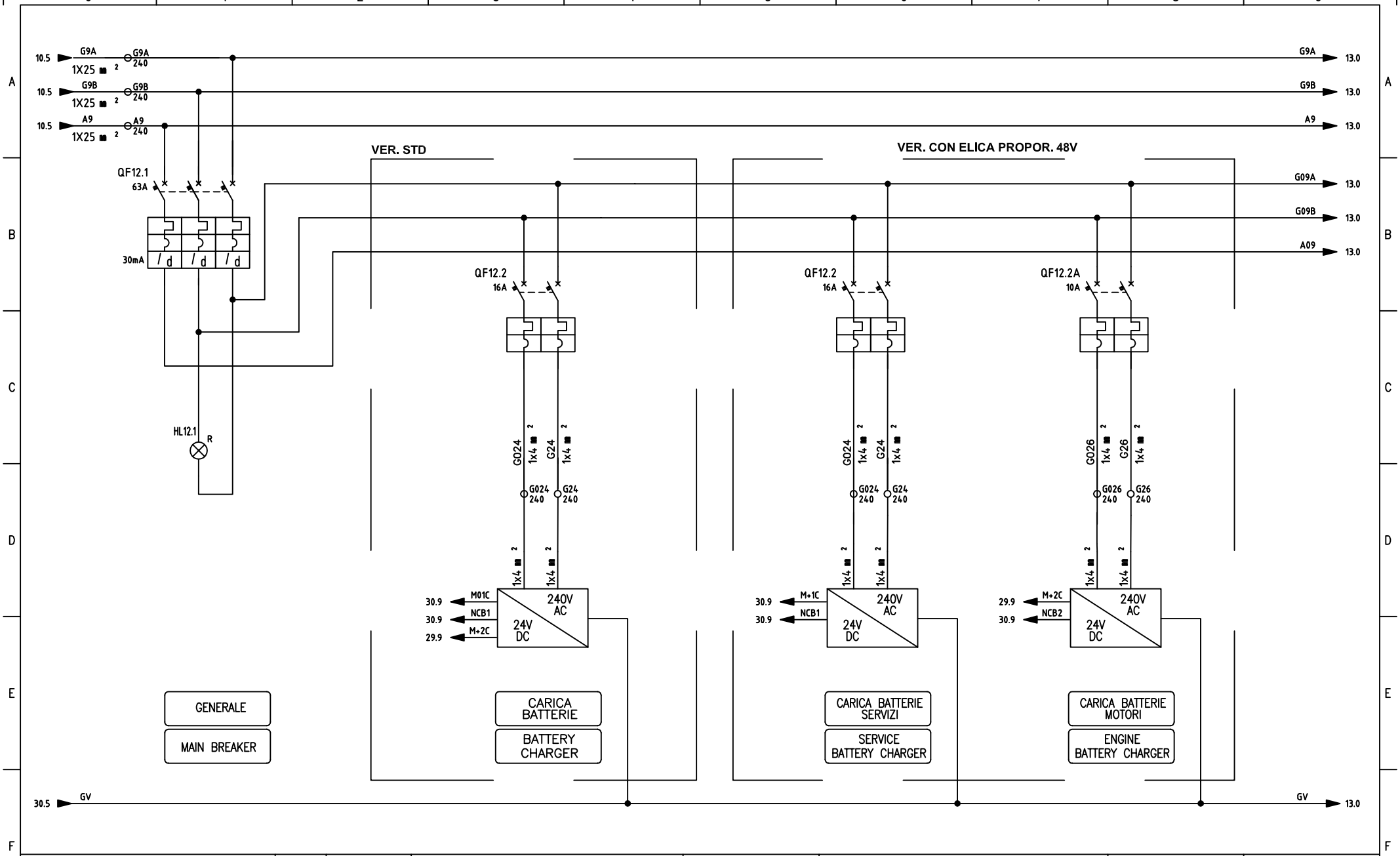

ELETTRONSEA	DATA	15/03/24				FERRETTI	Ferretti F670MY USA – Schema elettrico Ferretti F670MY USA – Electrical diagram
	DISEGN.	EL	02	AS BUILT	05.07.24		
	VISTO		01	PRELIMINARE	04.04.24		QUADRO ELETTRICO 240V PLANCIA WHEELH. 240V SWITCHBOARD
	APPR.		REV.	MODIFICA	DATA		

File: 04_SCH_F670MY-62-USA

Commessa: F670MY USA

Foglio D12

SegUSA D13

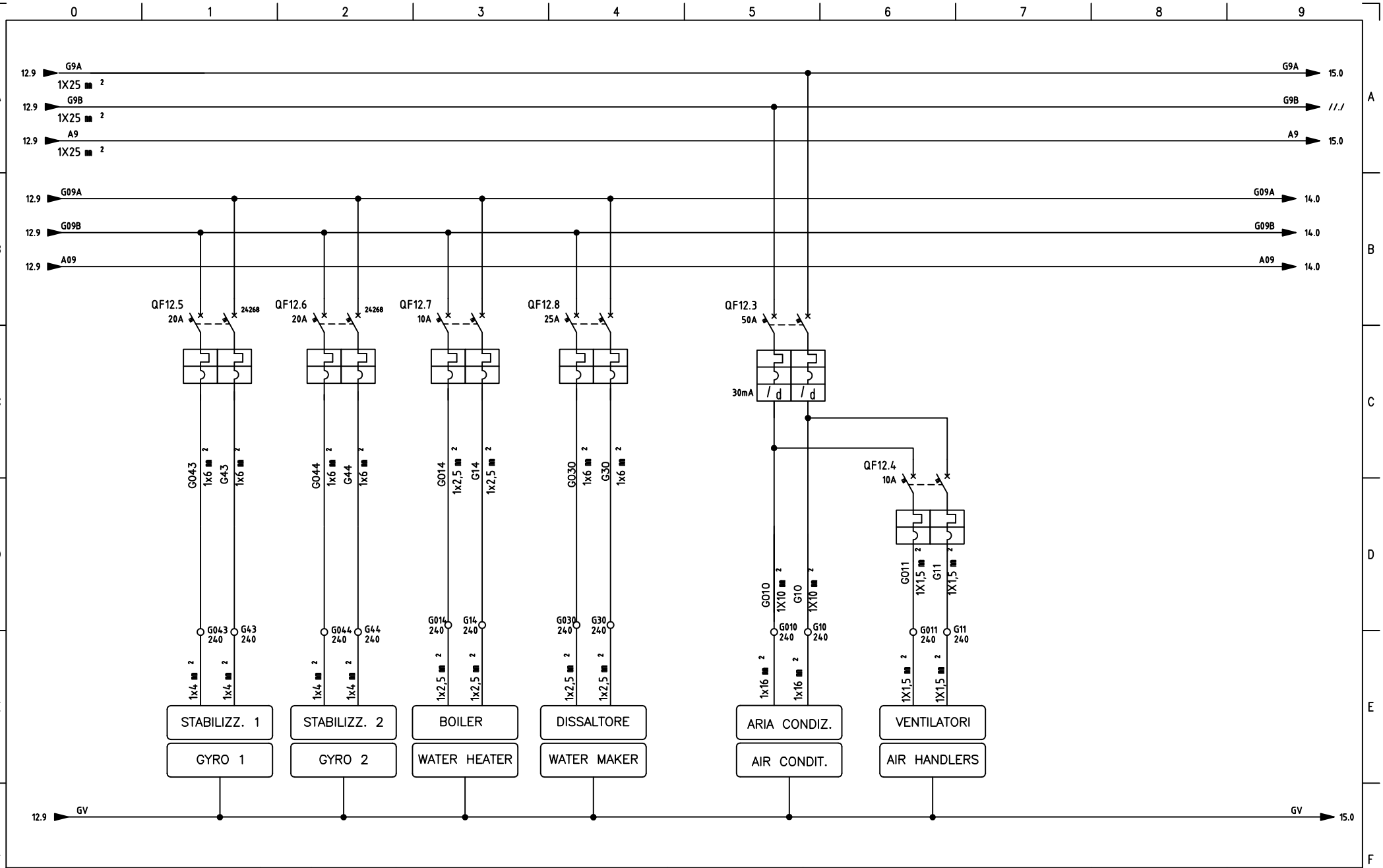

ELETTRONSEA

DATA	15/03/24			
DISEGN.	EL	02	AS BUILT	05.07.24
VISTO		01	PRELIMINARE	04.04.24
APPR.		REV.	MODIFICA	DATA

FERRETTI

Ferretti F670MY USA – Schema elettrico
Ferretti F670MY USA – Electrical diagram

QUADRO ELETTRICO 240V PLANCIA
WHEELH. 240V SWITCHBOARD

File 04_SCH_F670MY-62-USA

Commessa F670MY USA

Foglio D13

SegUSA D14

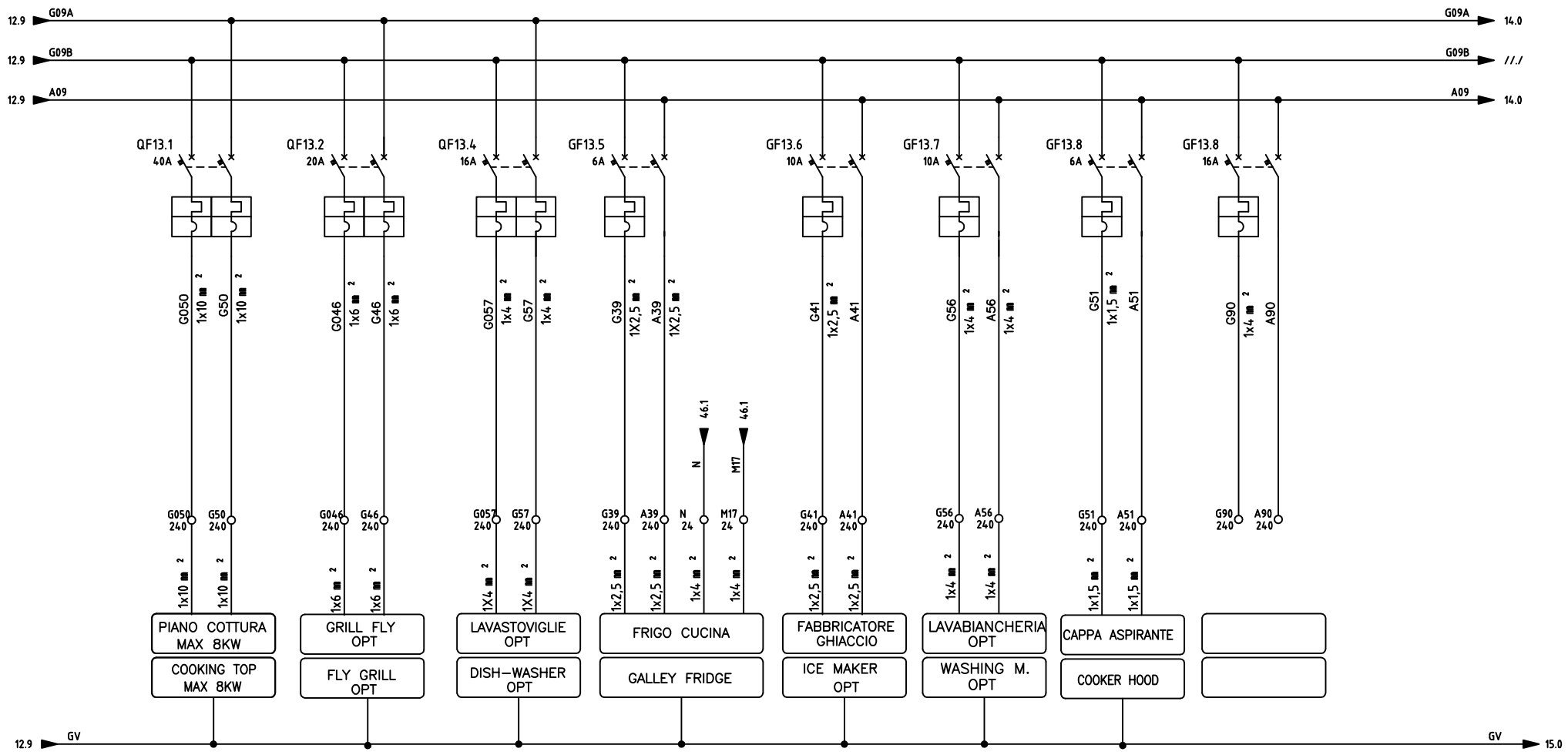

ELETTRONSEA	DATA	15/03/24				FERRETTI	Ferretti F670MY USA – Schema elettrico Ferretti F670MY USA – Electrical diagram
	DISEGN.	EL	02	AS BUILT	05.07.24		
	VISTO		01	PRELIMINARE	04.04.24		QUADRO ELETTRICO 240V PLANCIA WHEELH. 240V SWITCHBOARD
	APPR.		REV.	MODIFICA	DATA		

File: 04_SCH_F670MY-62-USA

Commessa: F670MY USA

Foglio D14

SegUSA D15

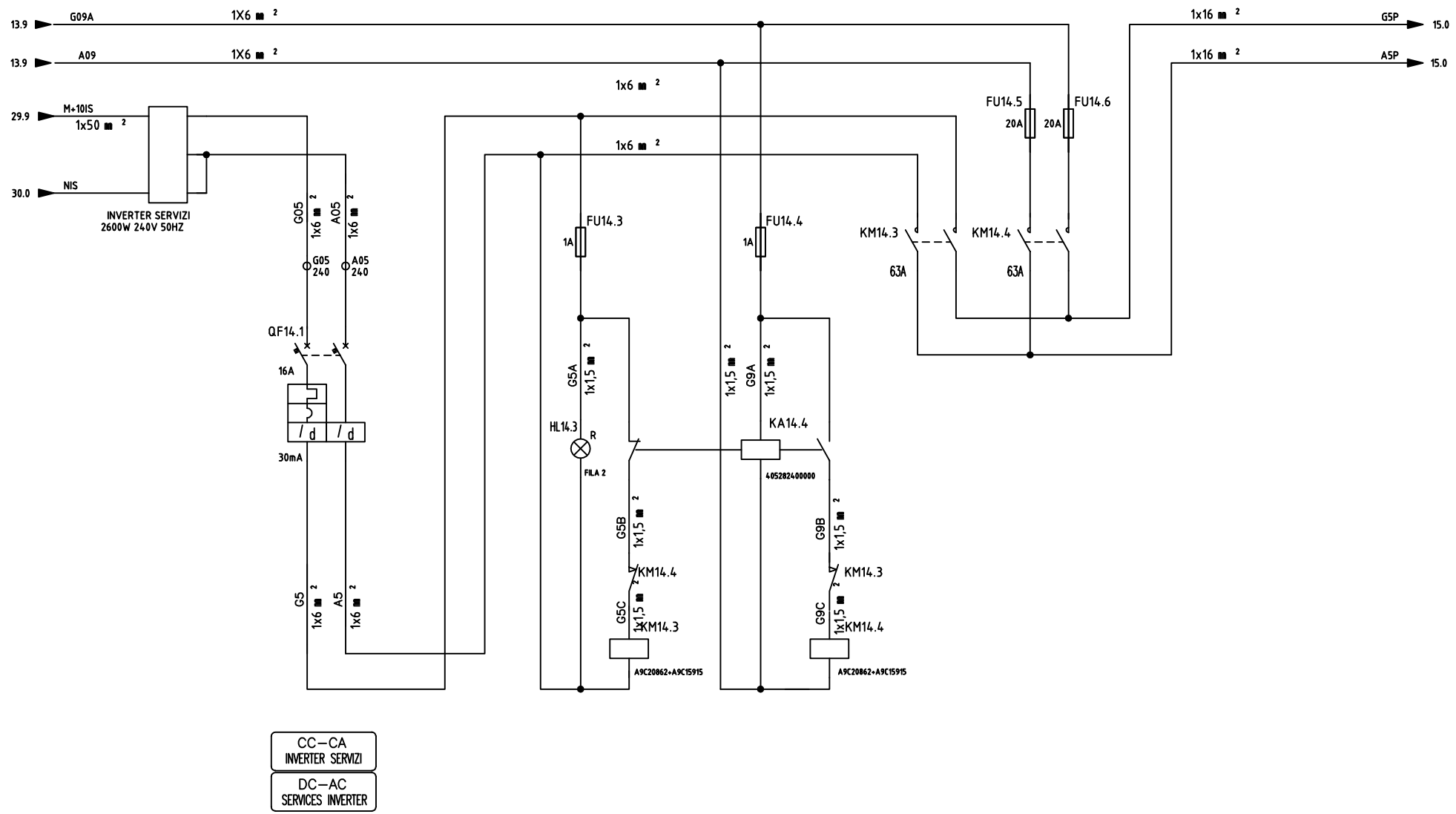

ELETTRONSEA	DATA	15/03/24				
	DISEGN.	EL	02	AS BUILT	05.07.24	
	VISTO		01	PRELIMINARE	04.04.24	
	APPR.		REV.	MODIFICA	DATA	

FERRETTI

Ferretti F670MY USA – Schema elettrico
Ferretti F670MY USA – Electrical diagram

QUADRO ELETTRICO 240V PLANCIA
WHEELH. 240V SWITCHBOARD

File 04_SCH_F670MY-62-USA

Commessa F670MY USA

Foglio D15

SegUSA D16

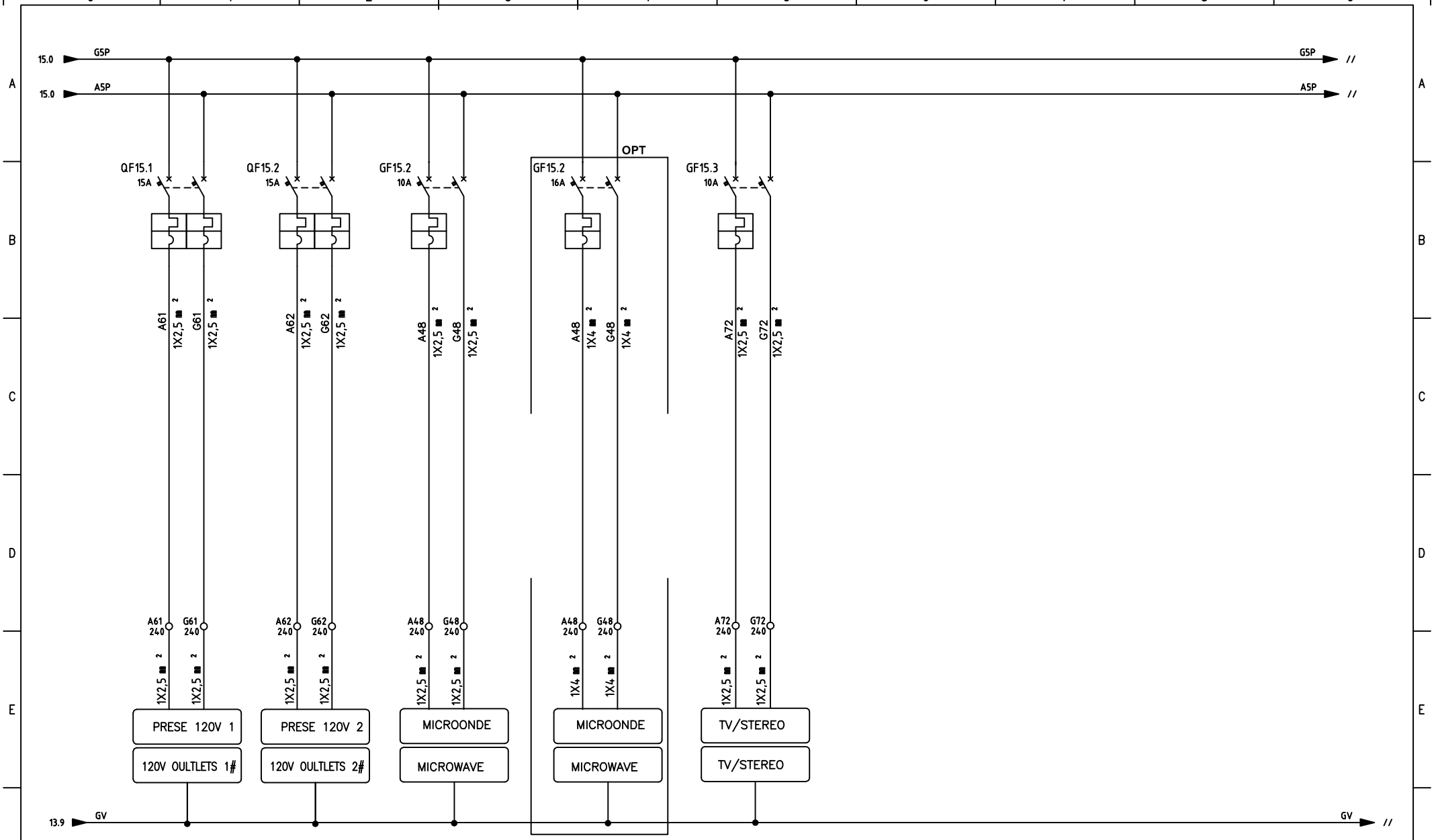

ELETTRONSEA	DATA	15/03/24				FERRETTI	Ferretti F670MY USA – Schema elettrico Ferretti F670MY USA – Electrical diagram
	DISEGN.	EL	02	AS BUILT	05.07.24		
	VISTO		01	PRELIMINARE	04.04.24		DISPONIBILE AVAILABLE
	APPR.		REV.	MODIFICA	DATA		

File 04_SCH_F670MY-62-USA

Commessa F670MY USA

Foglio D16

SegUSA D17



DATA	15/03/24			
DISEGN.	EL	02	AS BUILT	05.07.24
VISTO		01	PRELIMINARE	04.04.24
APPR.		REV.	MODIFICA	DATA

FERRETTI

Ferretti F670MY USA – Schema elettrico
Ferretti F670MY USA – Electrical diagram

DISPONIBILE
AVAILABLE

File 04_SCH_F670MY-62-USA

Commessa F670MY USA

Foglio D17
SegUSA D29

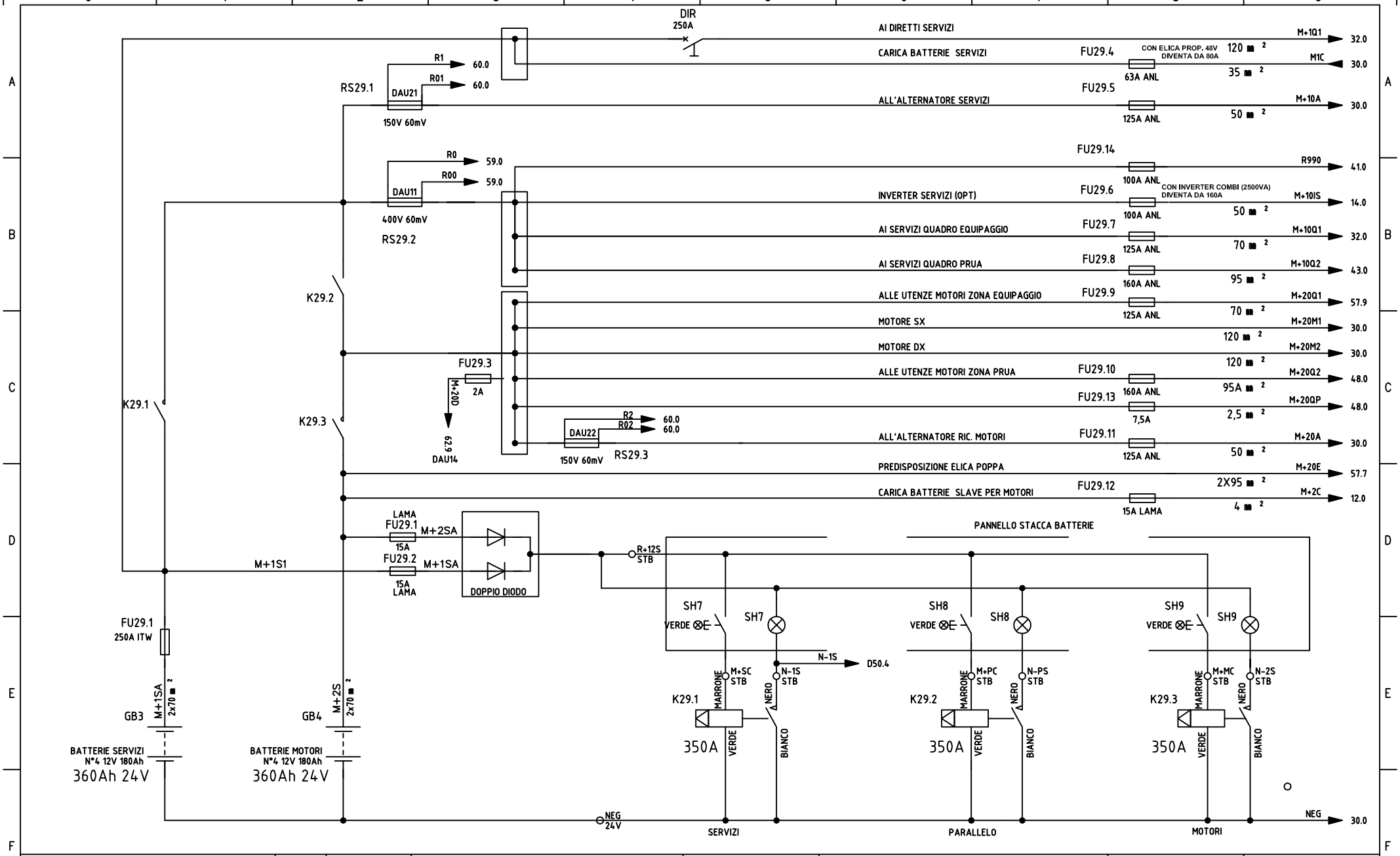

ELETTRONSEA	DATA	15/03/24				
	DISEGN.	EL	02	AS BUILT	05.07.24	
	VISTO		01	PRELIMINARE	04.04.24	
	APPR.		REV.	MODIFICA	DATA	

FERRETTI

Ferretti F670MY USA – Schema elettrico
Ferretti F670MY USA – Electrical diagram

BOX STACCA BATTERIE
BATTERY SWITCH BOX

File: 04_SCH_F670MY-62-USA

Commessa: F670MY USA

Foglio: D29
SegUSA: D30

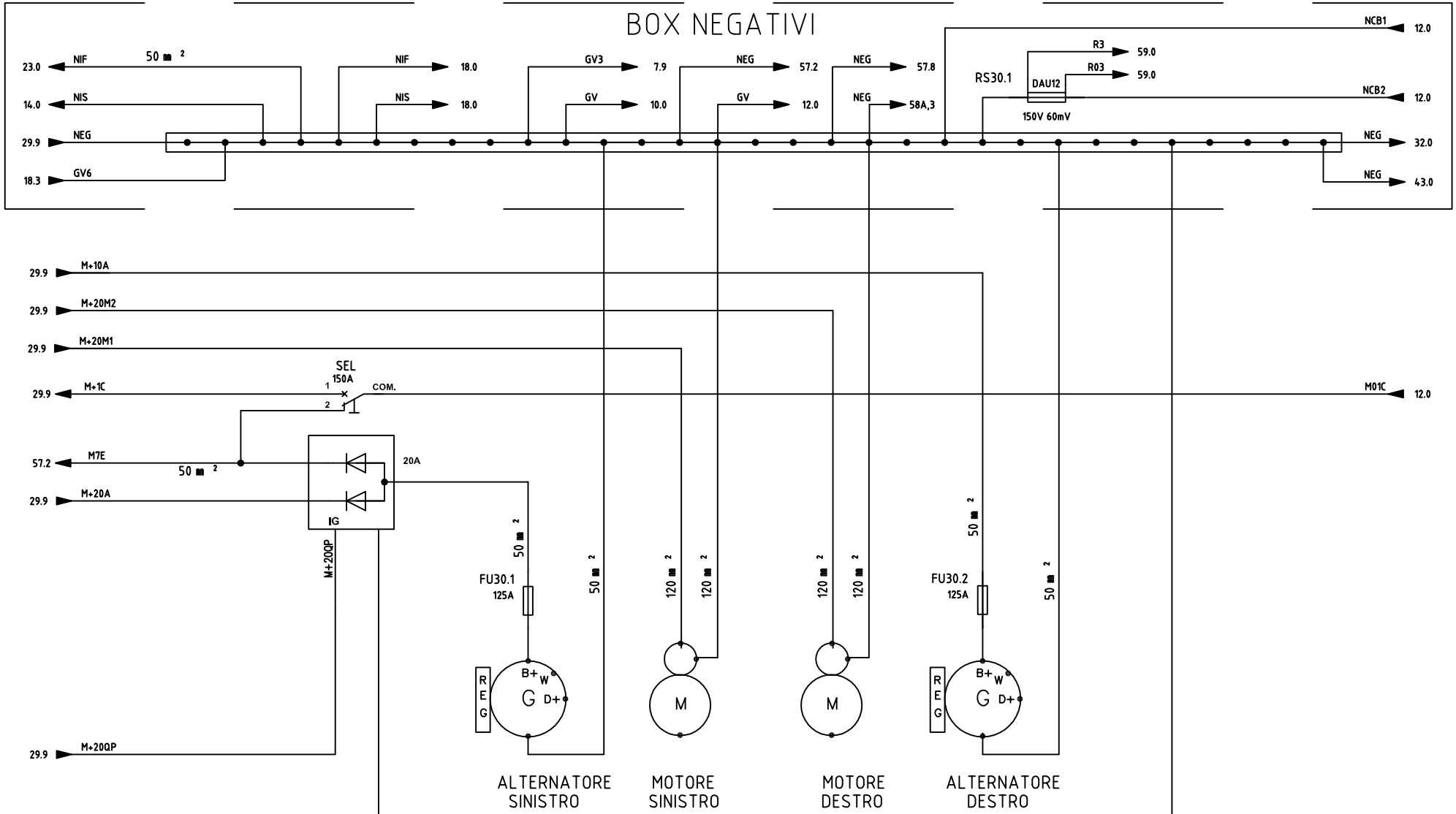

ELETTRONSEA	DATA	15/03/24				FERRETTI	Ferretti F670MY USA – Schema elettrico Ferretti F670MY USA – Electrical diagram
	DISEGN.	EL	02	AS BUILT	05.07.24		
	VISTO		01	PRELIMINARE	04.04.24		RICARICA DA ALTERNATORI ALTERNATOR RECHARGING SYSTEM
	APPR.		REV.	MODIFICA	DATA		

File: 04_SCH_F670MY-62-USA

Commessa: F670MY USA

Foglio: D30

SegUSA: D30A

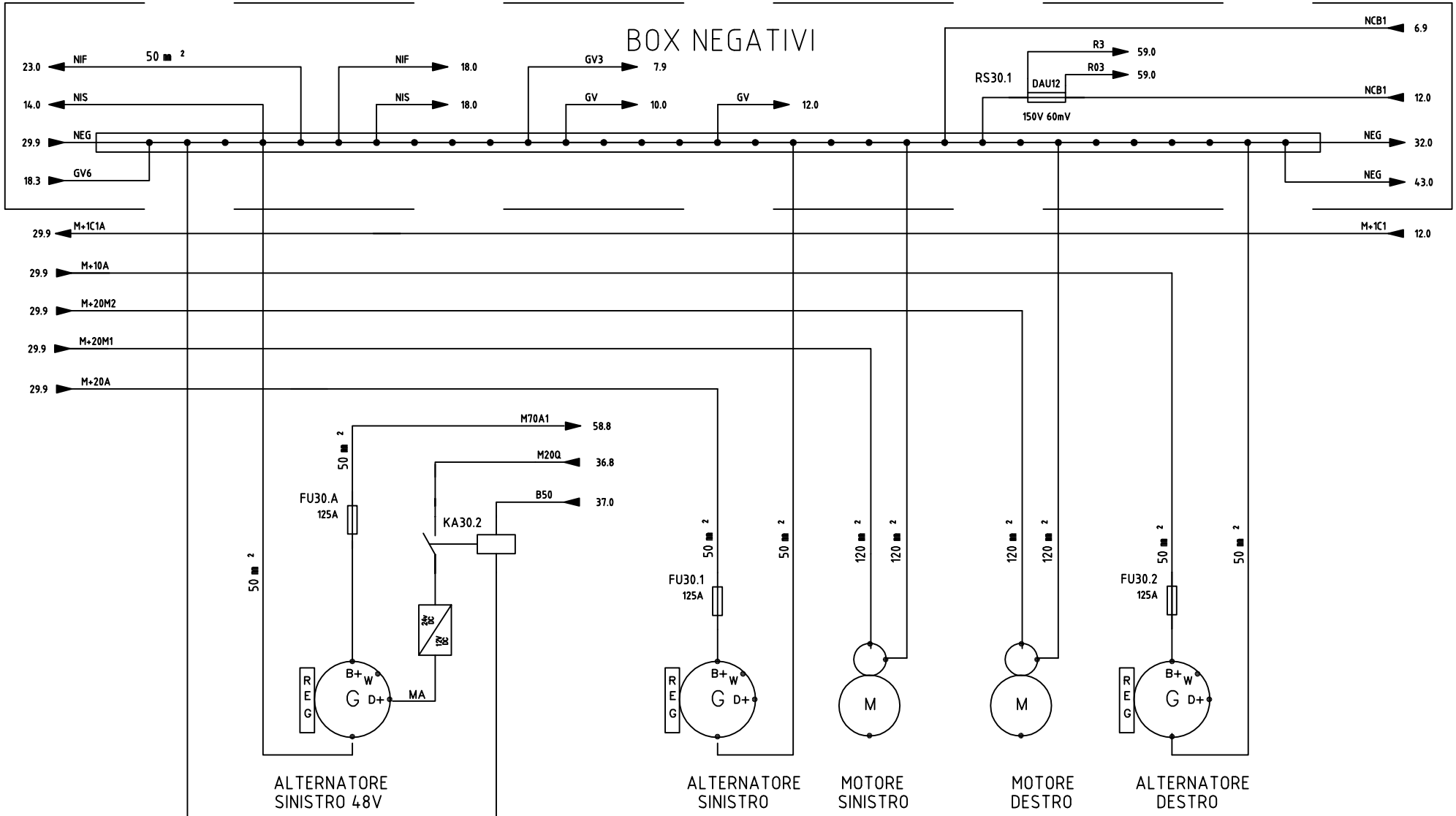

ELETTRONSEA	DATA	15/03/24				FERRETTI	Ferretti F670MY USA – Schema elettrico Ferretti F670MY USA – Electrical diagram
	DISEGN.	EL	02	AS BUILT	05.07.24		
	VISTO		01	PRELIMINARE	04.04.24		RICARICA DA ALTERNATORI OPT OPT ALTERNATOR RECHARGING SYSTEM
	APPR.		REV.	MODIFICA	DATA		

File 04_SCH_F670MY-62-USA

Commessa F670MY USA

Foglio D30A

SegUSA D31

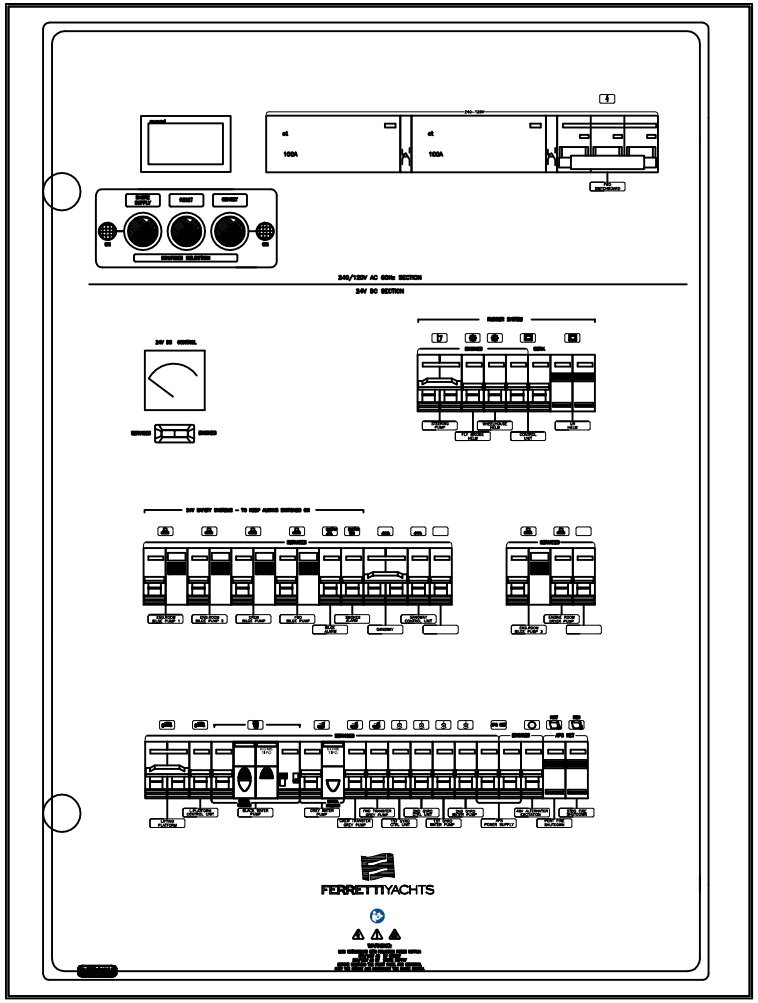

ELETTRONSEA	DATA	15/03/24				FERRETTI	*Ferretti F670MY USA – Schema elettrico* *Ferretti F670MY USA – Electrical diagram*	File 04_SCH_F670MY-62-USA
	DISEGN.	EL	02	AS BUILT	05.07.24			
	VISTO		01	PRELIMINARE	04.04.24		QUADRO ELETTRICO ZONA EQUIPAGGIO 24V *CREW ZONE 24V SWITCHBOARD*	Commessa F670MY USA
	APPR.		REV.	MODIFICA	DATA			Foglio D31 SegUSA D32

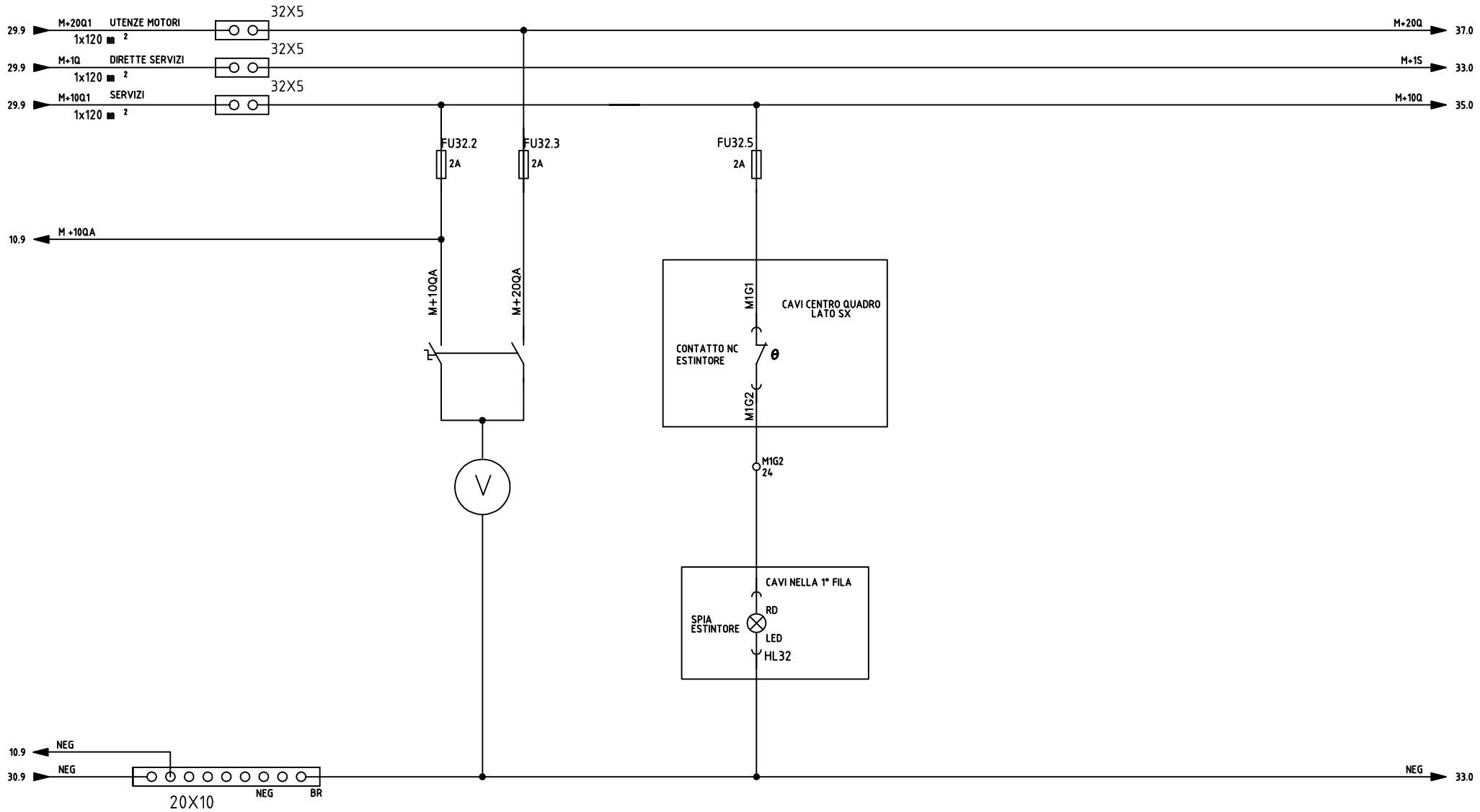

ELETTRONSEA	DATA	15/03/24				FERRETTI	*Ferretti F670MY USA – Schema elettrico* *Ferretti F670MY USA – Electrical diagram*	File 04_SCH_F670MY-62-USA
	DISEGN.	EL	02	AS BUILT	05.07.24			
	VISTO		01	PRELIMINARE	04.04.24		QUADRO ELETTRICO ZONA EQUIPAGGIO 24V *CREW ZONE 24V SWITCHBOARD*	Commessa F670MY USA
	APPR.		REV.	MODIFICA	DATA			Foglio D32 SegUSA D33

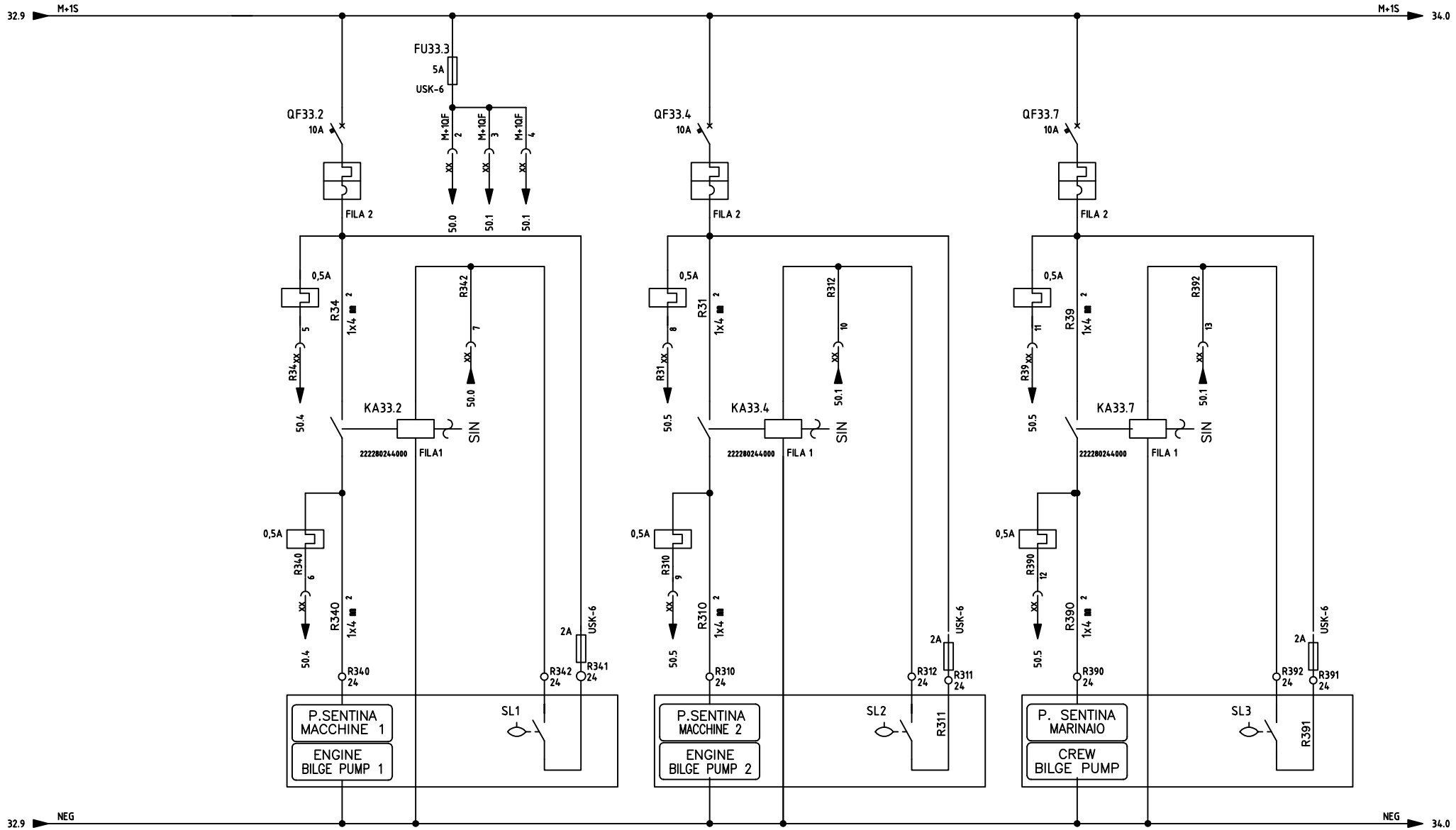

ELETTRONSEA	DATA	15/03/24			FERRETTI	*Ferretti F670MY USA – Schema elettrico* *Ferretti F670MY USA – Electrical diagram*	File 04_SCH_F670MY-62-USA
TUTTI I DIRITTI SONO RISERVATI ALLA ELETTRONSEA	DISEGN.	EL	02	AS BUILT	05.07.24		
	VISTO		01	PRELIMINARE	04.04.24	QUADRO ELETTRICO ZONA EQUIPAGGIO 24V *CREW ZONE 24V SWITCHBOARD*	Commessa F670MY USA
	APPR.		REV.	MODIFICA	DATA		Foglio D33 SegUSA D34

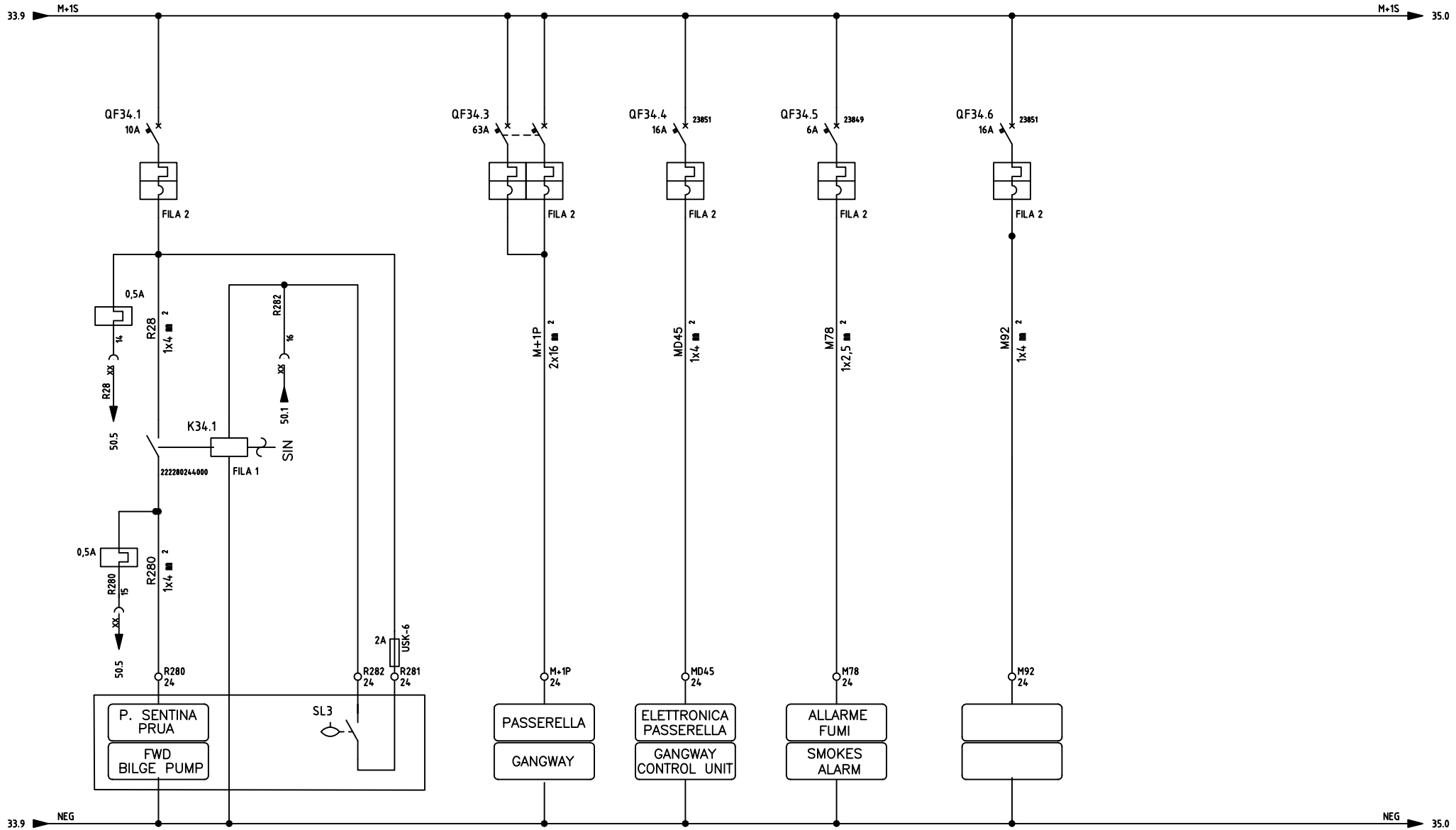

ELETTRONSEA	DATA	15/03/24				
	DISEGN.	EL	02	AS BUILT	05.07.24	
	VISTO		01	PRELIMINARE	04.04.24	
	APPR.		REV.	MODIFICA	DATA	

FERRETTI

Ferretti F670MY USA – Schema elettrico
Ferretti F670MY USA – Electrical diagram

QUADRO ELETTRICO ZONA EQUIPAGGIO 24V
CREW ZONE 24V SWITCHBOARD

File: 04_SCH_F670MY-62-USA

Commessa: F670MY USA

Foglio: D34

SegUSA: D35

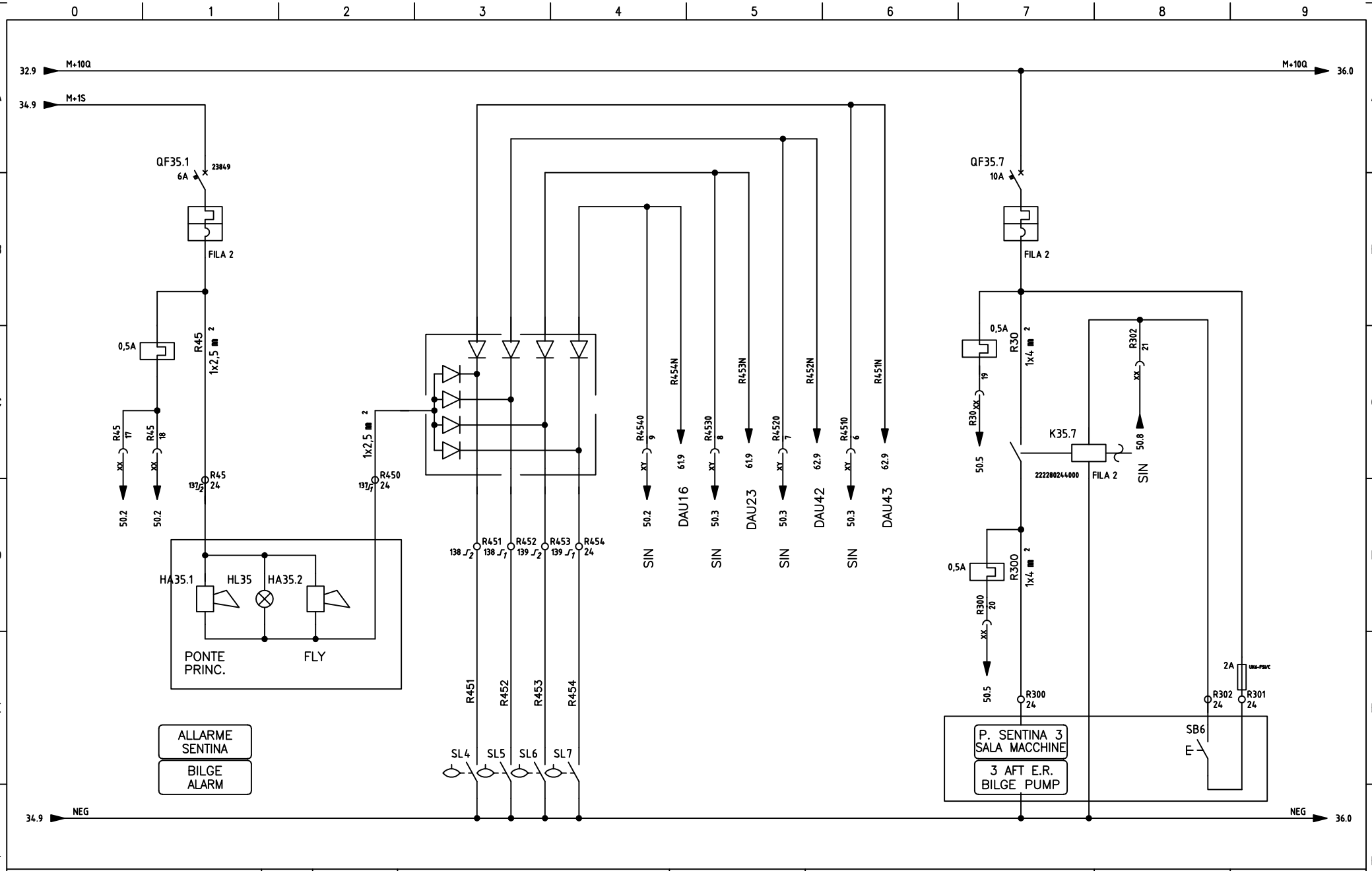

ELETTRONSEA	DATA	15/03/24				FERRETTI	Ferretti F670MY USA – Schema elettrico Ferretti F670MY USA – Electrical diagram
	DISEGN.	EL	02	AS BUILT	05.07.24		
	VISTO		01	PRELIMINARE	04.04.24		QUADRO ELETTRICO ZONA EQUIPAGGIO 24V *CREW ZONE 24V SWITCHBOARD*
	APPR.		REV.	MODIFICA	DATA		

File: 04_SCH_F670MY-62-USA

Commessa: F670MY USA

Foglio D35

SegUSA D36

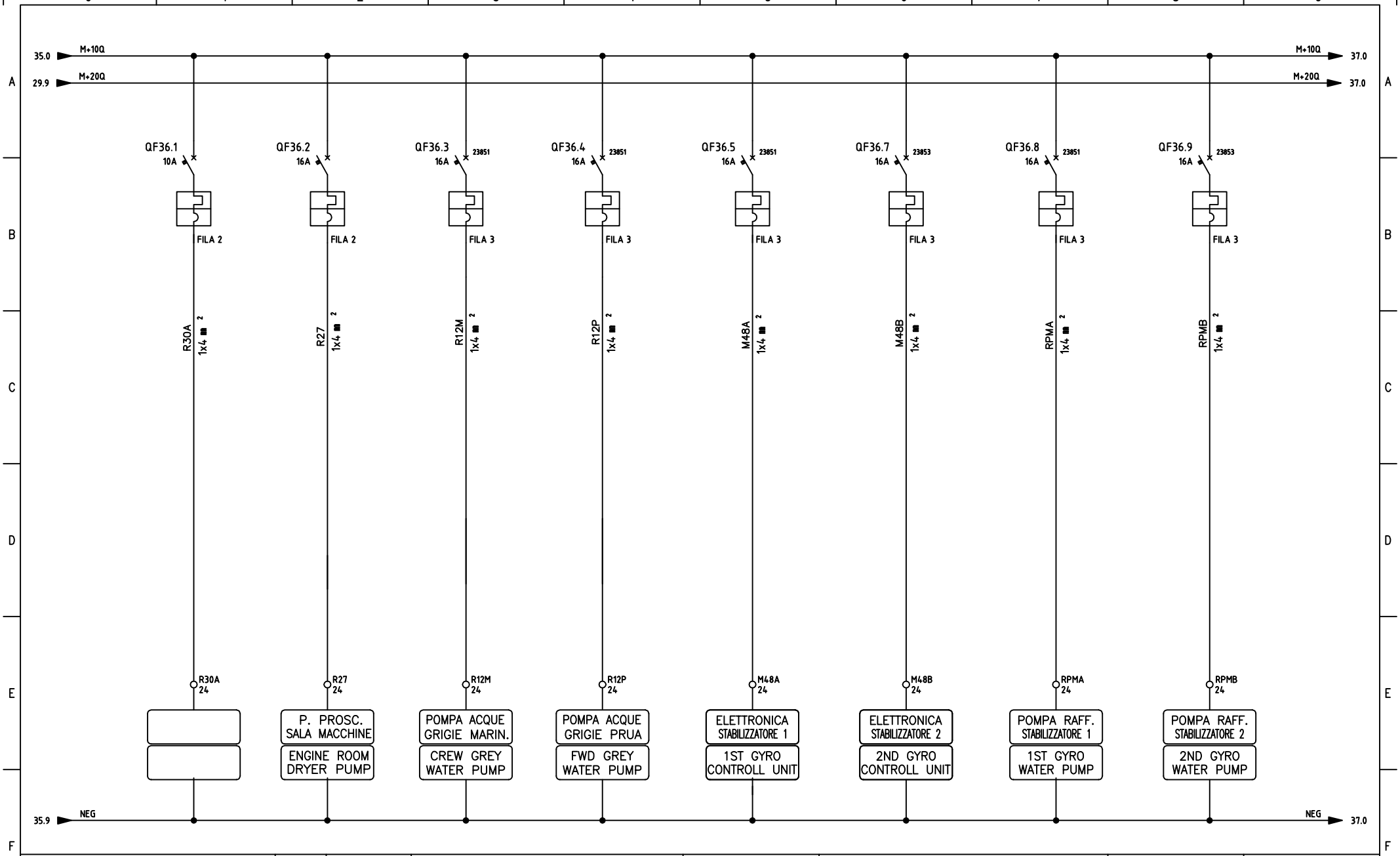

ELETTRONSEA	DATA	15/03/24			FERRETTI	*Ferretti F670MY USA – Schema elettrico* *Ferretti F670MY USA – Electrical diagram*	File 04_SCH_F670MY-62-USA
	DISEGN.	EL	02	AS BUILT 05.07.24			
	VISTO		01	PRELIMINARE 04.04.24		QUADRO ELETTRICO ZONA EQUIPAGGIO 24V *CREW ZONE 24V SWITCHBOARD*	Commessa F670MY USA
	APPR.		REV.	MODIFICA DATA			Foglio D36 SegUSA D37

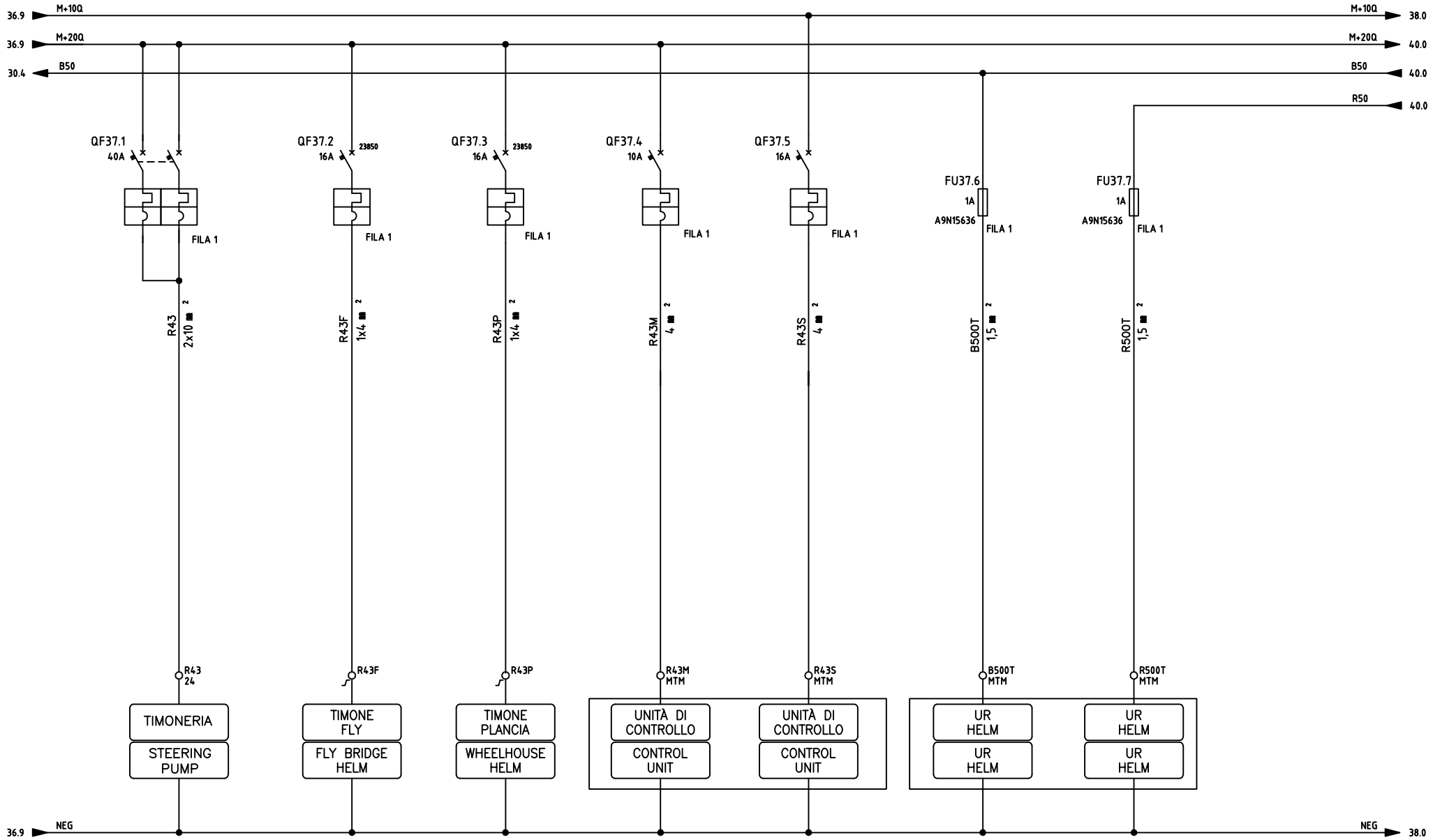

ELETTRONSEA	DATA	15/03/24				FERRETTI	Ferretti F670MY USA – Schema elettrico Ferretti F670MY USA – Electrical diagram
	DISEGN.	EL	02	AS BUILT	05.07.24		
	VISTO		01	PRELIMINARE	04.04.24		QUADRO ELETTRICO ZONA EQUIPAGGIO 24V CREW ZONE 24V SWITCHBOARD
	APPR.		REV.	MODIFICA	DATA		

File: 04_SCH_F670MY-62-USA

Commessa: F670MY USA

Foglio: D37

SegUSA: D38

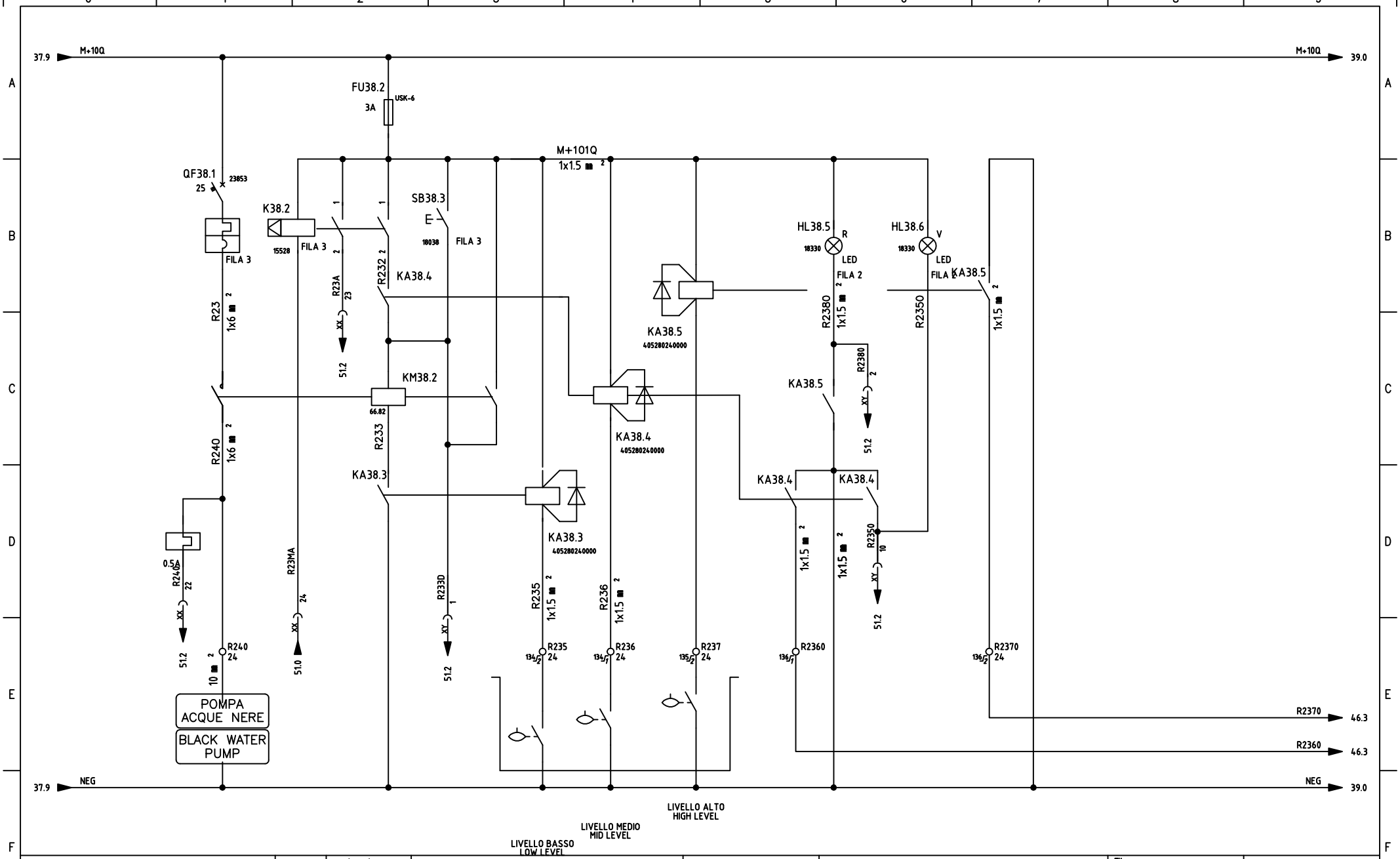

ELETTRONSEA	DATA	15/03/24				
	DISEGN.	EL	02	AS BUILT	05.07.24	
	VISTO		01	PRELIMINARE	04.04.24	
	APPR.		REV.	MODIFICA	DATA	

FERRETTI

Ferretti F670MY USA – Schema elettrico
Ferretti F670MY USA – Electrical diagram

QUADRO ELETTRICO ZONA EQUIPAGGIO 24V
CREW ZONE 24V SWITCHBOARD

File: 04_SCH_F670MY-62-USA

Commessa: F670MY USA

Foglio: D38

SegUSA: D39

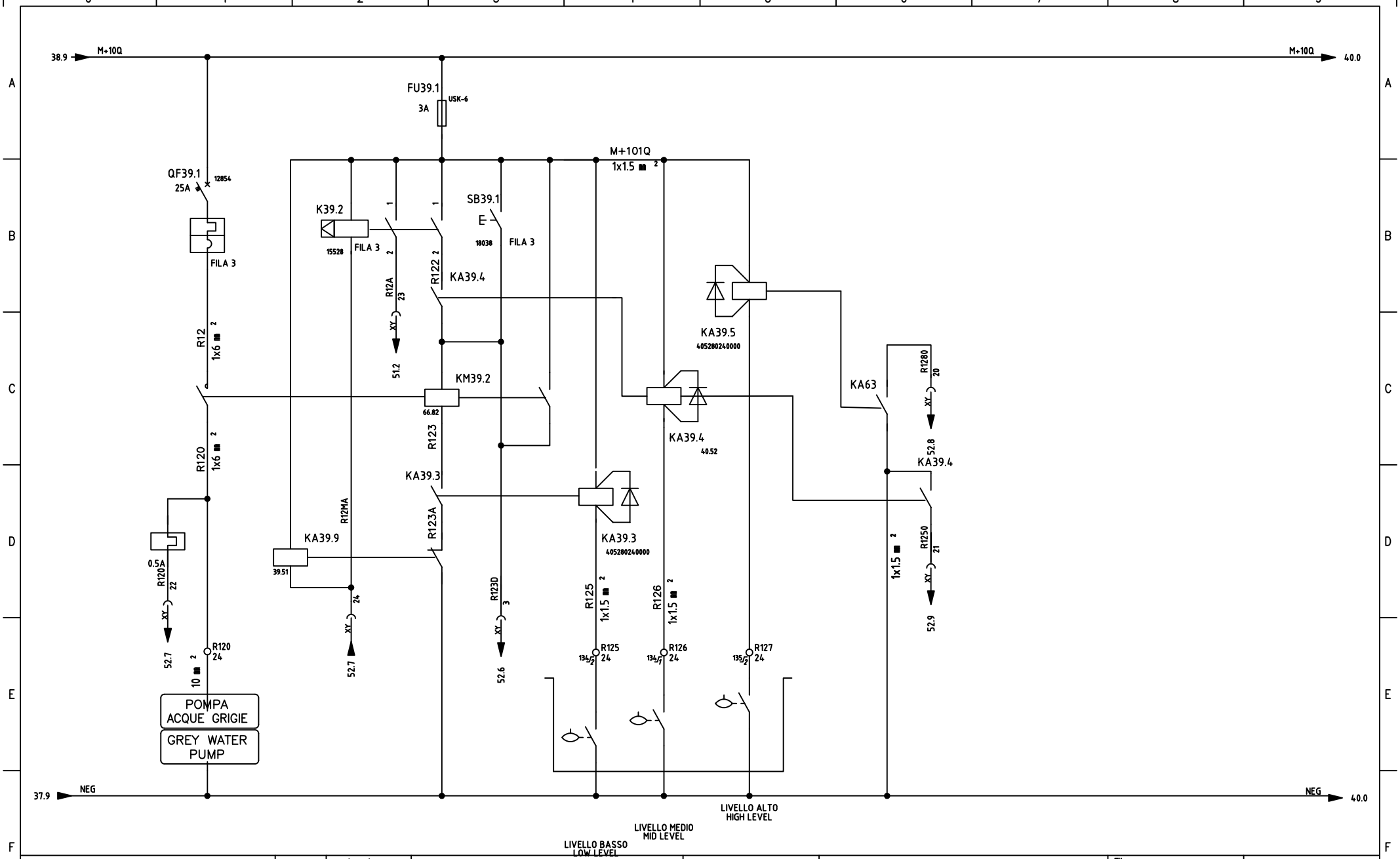

ELETTRONSEA	DATA	15/03/24			FERRETTI	Ferretti F670MY USA – Schema elettrico Ferretti F670MY USA – Electrical diagram
	DISEGN.	EL	02	AS BUILT	05.07.24	
	VISTO		01	PRELIMINARE	04.04.24	QUADRO ELETTRICO ZONA EQUIPAGGIO 24V CREW ZONE 24V SWITCHBOARD
	APPR.		REV.	MODIFICA	DATA	

File: 04_SCH_F670MY-62-USA

Commessa: F670MY USA

Foglio: D39

SegUSA: D40

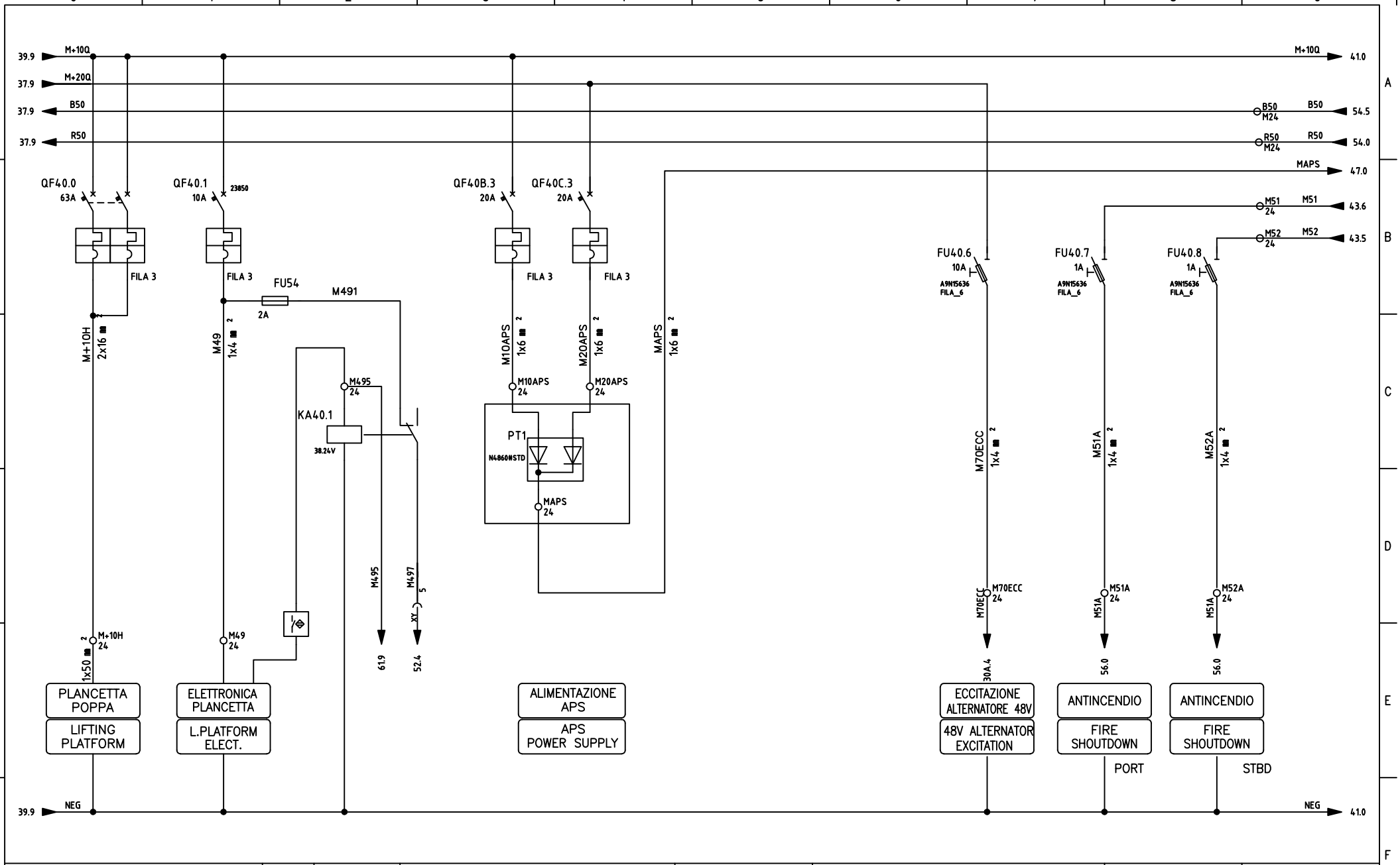

ELETTRONSEA	DATA	15/03/24				FERRETTI	Ferretti F670MY USA – Schema elettrico Ferretti F670MY USA – Electrical diagram
	DISEGN.	EL	02	AS BUILT	05.07.24		File 04_SCH_F670MY-62-USA
	VISTO		01	PRELIMINARE	04.04.24		QUADRO ELETTRICO ZONA EQUIPAGGIO 24V CREW ZONE 24V SWITCHBOARD
	APPR.		REV.	MODIFICA	DATA		Commessa F670MY USA

Foglio D40
SegUSA D41

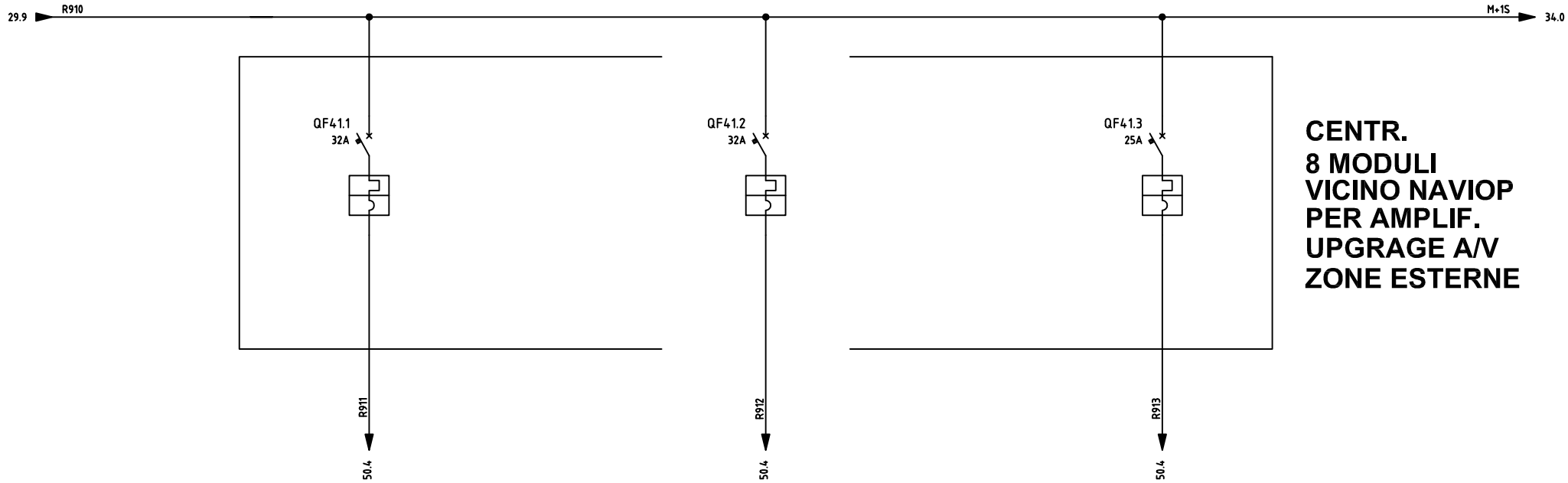

CENTR.
8 MODULI
VICINO NAVIOP
PER AMPLIF.
UPGRAGE A/V
ZONE ESTERNE

FLY **POZZ.** **PRUA**

DATA	15/03/24			
DISEGN.	EL	02	AS BUILT	05.07.24
VISTO		01	PRELIMINARE	04.04.24
APPR.		REV.	MODIFICA	DATA

FERRETTI

Ferretti F670MY USA – Schema elettrico
Ferretti F670MY USA – Electrical diagram

DISPONIBILE
AVAILABLE

File 04_SCH_F670MY-62-USA

Commessa F670MY USA

Foglio D41
SegUSA D42

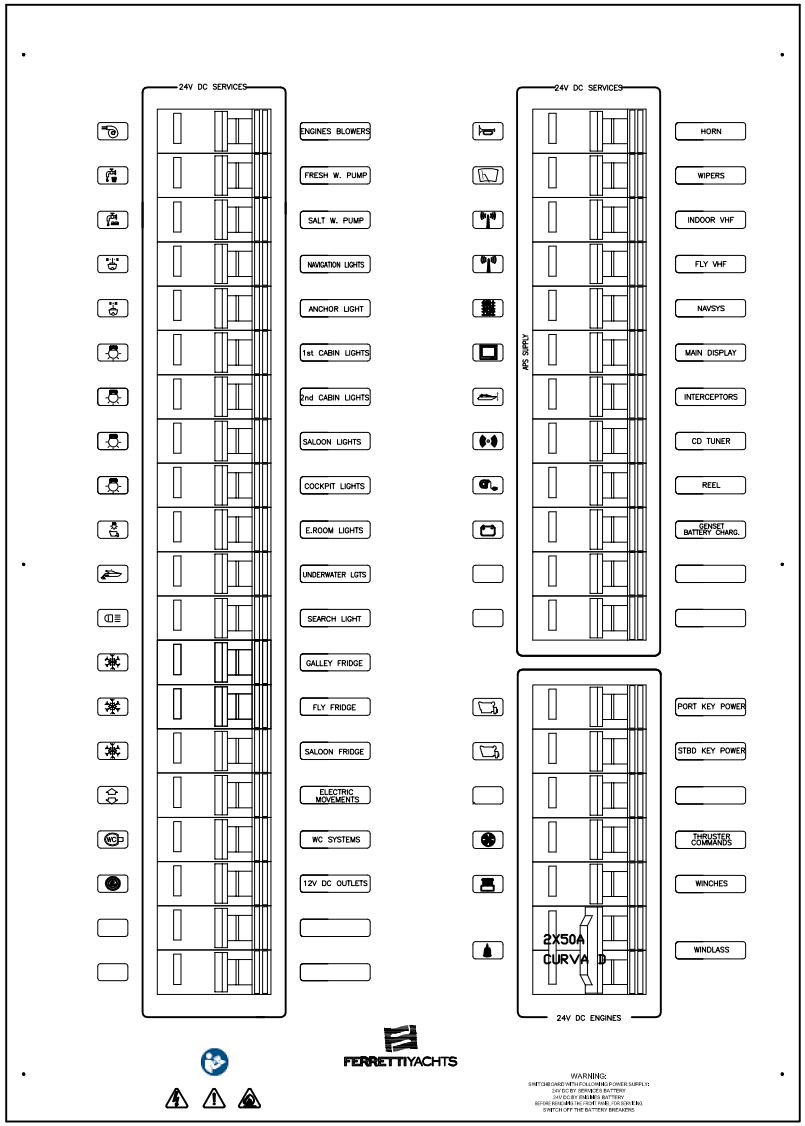

ELETTRONSEA

DATA	15/03/24			
DISEGN.	EL	02	AS BUILT	05.07.24
VISTO		01	PRELIMINARE	04.04.24
APPR.		REV.	MODIFICA	DATA

FERRETTI

Ferretti F670MY USA – Schema elettrico
Ferretti F670MY USA – Electrical diagram

QUADRO ELETTRICO 24V PLANCIA
WHEELH. 24V SWITCHBOARD

File 04_SCH_F670MY-62-USA

Commessa F670MY USA

Foglio D42
SegUSA D43

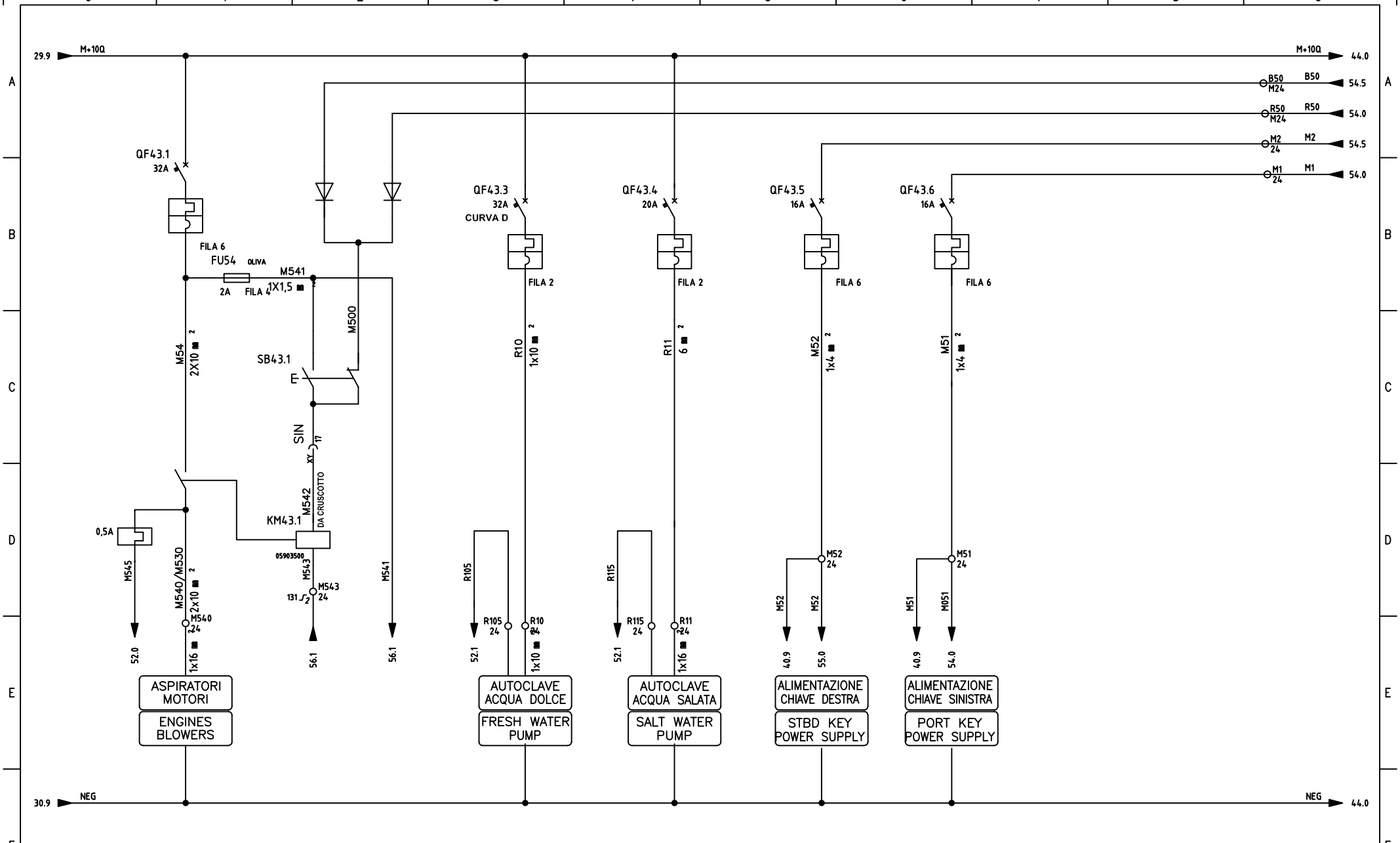

ELETTRONSEA	DATA	15/03/24				FERRETTI	*Ferretti F670MY USA – Schema elettrico* *Ferretti F670MY USA – Electrical diagram*	File 04_SCH_F670MY-62-USA
	DISEGN.	EL	02	AS BUILT	05.07.24			
	VISTO		01	PRELIMINARE	04.04.24		QUADRO ELETTRICO 24V PLANCIA *WHEELH. 24V SWITCHBOARD*	Commessa F670MY USA
	APPR.		REV.	MODIFICA	DATA			Foglio D43 SegUSA D44

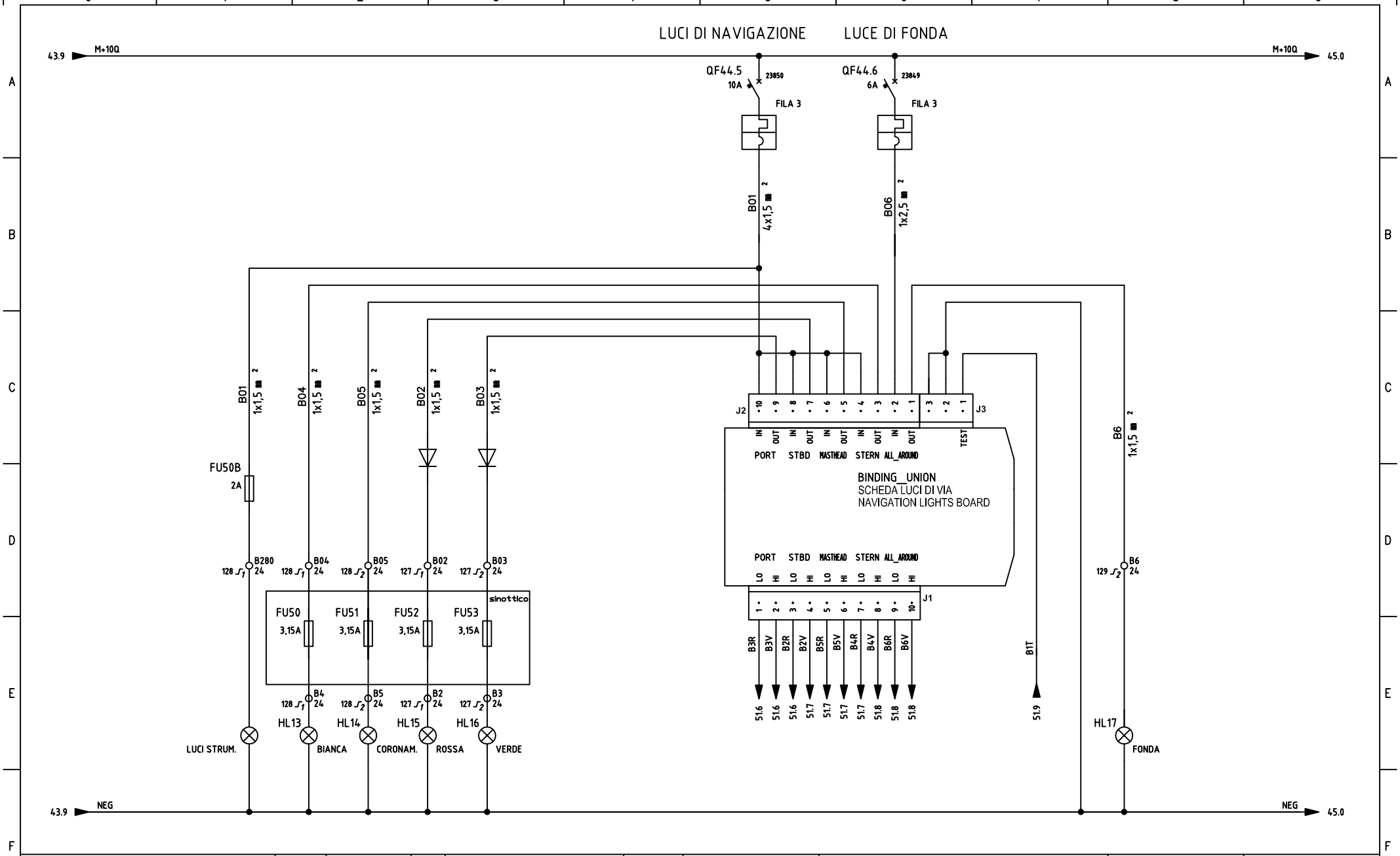

ELETTRONSEA	DATA	15/03/24				FERRETTI	*Ferretti F670MY USA – Schema elettrico* *Ferretti F670MY USA – Electrical diagram*	File 04_SCH_F670MY-62-USA
	DISEGN.	EL	02	AS BUILT	05.07.24			
	VISTO		01	PRELIMINARE	04.04.24		QUADRO ELETTRICO 24V PLANCIA *WHEELH. 24V SWITCHBOARD*	Commessa F670MY USA
	APPR.		REV.	MODIFICA	DATA			Foglio D44 SegUSA D45

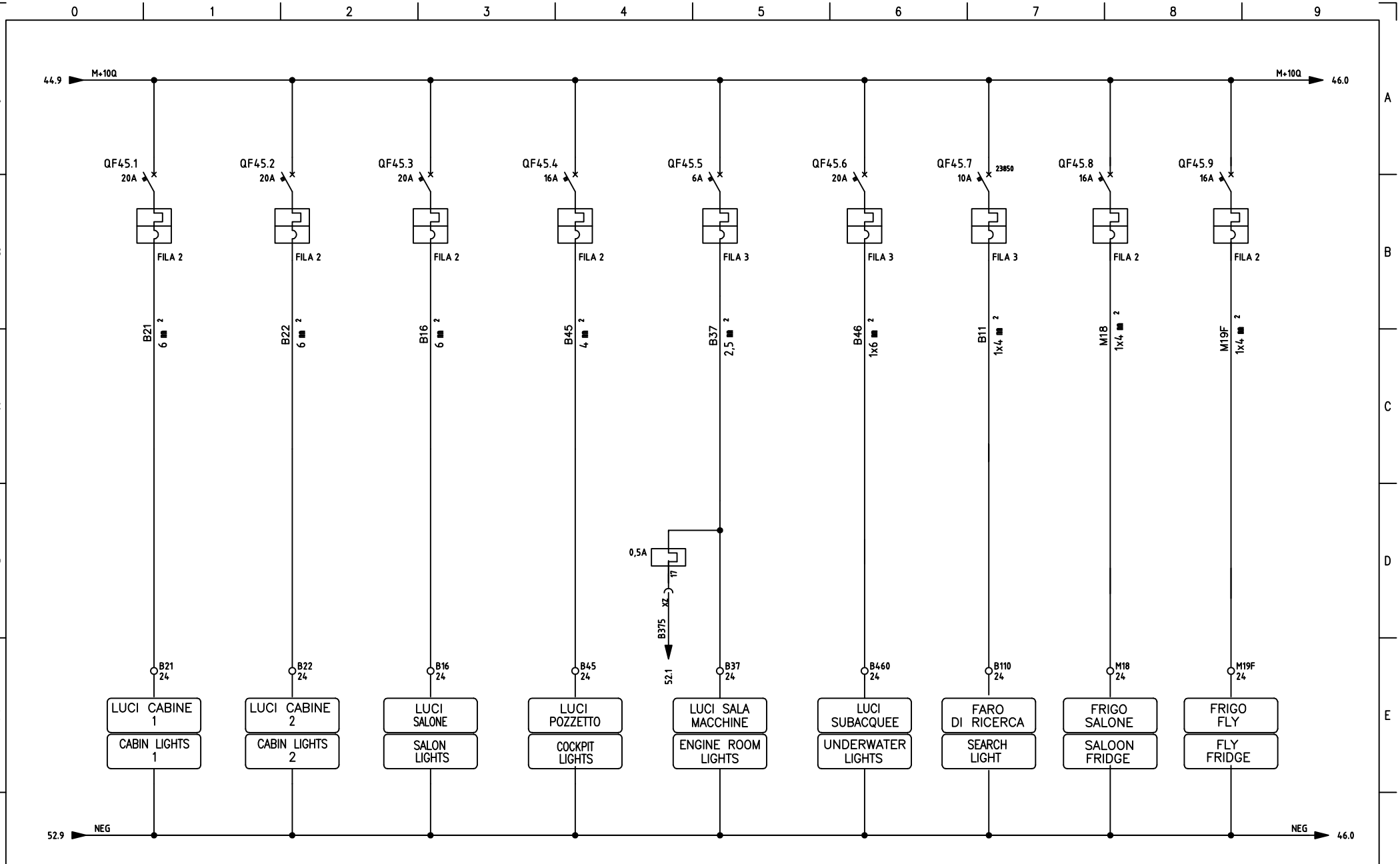

ELETTRONSEA

DATA	15/03/24			
DISEGN.	EL	02	AS BUILT	05.07.24
VISTO		01	PRELIMINARE	04.04.24
APPR.		REV.	MODIFICA	DATA

FERRETTI

Ferretti F670MY USA – Schema elettrico
Ferretti F670MY USA – Electrical diagram

QUADRO ELETTRICO 24V PLANCIA
WHEELH. 24V SWITCHBOARD

File: 04_SCH_F670MY-62-USA

Commessa: F670MY USA

Foglio: D45

SegUSA: D46

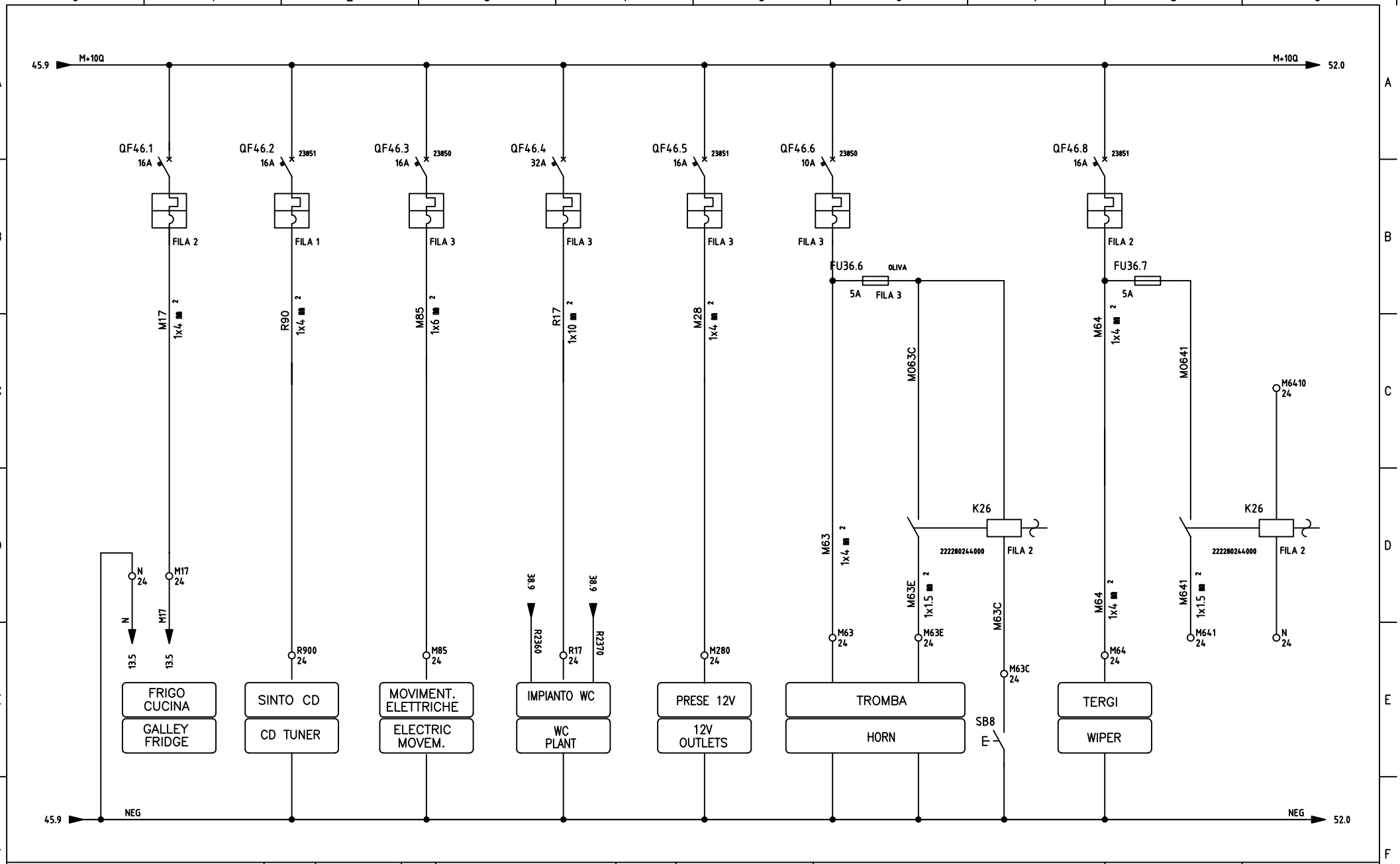

ELETTRONSEA	DATA	15/03/24				FERRETTI	Ferretti F670MY USA – Schema elettrico Ferretti F670MY USA – Electrical diagram	File 04_SCH_F670MY-62-USA
	DISEGN.	EL	02	AS BUILT	05.07.24			
	VISTO		01	PRELIMINARE	04.04.24		QUADRO ELETTRICO 24V PLANCIA WHEELH. 24V SWITCHBOARD	Commessa F670MY USA
	APPR.		REV.	MODIFICA	DATA			Foglio D46 SegUSA D47

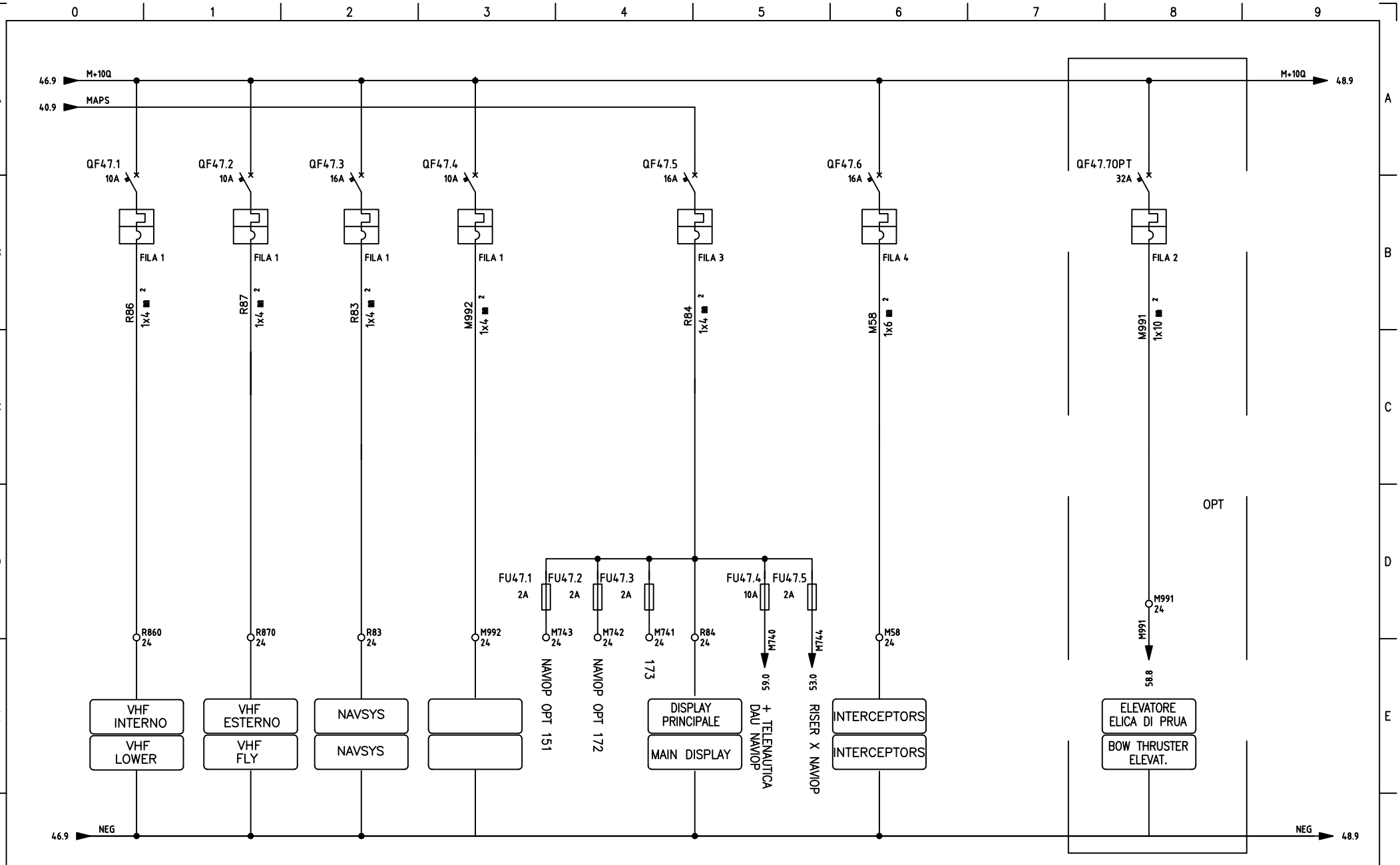

ELETTRONSEA

DATA	15/03/24			
DISEGN.	EL	02	AS BUILT	05.07.24
VISTO		01	PRELIMINARE	04.04.24
APPR.		REV.	MODIFICA	DATA

FERRETTI

Ferretti F670MY USA – Schema elettrico
Ferretti F670MY USA – Electrical diagram

QUADRO ELETTRICO 24V PLANCIA
WHEELH. 24V SWITCHBOARD

File: 04_SCH_F670MY-62-USA

Commessa: F670MY USA

Foglio D47

SegUSA D48

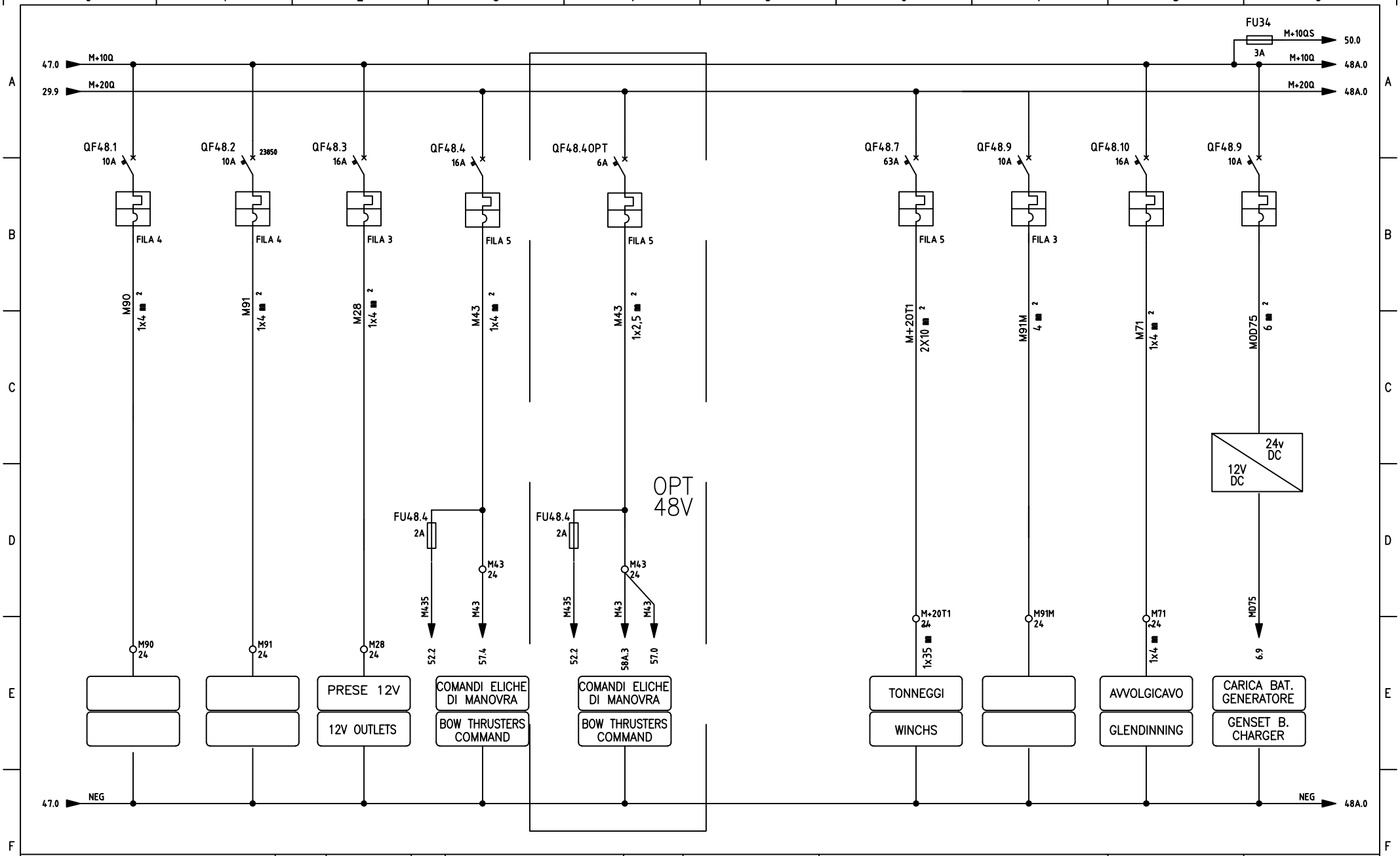

ELETTRONSEA	DATA	15/03/24				FERRETTI	Ferretti F670MY USA – Schema elettrico Ferretti F670MY USA – Electrical diagram	File 04_SCH_F670MY-62-USA
	DISEGN.	EL	02	AS BUILT	05.07.24			
	VISTO		01	PRELIMINARE	04.04.24		QUADRO ELETTRICO 24V PLANCIA WHEELH. 24V SWITCHBOARD	Commessa F670MY USA
	APPR.		REV.	MODIFICA	DATA			Foglio D48 SegUSA D48A

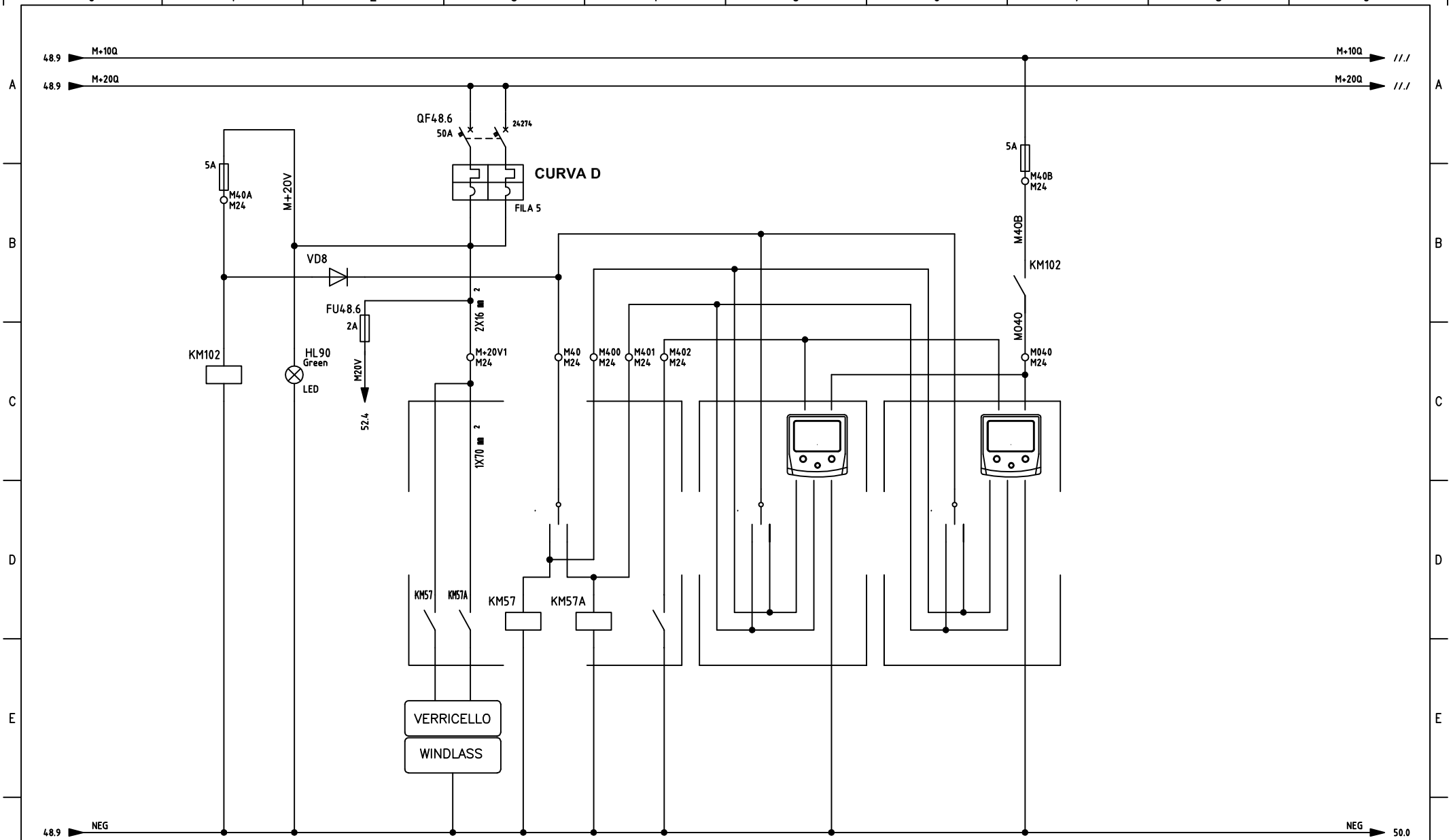

ELETTRONSEA	DATA	15/03/24				FERRETTI	*Ferretti F670MY USA – Schema elettrico* *Ferretti F670MY USA – Electrical diagram*	File 04_SCH_F670MY-62-USA
	DISEGN.	EL	02	AS BUILT	05.07.24			
	VISTO		01	PRELIMINARE	04.04.24		QUADRO ELETTRICO 24V PLANCIA *WHEELH. 24V SWITCHBOARD*	Commessa F670MY USA
	APPR.		REV.	MODIFICA	DATA			Foglio D48A SegUSA D49

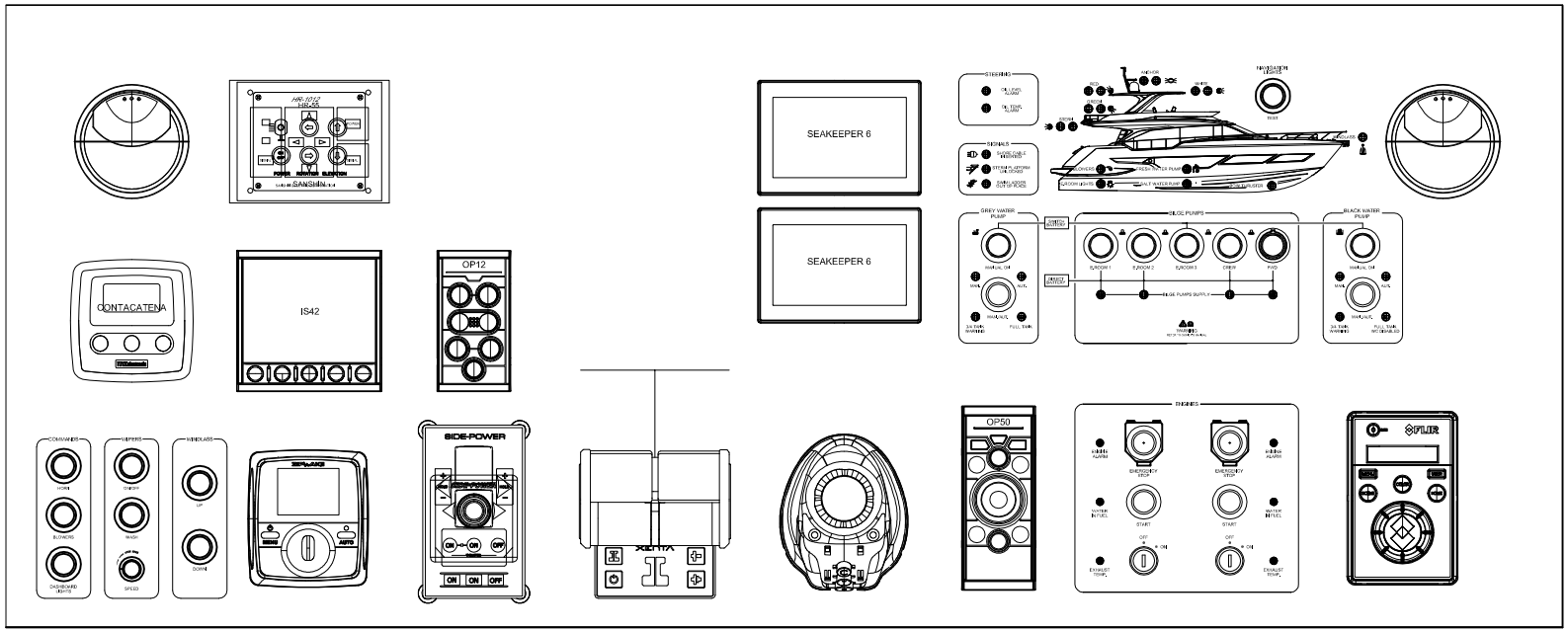

ELETTRONSEA	DATA	15/03/24				FERRETTI	*Ferretti F670MY USA – Schema elettrico* *Ferretti F670MY USA – Electrical diagram*	File 04_SCH_F670MY-62-USA
	DISEGN.	EL	02	AS BUILT	05.07.24			
	VISTO		01	PRELIMINARE	04.04.24		SINOTTICO *24VDC SECTION*	Commessa F670MY USA
	APPR.		REV.	MODIFICA	DATA			Foglio D49 SegUSA D50

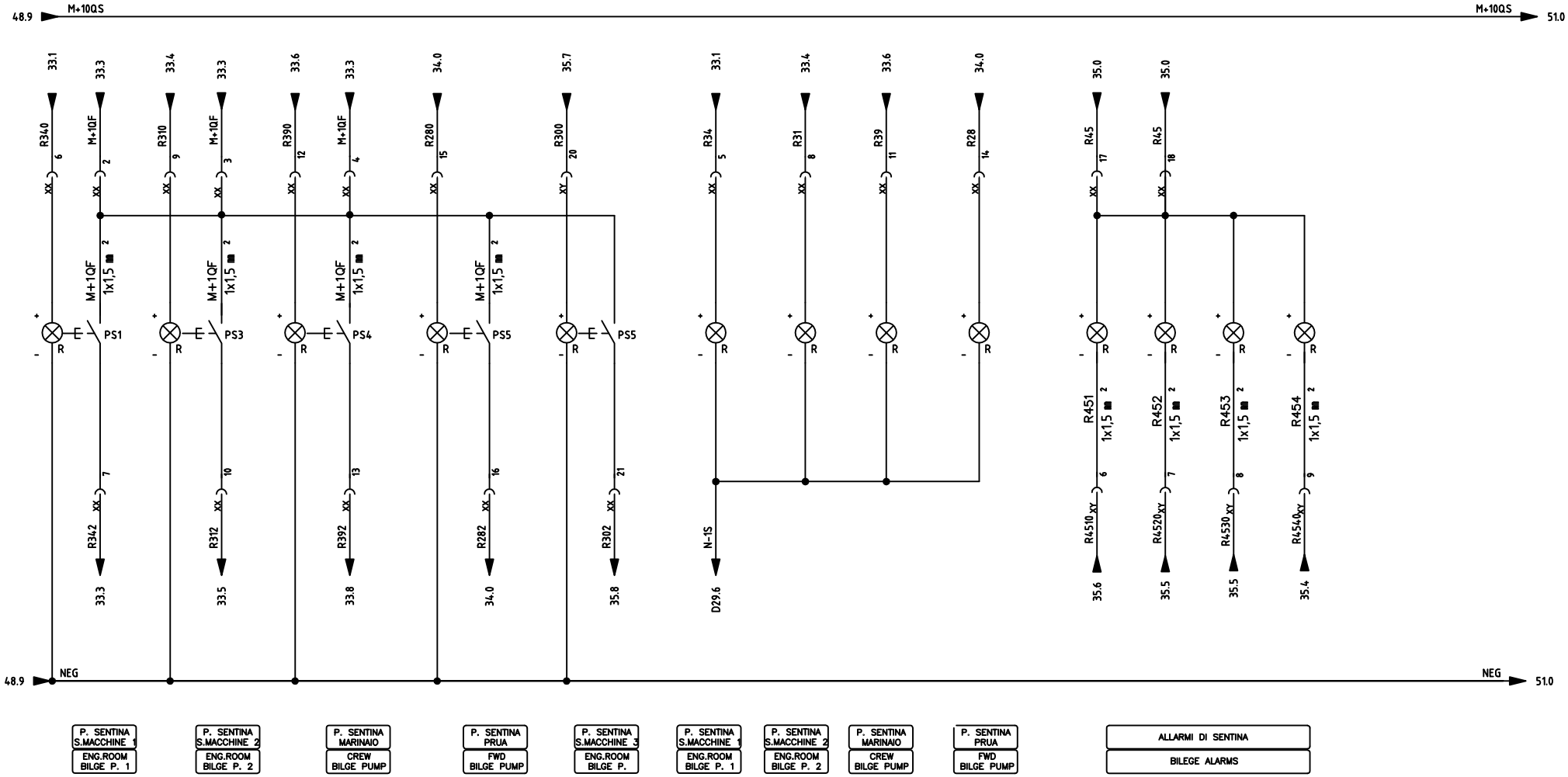

ELETTRONSEA

DATA	15/03/24			
DISEGN.	EL	02	AS BUILT	05.07.24
VISTO		01	PRELIMINARE	04.04.24
APPR.		REV.	MODIFICA	DATA

FERRETTI

Ferretti F670MY USA – Schema elettrico
Ferretti F670MY USA – Electrical diagram

SINOTTICO
24VDC SECTION

File: 04_SCH_F670MY-62-USA

Commessa: F670MY USA

Foglio: D50

SegUSA: D51

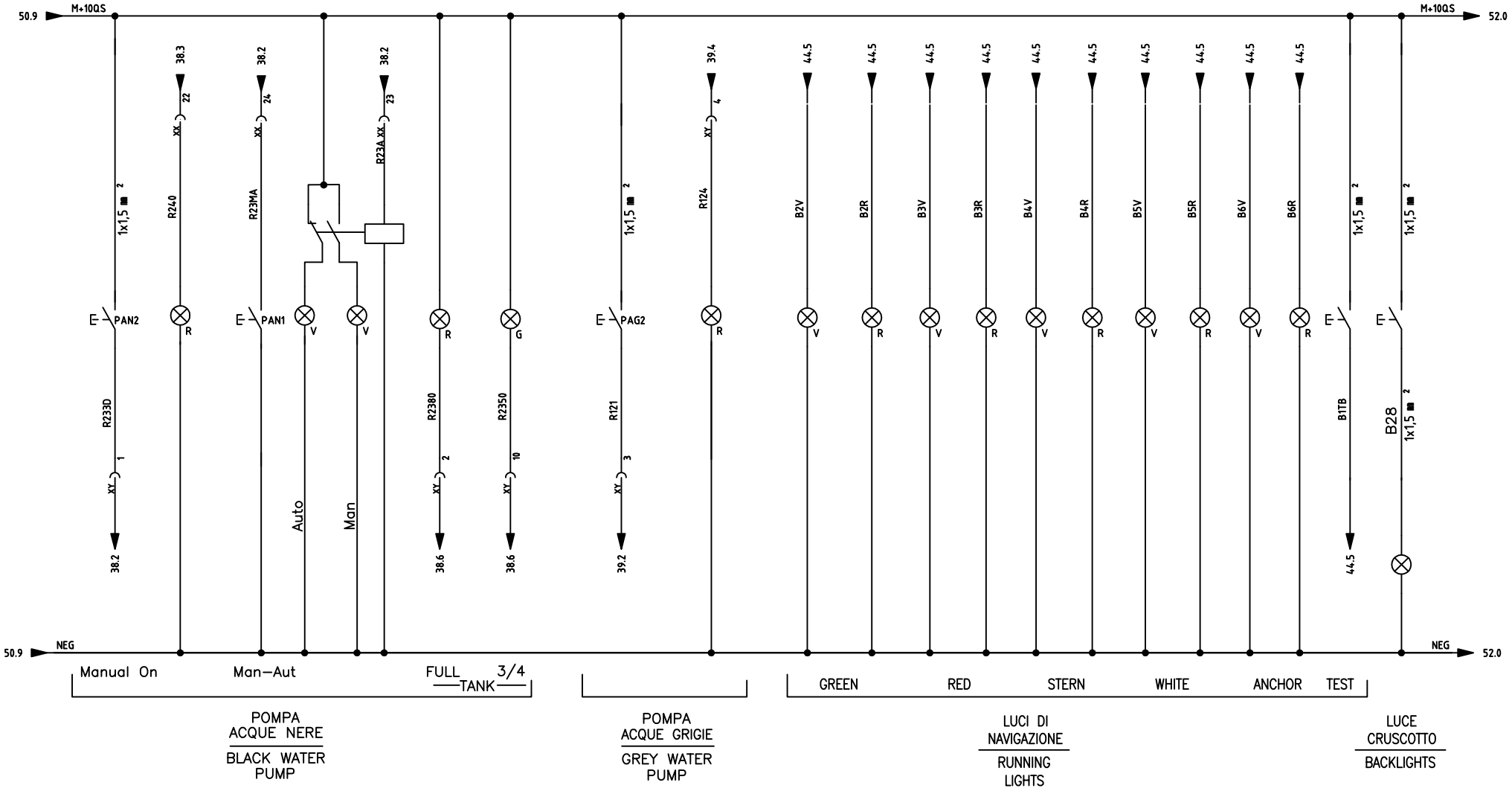

ELETTRONSEA	DATA	15/03/24				
	DISEGN.	EL	02	AS BUILT	05.07.24	
	VISTO		01	PRELIMINARE	04.04.24	
	APPR.		REV.	MODIFICA	DATA	

FERRETTI

Ferretti F670MY USA – Schema elettrico
Ferretti F670MY USA – Electrical diagram

SINOTTICO
24VDC SECTION

File: 04_SCH_F670MY-62-USA

Commessa: F670MY USA

Foglio D51
SegUSA D52

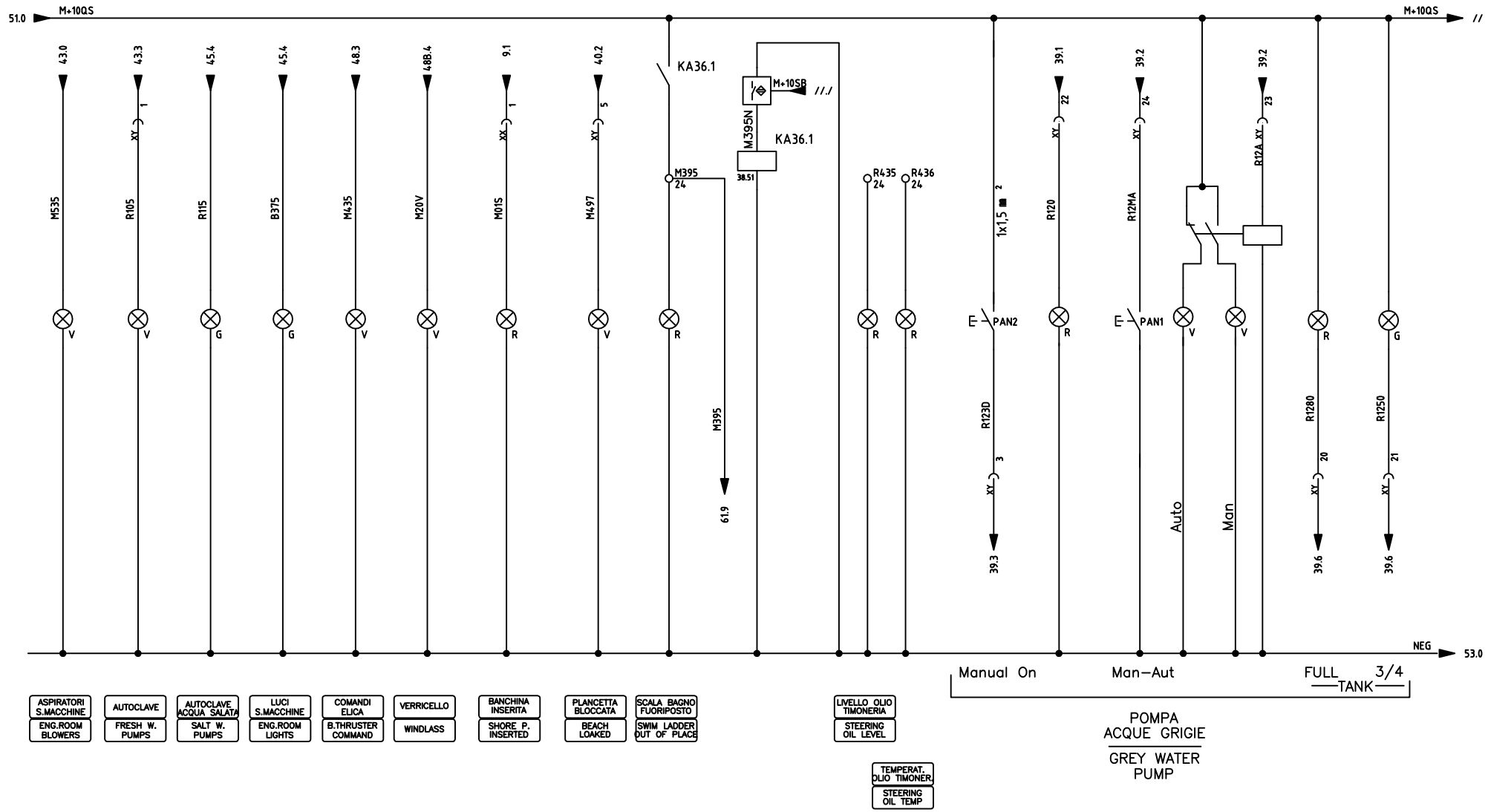

DATA	15/03/24			
DISEGN.	EL	02	AS BUILT	05.07.24
VISTO		01	PRELIMINARE	04.04.24
APPR.		REV.	MODIFICA	DATA

FERRETTI

Ferretti F670MY USA – Schema elettrico
Ferretti F670MY USA – Electrical diagram

SINOTTICO
24VDC TERMINAL LIST

File 04_SCH_F670MY-62-USA

Commessa F670MY USA

Foglio D52
SegUSA D53

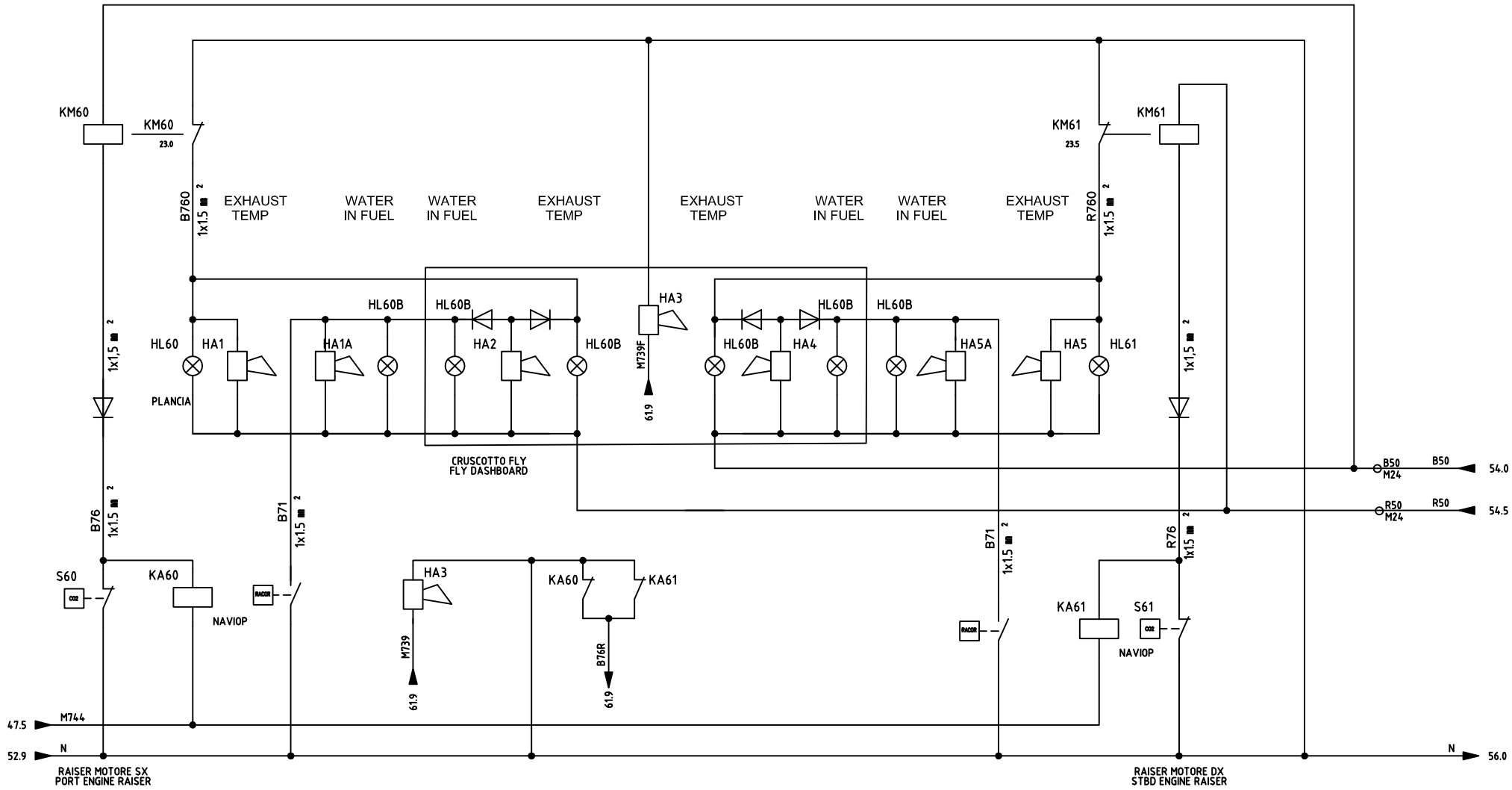

ELETTRONSEA	DATA	15/03/24				FERRETTI	Ferretti F670MY USA – Schema elettrico Ferretti F670MY USA – Electrical diagram
	DISEGN.	EL	02	AS BUILT	05.07.24		
	VISTO		01	PRELIMINARE	04.04.24		SINOTTICO 24VDC TERMINAL LIST
	APPR.		REV.	MODIFICA	DATA		

File: 04_SCH_F670MY-62-USA

Commessa: F670MY USA

Foglio D53

SegUSA D54

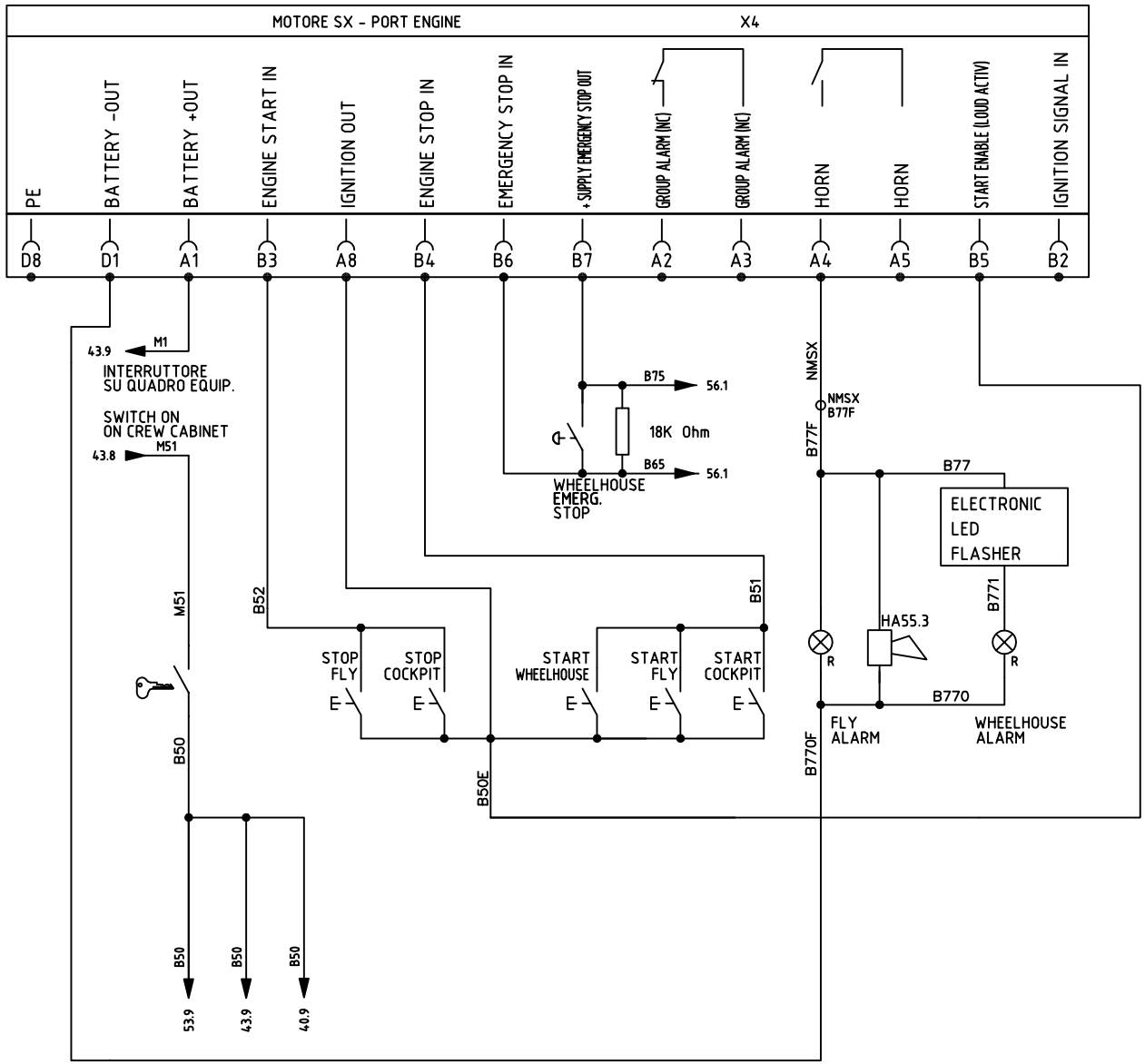

ELETTRONSEA	DATA	15/03/24				FERRETTI	Ferretti F670MY USA – Schema elettrico Ferretti F670MY USA – Electrical diagram	File 04_SCH_F670MY-62-USA	=
	DISEGN.	EL	02	AS BUILT	05.07.24				+
	VISTO		01	PRELIMINARE	04.04.24		MOTORE SX MAN CONNETTORE X4 PORT MAN ENGINE X4 CONNECTOR	Commessa F670MY USA	Foglio D54
	APPR.		REV.	MODIFICA	DATA				SegUSA D55

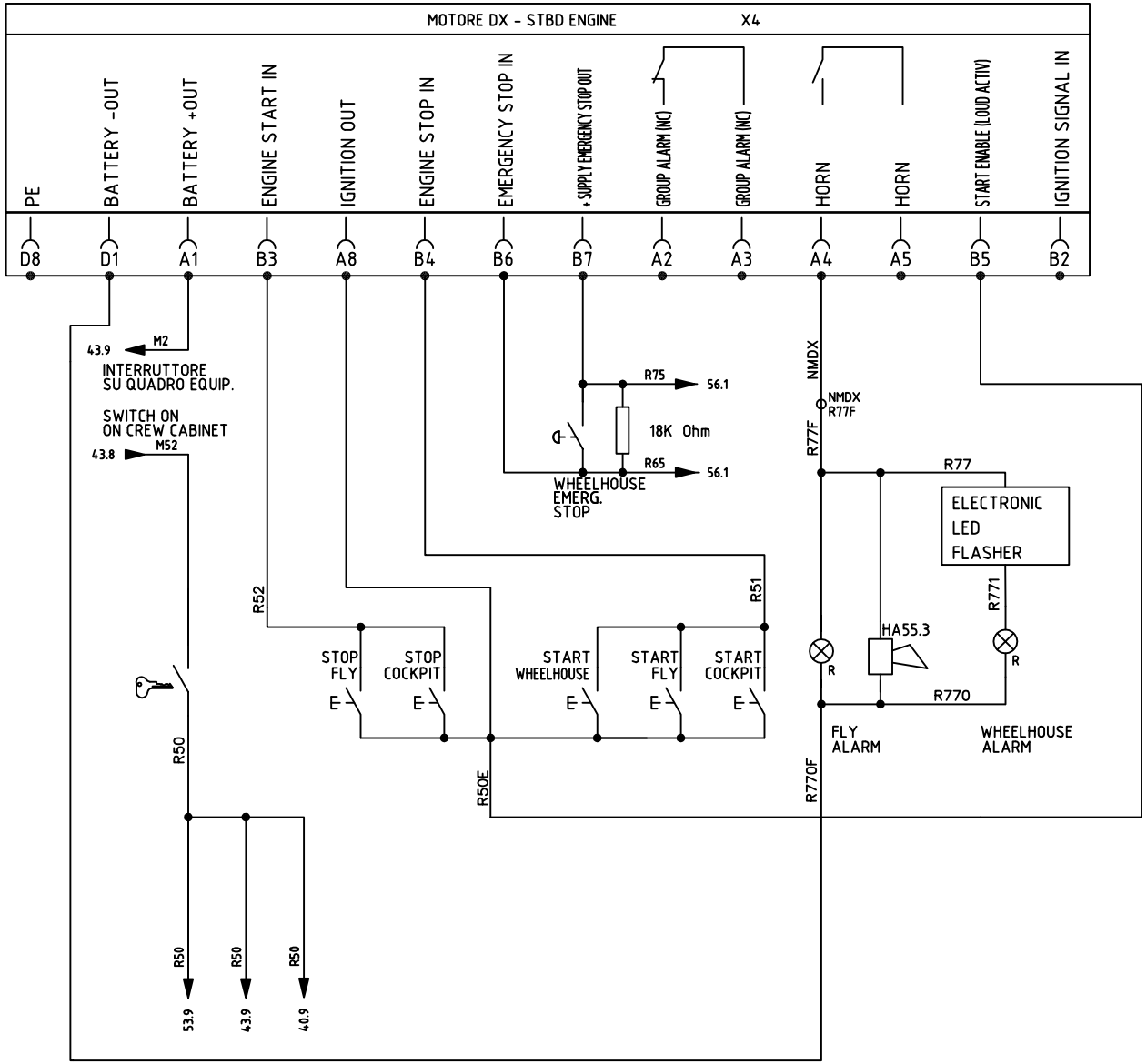

ELETTRONSEA	DATA	15/03/24				FERRETTI	*Ferretti F670MY USA – Schema elettrico* *Ferretti F670MY USA – Electrical diagram*	File 04_SCH_F670MY-62-USA
	DISEGN.	EL	02	AS BUILT	05.07.24			
	VISTO		01	PRELIMINARE	04.04.24		MOTORE DX MAN CONNETTORE X4 *STBD MAN ENGINE X4 CONNECTOR*	Commessa F670MY USA
	APPR.		REV.	MODIFICA	DATA			Foglio D55 / SegUSA D56

A RIPOSO I CONTATTI RISULTANO COME LE SCRITTE N.O. E N.C. ALIMENTANDO IL DISPOSITIVO I CONTATTI SCAMBIANDO PASSANO IN CONDIZIONE OPPOSTA COME IL DISEGNO DELLO SCAMBIO

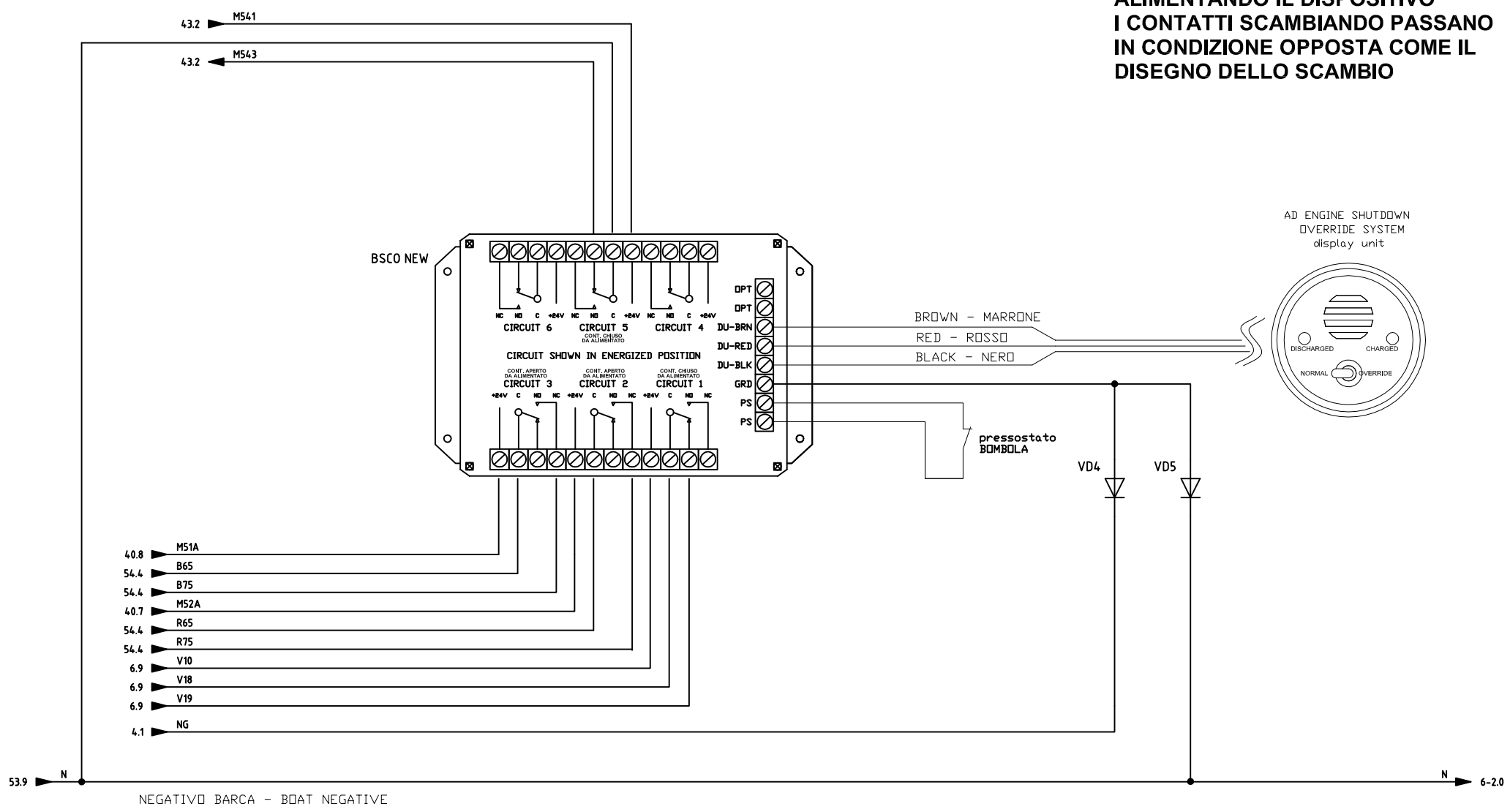

ELETTRONSEA	DATA	15/03/24				FERRETTI	*Ferretti F670MY USA – Schema elettrico* *Ferretti F670MY USA – Electrical diagram*
	DISEGN.	EL	02	AS BUILT	05.07.24		File 04_SCH_F670MY-62-USA
	VISTO		01	PRELIMINARE	04.04.24		COLLEGAMENTO CENTRALINA BSCO *BSCO CONNECTIONS*
	APPR.		REV.	MODIFICA	DATA		Commessa F670MY USA

Foglio D56
SegUSA D57

RIFERIRSI ALLO SCHEMA DI COLLEGAMENTO DEL COSTRUTTORE

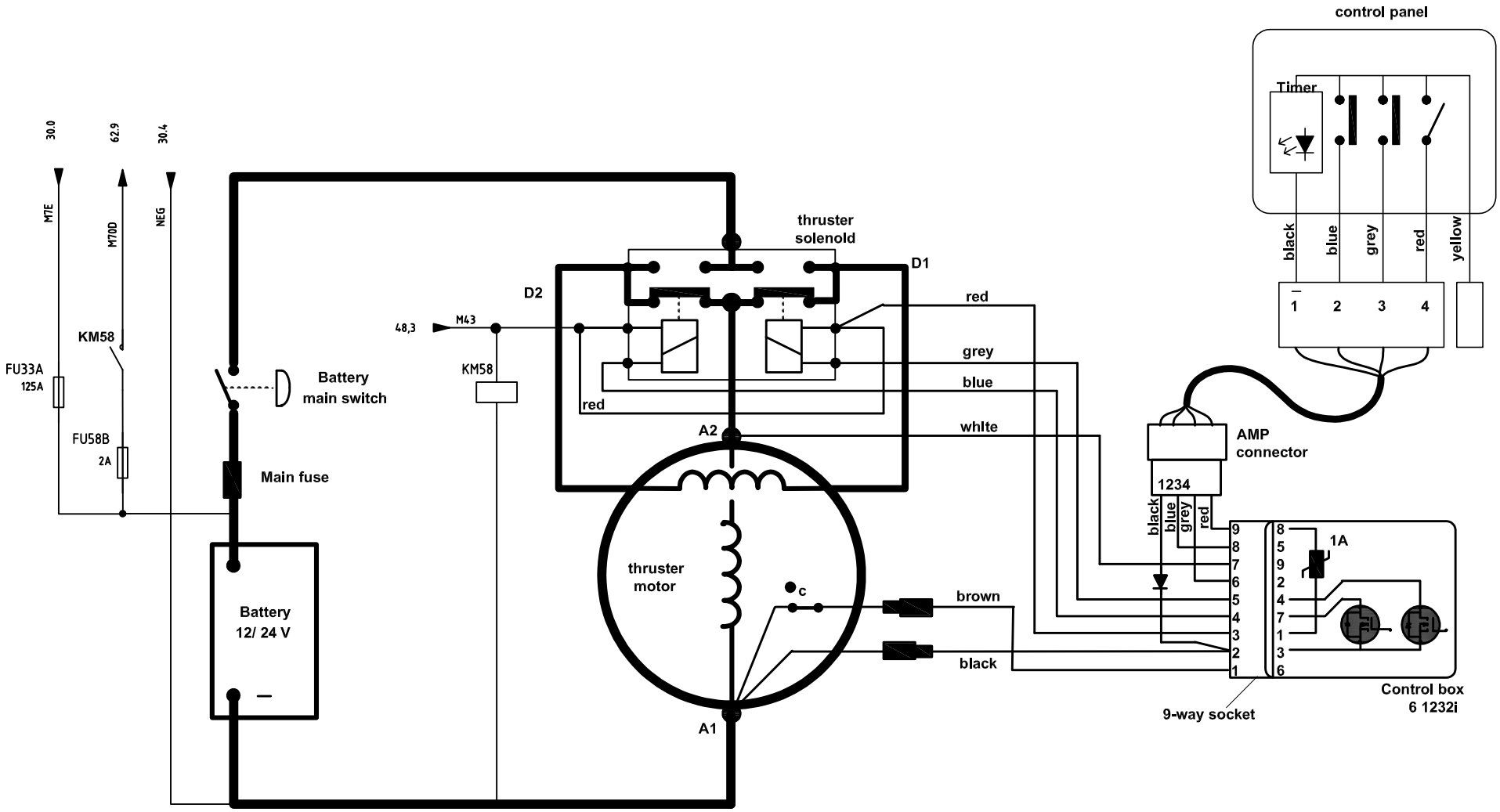

DATA	15/03/24			
DISEGN.	EL	02	AS BUILT	05.07.24
VISTO		01	PRELIMINARE	04.04.24
APPR.		REV.	MODIFICA	DATA

FERRETTI

Ferretti F670MY USA – Schema elettrico
Ferretti F670MY USA – Electrical diagram

IMPIANTO ELICA DI MANOVRA STD
THRUSTERS STANDARD SYSTEM

File 04_SCH_F670MY-62-USA

Commessa F670MY USA

Foglio D57

SegUSA D58

RIFERIRSI ALLO SCHEMA DI COLLEGAMENTO DEL COSTRUTTORE

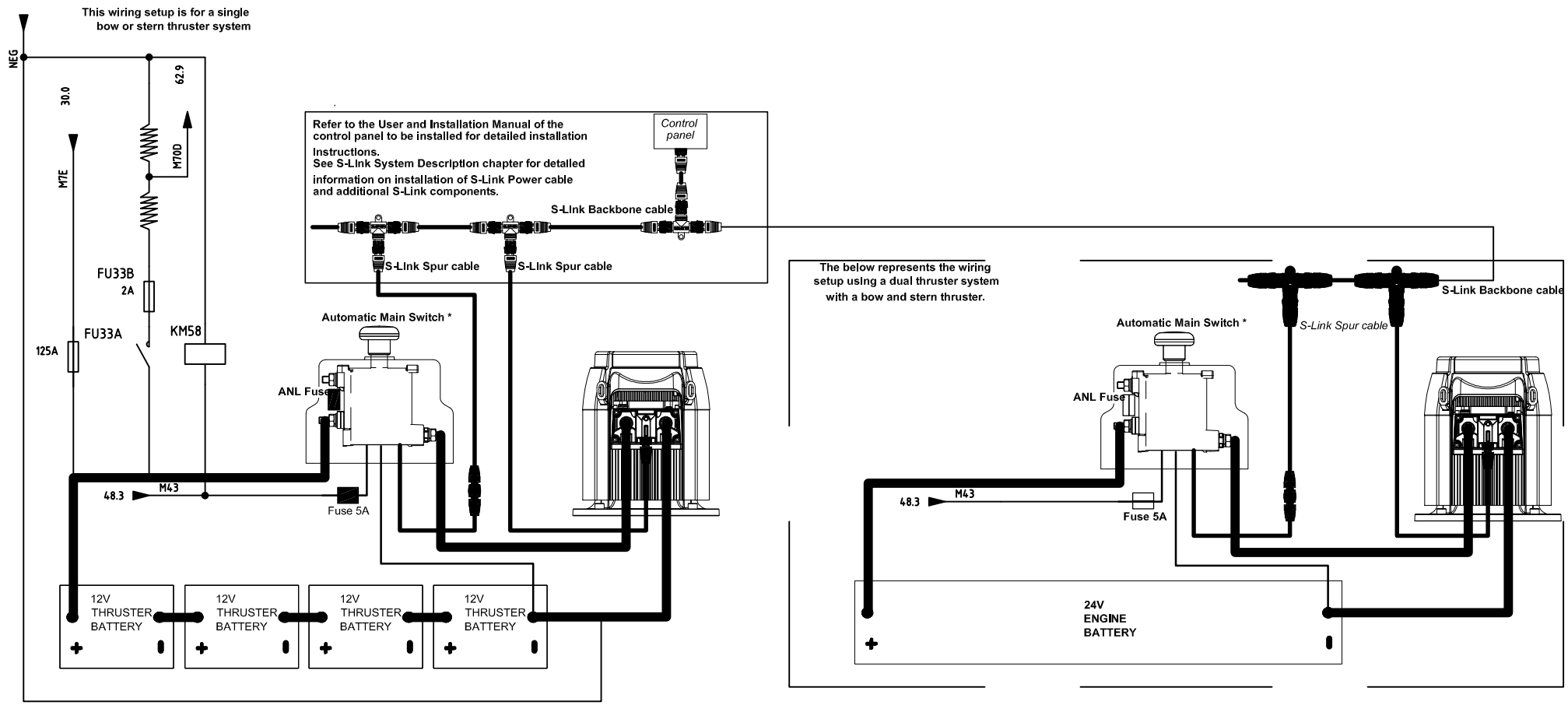

ELETTRONSEA	DATA	15/03/24				FERRETTI	Ferretti F670MY USA – Schema elettrico Ferretti F670MY USA – Electrical diagram	File 04_SCH_F670MY-62-USA
	DISEGN.	EL	02	AS BUILT	05.07.24			
	VISTO		01	PRELIMINARE	04.04.24		IMPIANTO ELICA 48V OPT 48V THUSTER SYSTEM OPT	Commessa F670MY USA
	APPR.		REV.	MODIFICA	DATA			Foglio D58 SegUSA D58A

DATA	15/03/24				
DISEGN.	EL	02	AS BUILT	05.07.24	
VISTO		01	PRELIMINARE	04.04.24	
APPR.		REV.	MODIFICA	DATA	

ELETTRONSEA

FERRETTI

Ferretti F670MY USA – Schema elettrico
Ferretti F670MY USA – Electrical diagram

DISPONIBILE
AVAILABLE

File 04_SCH_F670MY-62-USA

Commessa F670MY USA

Fogl D58A
SegUSA D58B

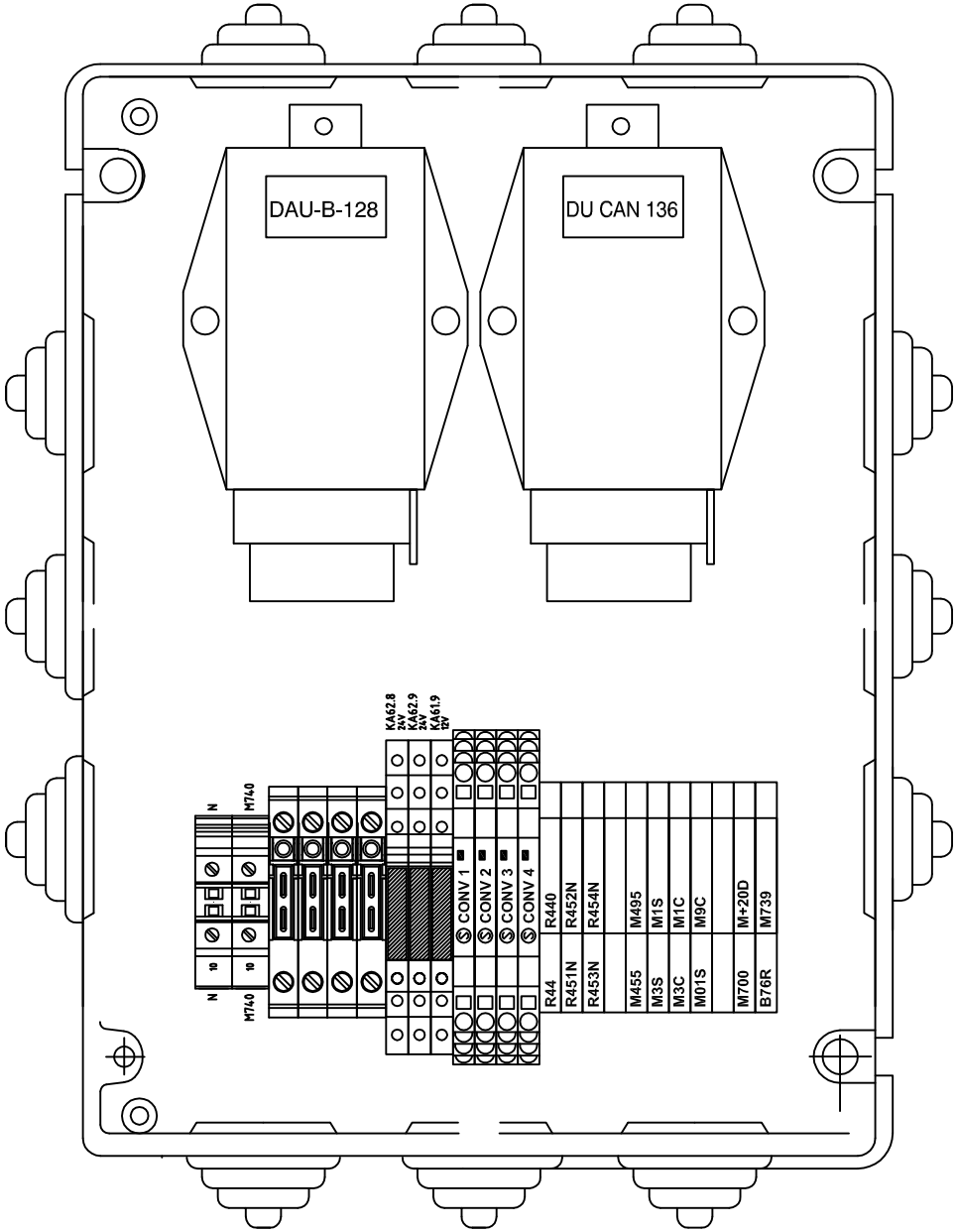

ELETTRONSEA	DATA	15/03/24				FERRETTI	Ferretti F670MY USA – Schema elettrico Ferretti F670MY USA – Electrical diagram	File 04_SCH_F670MY-62-USA	=
	DISEGN.	EL	02	AS BUILT	05.07.24				+
	VISTO		01	PRELIMINARE	04.04.24		BOX INTERFACCIA NAVIOP NAVIOP SYSTEM BOX INTERFACE	Commessa F670MY USA	Fogl D58B
	APPR.		REV.	MODIFICA	DATA				SegUSA D59

RIFERIRSI ALLO SCHEMA DI COLLEGAMENTO DEL COSTRUTTORE

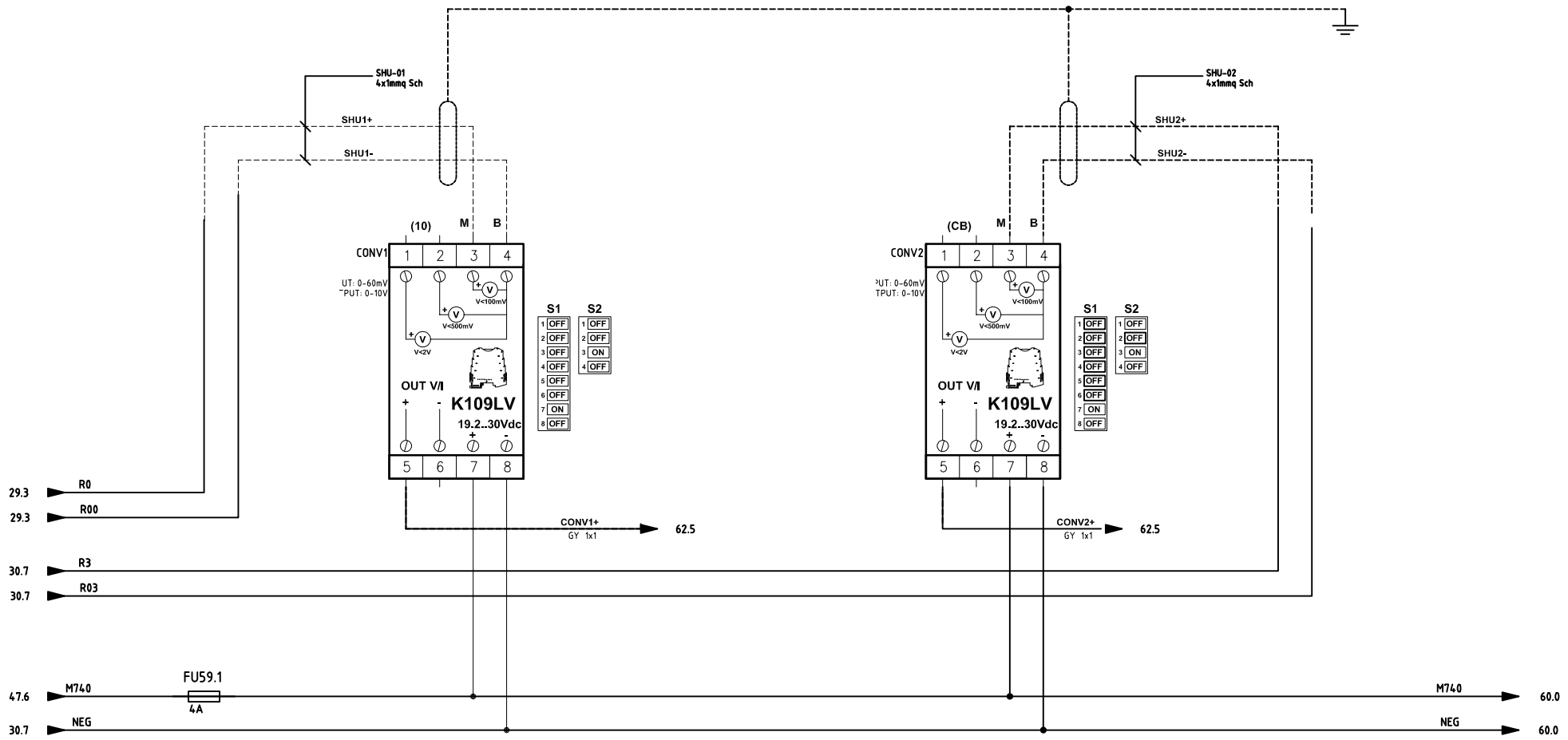

ELETTRONSEA	DATA	15/03/24				
	DISEGN.	EL	02	AS BUILT	05.07.24	
	VISTO		01	PRELIMINARE	04.04.24	
	APPR.		REV.	MODIFICA	DATA	

FERRETTI

Ferretti F670MY USA – Schema elettrico
Ferretti F670MY USA – Electrical diagram

BOX INTERFACCIA NAVIOP
NAVIOP SYSTEM BOX INTERFACE

File 04_SCH_F670MY-62-USA

Commessa F670MY USA

Foglio D59

SegUSA D60

RIFERIRSI ALLO SCHEMA DI COLLEGAMENTO DEL COSTRUTTORE

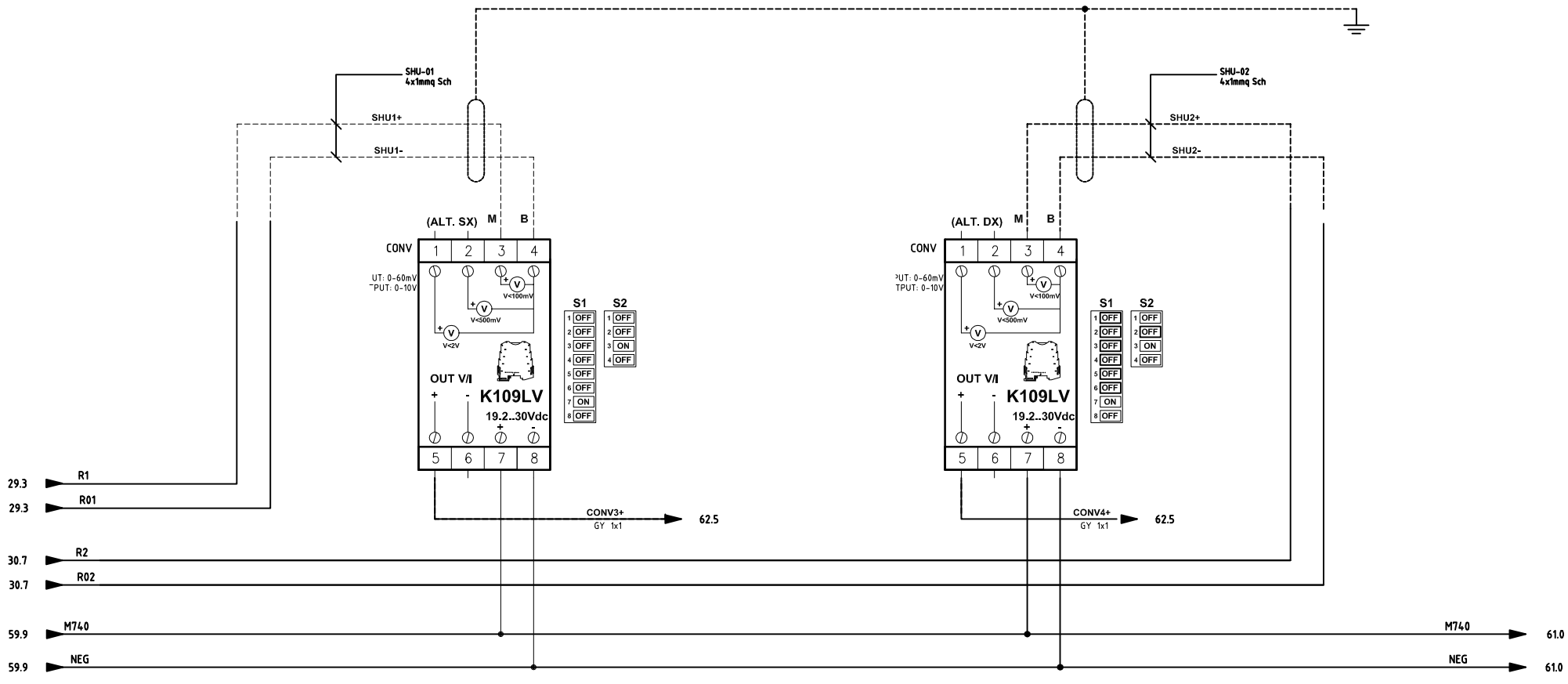

ELETTRONSEA	DATA	15/03/24				FERRETTI	Ferretti F670MY USA – Schema elettrico Ferretti F670MY USA – Electrical diagram
	DISEGN.	EL	02	AS BUILT	05.07.24		
	VISTO		01	PRELIMINARE	04.04.24		BOX INTERFACCIA NAVIOP NAVIOP SYSTEM BOX INTERFACE
	APPR.		REV.	MODIFICA	DATA		

File: 04_SCH_F670MY-62-USA

Commessa: F670MY USA

Foglio D60

SegUSA D61

DAU136

RIFERIRSI ALLO SCHEMA DI COLLEGAMENTO DEL COSTRUTTORE

24 PIN CONNECTOR

Pin	REFERANCE	APPLIANCE DESCRIPTION	Note
1A	DO (Low side 1A max)		
2A	DO (High side 2A max)		
3A	DO (High side 2A max)		
4A	DO (High side 2A max)		
5A	DO (High side 2A max)		
6A	DO (High side 2A max)		
7A	DO (High side 2A max)		
8A	OutputsPower 10A Max		
1B	Negative PowerSupply		
2B	DI (High side)	Scala bagno NON riposta	
3B	DI (High side)	Spiaggetta Poppa NON bloccata	
4B	AI (0...3Kohm)	Livello Acqua Dolce	10-180 Ohm
5B	AI (0...3Kohm)	Livello Acque Grigie	10-180 Ohm
6B	AI (0...3Kohm)		
7B	CANBUS L		
8B	AI (0...3Kohm)	Linea Servizi AC Alimentata da Generatore (feedback)	0 Ohm=1 ; out scale= 0
1C	PowerSuppy 8-32VDC		
2C	DI (Low side)	Allarme Sentina 4	
3C	DI (Low side)	Allarme Sentina 3	
4C	DI (Low side)	Riser SX+DX	
5C	DI (High side)	Generatore Acceso	
6C	CANBUS H		
7C	Amplyfied RPM input		
8C	Amplyfied RPM input		

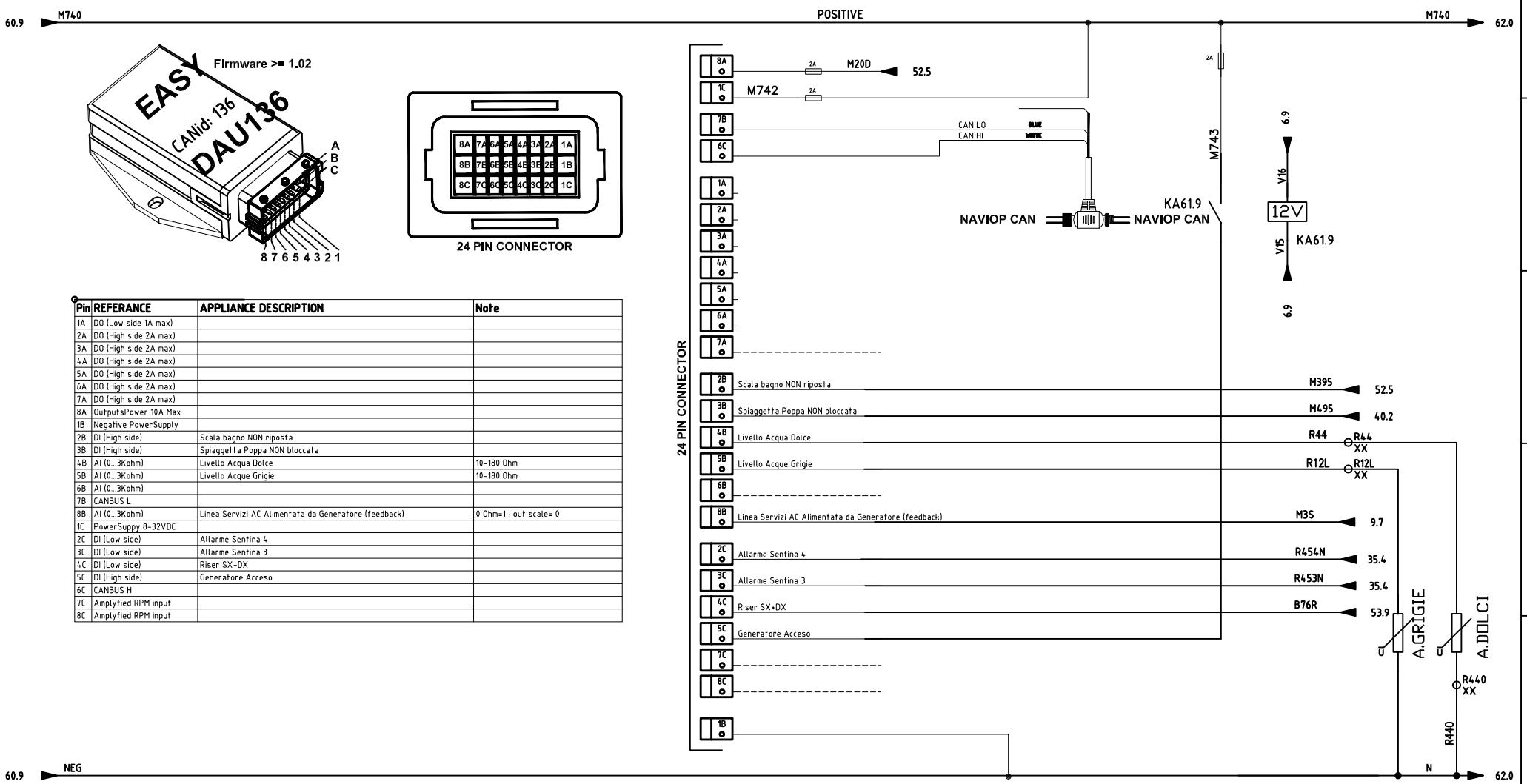

ELETTRONSEA	DATA	15/03/24			
	DISEGN.	EL	02	AS BUILT	05.07.24
	VISTO		01	PRELIMINARE	04.04.24
	APPR.		REV.	MODIFICA	DATA

FERRETTI

Ferretti F670MY USA - Schema elettrico
Ferretti F670MY USA - Electrical diagram

BOX INTERFACCIA NAVIOP
NAVIOP SYSTEM BOX INTERFACE

File 04_SCH_F670MY-62-USA

Commessa F670MY USA

Foglio D61
SegUSA D62

DAU128

RIFERIRSI ALLO SCHEMA DI COLLEGAMENTO DEL COSTRUTTORE

Pin	REFERANCE	APPLIANCE DESCRIPTION	Note
1A	DO High side 2A max)	Linea Servizi AC alimentata da Generatore (comando)	
2A	DO (High side 2A max)	Linea Servizi AC alimentata da Banchina (comando)	
3A	DO (High side 2A max)	Start Generatore	
4A	DO (High side 2A max)	Stop Generatore	
5A	DO (High side 2A max)	BUZZER Allarmi Naviop	
6A	DO (High side 2A max)	reset rete 240v	
7A	DO (High side 2A max)		
8A	OutputsPower 10A Max		
1B	Negative PowerSupply		
2B	DO (High side 2A max)		
3B	AI (0...30V)	Consumo SERVIZI	0V= 0A; 10V=xxxA (fondo scala shunt)
4B	AI (0...30V)	Ricarica da Carica Batterie	0V= 0A; 10V=xxxA (fondo scala shunt)
5B	AI (0...30V)	TENSIONE BATTERIA PRUA 24V	optional
6B	AI (0...30V)	TENSIONE MOTORI 24V	
7B	CANBUS L		
8B	DI (Low side)	Allarme Sentina 1	
1C	PowerSuppy 8-32VDC		NOTA: Prelevare Tensione Servizi da questo PIN
2C	+5V (100mA Max)		
3C	DI (High side)	Linea Servizi AC Alimentata da Banchina (feedback)	
4C	AI (0...25mA)	Corrente ricarica Alternatore DX	4mA= 0A ; 20mA=xxxA (fondo scala shunt)
5C	AI (0...25mA)	Corrente ricarica Alternatore SX	4mA= 0A ; 20mA=xxxA (fondo scala shunt)
6C	CANBUS H		
7C	DI (Low side)	Allarme Sentina 2	
8C	DI (High side)	Banchina Inserita	

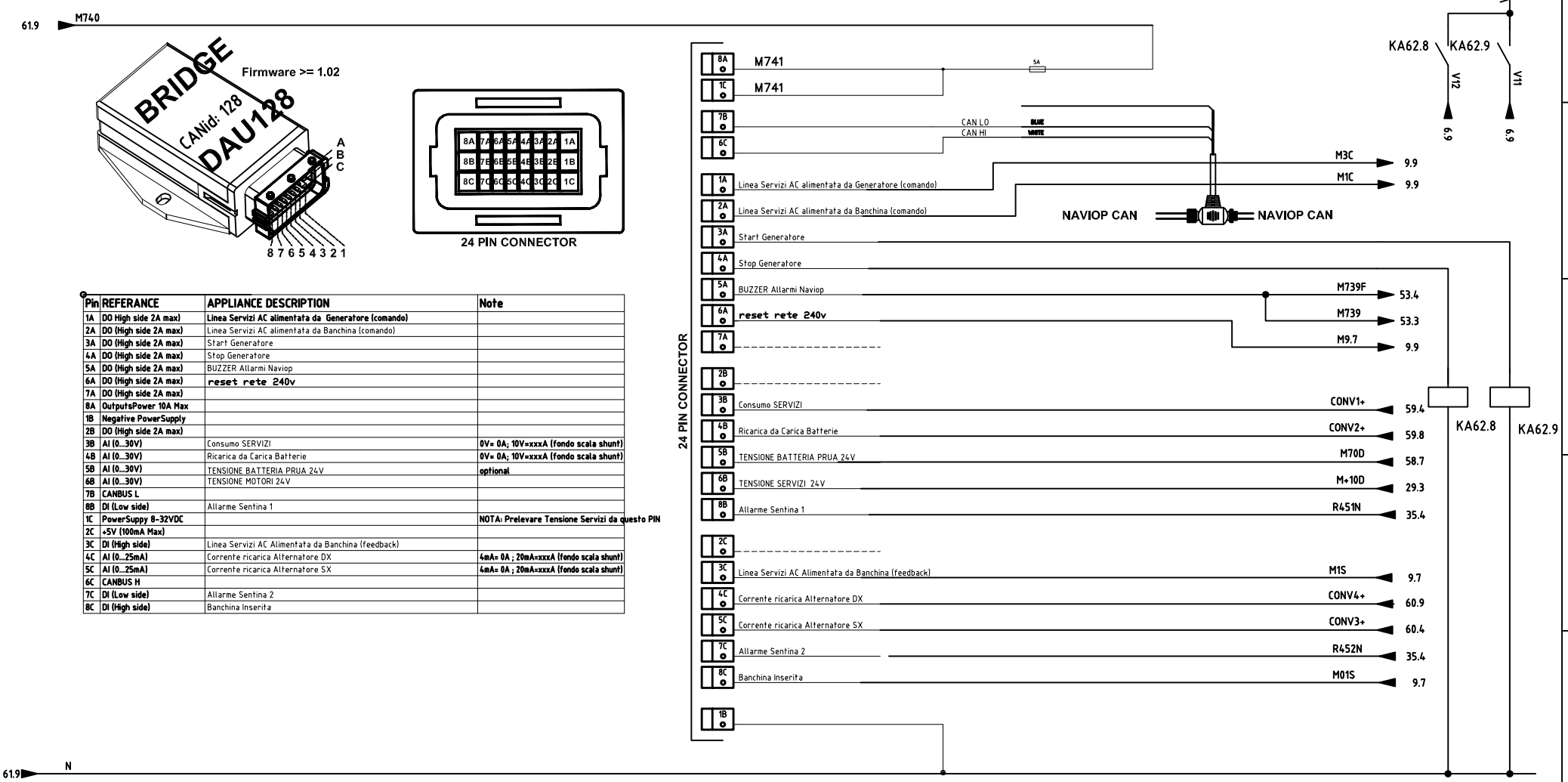

ELETTRONSEA	DATA	15/03/24				FERRETTI	Ferretti F670MY USA – Schema elettrico Ferretti F670MY USA – Electrical diagram
	DISEGN.	EL	02	AS BUILT	05.07.24		
	VISTO		01	PRELIMINARE	04.04.24		BOX INTERFACCIA NAVIOP NAVIOP SYSTEM BOX INTERFACE
	APPR.		REV.	MODIFICA	DATA		

File 04_SCH_F670MY-62-USA

Commessa F670MY USA

Foglio D62

SegUSA D62A

DAU128

RIFERIRSI ALLO SCHEMA DI COLLEGAMENTO DEL COSTRUTTORE

Pin	REFERANCE	APPLIANCE DESCRIPTION	Note
1A	DO High side 2A max)	Linea Servizi AC alimentata da Generatore (comando)	
2A	DO (High side 2A max)	Linea Servizi AC alimentata da Banchina (comando)	
3A	DO (High side 2A max)	Start Generatore	
4A	DO (High side 2A max)	Stop Generatore	
5A	DO (High side 2A max)	BUZZER Allarmi Naviop	
6A	DO (High side 2A max)	reset rete 240v	
7A	DO (High side 2A max)		
8A	OutputsPower 10A Max		
1B	Negative PowerSupply		
2B	DO (High side 2A max)		
3B	AI (0...30V)	Consumo SERVIZI	0V= 0A; 10V=xxxA (fondo scala shunt)
4B	AI (0...30V)	Ricarica da Carica Batterie	0V= 0A; 10V=xxxA (fondo scala shunt)
5B	AI (0...30V)	TENSIONE BATTERIA PRUA 24V	optional
6B	AI (0...30V)	TENSIONE MOTORI 24V	
7B	CANBUS L		
8B	DI (Low side)	Allarme Sentina 1	
1C	PowerSuppy 8-32VDC		NOTA: Prelevare Tensione Servizi da questo PIN
2C	+5V (100mA Max)		
3C	DI (High side)	Linea Servizi AC Alimentata da Banchina (feedback)	
4C	AI (0...25mA)	Corrente ricarica Alternatore DX	4mA= 0A ; 20mA=xxxA (fondo scala shunt)
5C	AI (0...25mA)	Corrente ricarica Alternatore SX	4mA= 0A ; 20mA=xxxA (fondo scala shunt)
6C	CANBUS H		
7C	DI (Low side)	Allarme Sentina 2	
8C	DI (High side)	Banchina Inserita	

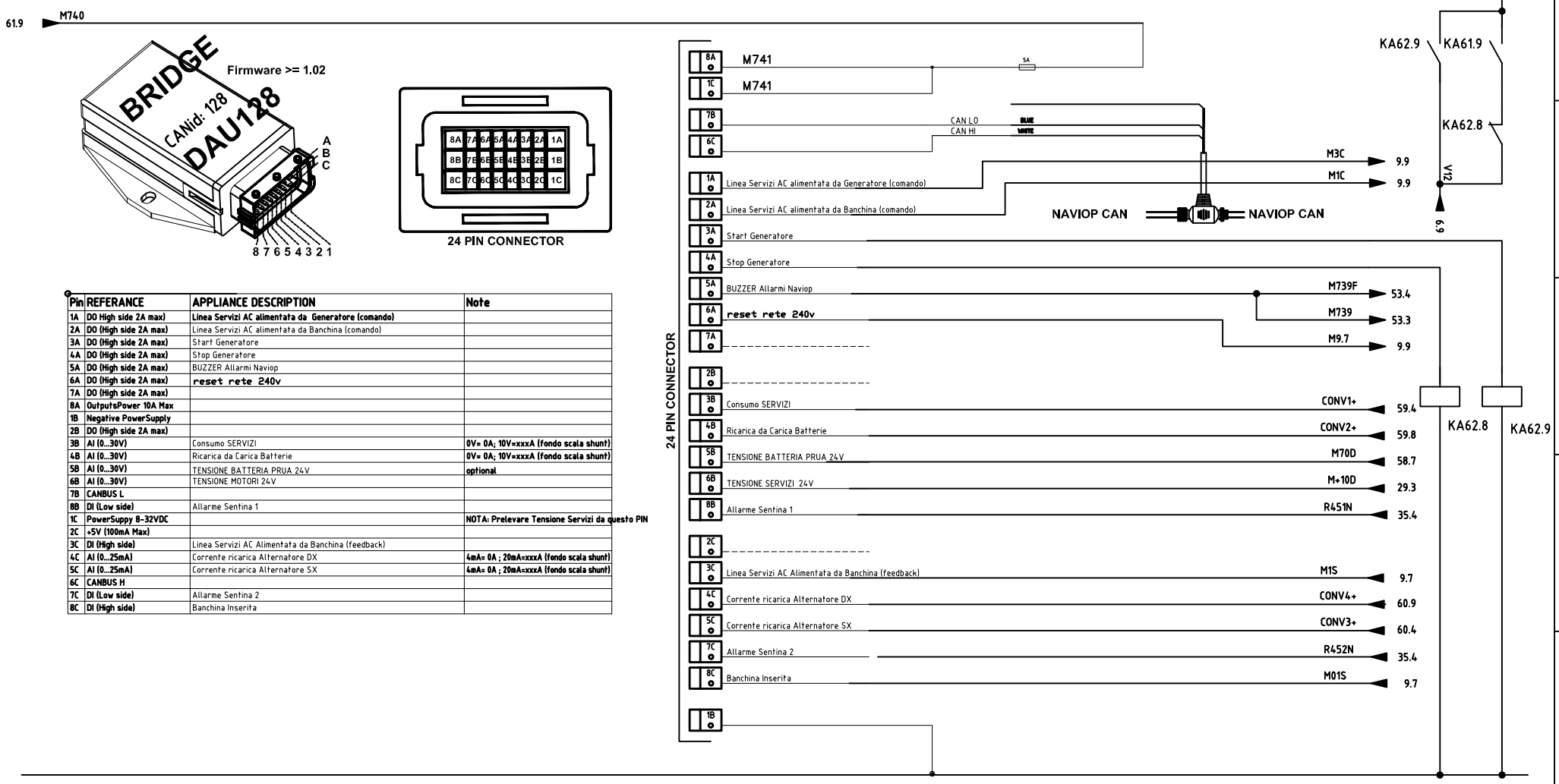

VERSION WITH KOHLER-NANNI-MASE GENSET

ELETTRONSEA

DATA	15/03/24			
DISEGN.	EL	02	AS BUILT	05.07.24
VISTO		01	PRELIMINARE	04.04.24
APPR.		REV.	MODIFICA	DATA

FERRETTI

Ferretti F670MY USA – Schema elettrico
Ferretti F670MY USA – Electrical diagram

BOX INTERFACCIA NAVIOP
NAVIOP SYSTEM BOX INTERFACE

File 04_SCH_F670MY-62-USA

Commessa F670MY USA

Foglio D62A

SegUSA D63

XX QUADRO EQUIPAGGIO-SINOTTICO

Pin	Numl	FUNZ.	DESCRIZIONE		PAG	FILA
1	M01S	SIN	BANCHINA INSERITA	PIASTRA	9	D/1
2	M+1QF	ALIM	+24V DC DIRETTO	PIASTRA	33	B/3
3	M+1QF	ALIM	+24V DC DIRETTO	PIASTRA	33	B/3
4	M+1QF	ALIM	+24V DC DIRETTO	PIASTRA	33	B/3
5	R34	INT	POMPA SENTINA S.MACCHINA 1	TCA-FILA 2	33	C/2
6	R340	ON	POMPA SENTINA S.MACCHINA 1	TCA-FILA 2	33	D/2
7	R342	COM	POMPA SENTINA S.MACCHINA 1	AMP-FILA 2	33	C/3
8	R31	INT	POMPA SENTINA S. MACCHINA 2	TCA-FILA 2	33	C/4
9	R310	ON	POMPA SENTINA S. MACCHINA 2	TCA-FILA 2	33	D/4
10	R312	COM	POMPA SENTINA S. MACCHINA 2	AMP-FILA 2	33	C/5
11	R39	INT	POMPA SENTINA MARINAIO	TCA-FILA 2	33	C/7
12	R390	ON	POMPA SENTINA MARINAIO	TCA-FILA 2	33	D/7
13	R392	COM	POMPA SENTINA MARINAIO	AMP-FILA 2	33	C/8
14	R28	INT	POMPA SENTINA PRUA	TCA-FILA 2	34	C/0
15	R280	ON	POMPA SENTINA PRUA	TCA-FILA 2	34	D/0
16	R282	COM	POMPA SENTINA PRUA	AMP-FILA 2	34	C/1
17	R45	ALIM	+ ALLARME DI SENTINA	TCA-FILA 2	35	C/0
18	R45	ALIM	+ ALLARME DI SENTINA	TCA-FILA 2	35	C/0
19	R30	ON	POMPA SENTINA 3	TCA-FILA 2	35	C/7
20	R300	ON	POMPA SENTINA 3	TCA-FILA 2	35	D/7
21	R302	COM	POMPA SENTINA 3	AMP-FILA 2	35	C/8
22	R240	ON	POMPA ACQUE NERE	TCA-PIASTRA	38	D/1
23	R23A	LED	POMPA ACQUE NERE	AMP-FILA 3	38	C/2
24	R23MA	COM	POMPA ACQUE NERE	AMP-FILA 3	38	E/2

XY QUADRO EQUIPAGGIO-SINOTTICO

Pin	Numl	FUNZ.	DESCRIZIONE		PAG	FILA
1	R233D	COM	POMPA ACQUE NERE	AMP-FILA 3	38	E/3
2	R2380	LED	POMPA ACQUE NERE	AMP-FILA 3	38	C/6
3	R123D	COM	POMPA ACQUE GRIGIE	AMP-FILA 3	39	D/2
4					39	C/4
5	M497	LED	ELETTRONICA PLANCETTA	PIASTRA	40	D/2
6	R4510	LED	ALLARME SENTINA 1	DIODI	35	C/6
7	R4520	LED	ALLARME SENTINA 2	DIODI	35	C/5
8	R4530	LED	ALLARME SENTINA 3	DIODI	35	C/4
9	R4540	LED	ALLARME SENTINA 4	DIODI	35	C/5
10	R2350	LED	ACQUE NERE	AMP-FILA 3	38	D/6
11	R105	--	MORSETTIERA		--	--
12	M450	--	PLANCETTA	PIASTRA	34.8	PIASTRA
13	--	--	--		--	--
14	--	--	--		--	--
15	--	--	--		--	--
16	--	--	--		--	--
17	--	--	--		--	--
18	--	--	--		--	--
19	--	--	--		--	--
20	R1280	LED	POMPA ACQUE GRIGIE	PIASTRA	39	--
21	R1250	LED	POMPA ACQUE GRIGIE	PIASTRA	39	--
22	R120	ON	POMPA ACQUE GRIGIE	PIASTRA	39	--
23	R12A	RELE	POMPA ACQUE GRIGIE	PIASTRA	39	--
24	R12MA	COM	POMPA ACQUE GRIGIE	PIASTRA	39	--

DATA	15/03/24			
DISEGN.	EL	02	AS BUILT	05.07.24
VISTO		01	PRELIMINARE	04.04.24
APPR.		REV.	MODIFICA	DATA

FERRETTI

Ferretti F670MY USA – Schema elettrico
Ferretti F670MY USA – Electrical diagram

CONNETTORI AMP
24VDC AMP LIST

File 04_SCH_F670MY-62-USA

Commessa F670MY USA

Foglio D63
SegUSA D64